

"The Headliner"

Newsletter of the Northern Ohio Regional Group #20
Early Ford V-8 Club of America
Our 53rd Year



Volume 29 Number 02

February 2022

Mission Statement: "To preserve and authentically maintain vehicles manufactured by the Ford Motor Company for the model years 1932 through 1953 inclusive, and to serve as an accurate and technical source of information concerning these automobiles for the benefit of its members as well as the general public."

I hope this letter finds you all healthy and warm in these unpredictable times. On a good note, I haven't seen a mosquito in a while.

Our Installation Dinner was a pleasant day to spend with all that attended. Annette did a great job organizing the day with lots of little surprises.

Our next meeting will be February 18th at our regular place. Stow Community Center. We have a lot to get done and need your input and ideas. Ron Becker will be our guest speaker. He is a very active member of the Crawford museum.

Craig and I made a trek to Youngstown to get the artwork for our yearly roster. Guy Shively has done this for many years. Guy Shively and Debbie Heeter volunteer their talents to create a unique roster.

We will have a Board of Directors meeting shortly after our February Meeting. We need to discuss and glean some ideas for this new V8 season

In the meantime please keep our shut ins in our thoughts and prayers.

God Bless you all and I hope to see your smile soon.

NyjoyurV8B4its2L8

Jeep

Henry said: "Don't find fault, find remedy."

2021-22 NORG Rosters will be distributed at our February Meeting



February Program

Rich Jandrey will introduce our February Program that will feature Ron Becker will be our guest speaker. Ron is a very active member of the Crawford Museum



Officers & Board 2021

President: Jeep Iacobucci
Vice President: Jack Bukszar
Secretary: Neal Garland
Treasurer: Dan & Diane Francis

Directors

Rick Jandrey
Steve Kronen
Paul Null
Beth Schilling

**All Meetings are held at
Stow Community Center
3800 Graham Road
Stow, OH**

"Kick Tires": 7:00
Meeting Begins: 7:30
Ends: 10:00 or Sooner

Website:

www.norgv8club.org

Editor

Annette & Craig Gorris
10160 Echo Hill Drive
Brecksville OH 44141
440-526-6138
annette.gorris@gmail.com



2021 Activities At A Glance



- **Friday, February 18th 7:30 PM** Monthly Club Meeting, Stow City Center
- **Summer 2022 Cruise to Michigan** Mid July ~ August TBD

**Last Month NORG Received a Thank You
from the Family of Bob Jones**



Dear Craig,
 Thank you for the remembrance of Bob Jones. Our family greatly appreciates the brick laid in memory of him.

Sincerely,
 The Jones Family



NORG COOKIE BAKERS



February Meeting	Bruce Lewicki
March Meeting	Darlene Null
April Meeting	Georgene Iacobucci
May Meeting	Diane Francis
June Meeting	NO MEETING
July Meeting	Sharon Bukszar
August Meeting	Beth Schilling
September Meeting	<i>Need Someone</i>
October Meeting	Kathy Kessler
November Meeting	<i>Need Someone</i>

NORG Installation Banquet~ Holiday Party

On January 16 31 members gathered at Sleepy Hollow Country Club for the annual installation of Officers and Board Members. It was a great afternoon. We were served munchies and guests visited the bar to order their preferred refreshment. We were surprised by entertainment from member Charlie Jandik's friend who treated us with a number of songs on his accordion before dinner. Our members enjoyed the dinner consisting of Prime Rib of beef, red-skin potatoes, and green beans almandine. Following the dinner we were treated to special chocolate and vanilla cream cupcakes. Past National President, Craig Gorris swore in new Officers and Board members with the National Club oath of office. Officers for 2022 include President, Jeep Iacobucci, Vice President, Jack Bukszar, Secretary, Neal Garland, Treasurers Dan and Diane Francis and Board Members Rick Jandrey, Steve Kronen, Paul Null and Beth Schilling. Congratulations to all Officers & Board Members. After the installation, we had a 50-50 raffle and monetary prizes randomly drawn from members who attended



Continued on page 4



Continued on page 5



How to Obtain 12 volt Power from your Early Ford V-8 6 Volt System

Past National President and Current Chief, Ken Bounds developed a clever way of converting 6 volt battery current to power 12 volt CB, GPS or other accessory.

It Worked for Me By Ken Bounds

For those of us who like to keep our Early V-8s close to stock and still rely on 6-volt power, there is always the problem of how to install and run 12-volt accessories, such as CB radios, stereos or even a cell phone charger. In the past I have used a couple of different power inverters. These always had drawbacks, such as finding a place to mount them, unreliability, or the introduction of electrical noise into the radio. They were also easy to burn out if the radio drew too many amps. For the past several years after the old inverters became harder to find, I ran 12-volt batteries in the trunks of the '50 Convertible and Crestliner, but you get tired of manually charging them and never know if they will last the entire trip. Besides, they take up valuable space that could be used for something else. 😊

While all this was going on, someone sneaked up behind me with new technology. No, it's not a brand-new 6-volt CB (maybe the Easter Bunny will bring one of those). The new technology I'm referring to is an ultra-compact 6-volt positive ground to 12-volt negative ground power inverter. The unit I purchased is a tiny 1¼" cube. These little guys are so small that you can easily mount them under the dash, or possibly even on the case of the unit that you intend to power.



Installation could not have been simpler and took less than 10 minutes. On the '50 Convertible, there is a nice little bracket for the heater controls that happens to be well grounded. I was able to mount the inverter completely out of sight on the top of the bracket. There are only two wires for the inverter – a fused input from the six-volt side, which I attached the accessory side of the ignition switch, and a 12-volt output, which I fed to the CB power cable. There is also a little grounding pigtail that you can use if you don't mount the inverter directly to a grounded surface. Because the inverter and the 12-volt accessory share a common ground, you don't have to worry about isolating the accessory from the vehicle ground. Since my CB has a ground wire on the power cord, I simply attached it to the same screw that I used to mount the inverter.

I have used the new inverter on the past two tours with no evidence of a problem. The heat from the unit in operation is negligible. You should be aware of the power requirements of the accessories you wish to operate – this inverter can supply about 2.1 amps or about 26½ watts with the engine off – slightly more with the engine running. I'm so impressed that I'm about to buy two more for the Crestliner and the Roadster.

Now for even better news: the price is quite reasonable. These units are available from a number of suppliers, ranging anywhere from \$59 to \$99. I have seen them at Macs and at C&G Auto parts. They might be shown as being from two different manufacturers, Custom Autosound or Antique Automobile Radio. The part number is PGPI-HC. For those of you not afraid to buy on eBay, there is a distributor named Woody's Custom Shop that sells the inverter on eBay for \$59 with free Priority Mail shipping. The owner's name is Charles Rollins. He is a Porsche guy, but otherwise harmless. My inverter arrived in just two days. With the low price and ease of installation, this has really become a "no-brainer". Maybe that is why "It worked for me!"

Ladies Daisy Page



Marie, Judy and Sharon having Fun at the Installation Banquet

Please Patronize Our Advertisers

Busy Bee
 301 S. Court St. - Medina, Ohio
 Complete Exhaust Repair... & So Much More

Family Owned and Operated Since 1983 *Come and See Craig or George!*

Brakes
 Shocks
 Suspension
 Engine
 Diagnostics

Craig/George
330-725-2727



Gas Tanks
 Radiators
 Tune Ups
 Emission Repair
 Batteries

website:
bzbmuffler.com

It won't take long...Did it?

CHIEFTAIN
Trucking & Excavating
 FBE / DBE Certified



3926 Valley Road, Ste. 300
 Cleveland, Ohio 44109
 Office (216) 485-8034
 Call (216) 906-9002

KEN MARTIN
 kmartin@chieftaintrucking.com

NGT
NORTH GATEWAY TIRE CO. INC.
 PASSENGER-INDUSTRIAL-FARM-TRUCK TIRE SERVICES

ALIGNMENT - STRUTS
 SUSPENSION WORK
 BRAKES - SHOCKS
 EXHAUST SYSTEMS
 AIR CONDITIONING SERVICE

JEFF HILL
 VICE PRESIDENT RETAIL




4001 PEARL ROAD
 MEDINA, OHIO 44256
 330.725.TIRE (8473)

CLEVE 330.225.8001
 FAX 330.725.8550
 EMAIL jhill@dktire.com

CERTIFIED AUTO ELECTRIC, INC.
 225 Northfield Road • Bedford, Ohio 44146

Chrome Units for Show Cars
 Special Handling for Classic & Antiques
 Interstate Battery Dealer

EARL OR JEFF
 (440) 439-1100
 (888) 597-8278
 (START)
 www.certifiedautoelectric.com


Mon-Fri 8 a.m. to 5 p.m.
 Sat 9 a.m. to Noon

TONY'S
 AUTO WORLD

Sales • Service • Parts
 ALL MAKES AND MODELS

A NAME YOU CAN TRUST

Tony DiFiore Owner
 tony@tonysautoworld.com


phone 216-433-1800
 fax 216-433-4731
 5905 West 130th St.
 Parma, Ohio 44130
 www.tonysautoworld.com

Don't Forget to Check out our updated website : www.norgv8club.org

The Headliner Deadline
 1st Day of each month. Please e-mail articles, tech tips, outings, adds, club news and pictures to:
Annette Gorris
annette.gorris@gmail.com

Happy February Birthday

1	Debbie Madden
4	George Hlavacs, Earl Peters
5	Nancy Collette
19	Eileen Sanders
20	Don Brehm
21	Ken Bruening
24	Reid Firestone



February Meeting
Friday February 18th
7:30
Stow City Center