



## CHASSIS PARTS CATALOGUE

| PART NUMBER | PART NAME  | NO. REQ'D | MODEL                                       | YEAR 19__ |
|-------------|--|-----------|---|-----------|
| †40 16048-B | Bracket (front fender)-front-LH  | 1         | Pass  | 33-34     |
| 51 16048    | Bracket (front fender)-front-LH  | 1         | Trucks                                      | 35-37     |
| 81C 16048   | Bracket (front fender & headlamp)-LH   | 1         | Comm  | 38-39     |
| 81T 16048   | Bracket (front fender & headlamp)-LH   | 1         | Trucks except COE                           | 38-40     |
| 01T 16048   | Bracket (front fender)-LH  | 1         | Trucks except COE                           | 40        |
| 11T 16048   | Bracket (front fender)-LH  | 1         | Trucks except COE                           | 41        |
|             | 01A-16188 Bumper (fender apron to frame)   | 4         | Trucks except COE                           | 40-41     |
| †68 16050   | Apron assy (front fender to grille)-RH   | 1         | Pass  | 36        |
| 81C 16050   | Apron (front fender to radiator shell)-RH  | 1         | Comm  | 38-39     |
| 81T 16050   | Apron (front fender to radiator shell)-RH  | 1         | Trucks except COE                           | 38-40     |
| †68 16051   | Apron assy (front fender to grille)-LH   | 1         | Pass  | 36        |
| 81C 16051   | Apron (front fender to radiator shell)-LH  | 1         | Comm  | 38-39     |
| 81T 16051   | Apron (front fender to radiator shell)-LH  | 1         | Trucks except COE                           | 38-40     |
| 6HA 16052   | Panel (front fender apron)-front-R.H.  | 1         | Pass (6 cyl)                                | 47-48     |
| 6HA 16054   | Apron (front fender)   | 1         | Pass (6 cyl)                                | 47-48     |
| 11A 16060-A | Fender (front)-RH-upper half-less moulding holes-use with 11A-16030                  | 1         | Pass  | 41        |
| 11A 16061-A | Fender (front)-LH-upper half-less moulding holes-use with 11A-16031                  | 1         | Pass  | 41        |
|             | M-6437-B Anti-squeak (front fender)-upper to lower                                   | As Req'd  | Pass  | 41        |
|             | 81W-810448-A Anti-squeak (front fender to front fender apron)                        | 2         | Pass  | 41        |
|             | 355384-S7 Bolt (front fender upper panel to cowl side panel)-upper-5/16"-24 x 1 1/2" | 2         | Pass  | 41-48     |
|             | 355768-AS2 Nut (front fender upper panel)-for headlamp-#10                           | 8         | (Pass 1941)(Comm,Trucks except COE 1942-47) | 41-47     |
|             | 351629-S28-A2B Screw (front fender to apron anti-squeak to fender)-#6 x 1/2"         | 10        | Pass,Comm,Trucks except COE                 | 38-41     |
|             | †21624-S2 Bolt (front fender bracket brace)-7/16"-20 x 5"                            | 2         | Pass  | 33        |
| †40 16067-A | Rod (front fender bracket brace)-12-1/2" long  | 2         | Pass  | 33        |
|             | 33802-S8 Nut-7/16"-20  |           |   |           |
|             | 34808-S8 Lockwasher-7/16"  |           |   |           |
| †40 16067-B | Rod (front fender bracket brace)-9-1/2" long   | 2         | Pass  | 33-34     |
|             | 20379-S2 Bolt (front fender bracket brace)-3/8"-24 x 15/16"                          | 4         | Pass  | 33-34     |
|             | 33800-S8 Nut-3/8"-24   |           |   |           |
| 81T 16067   | Rod (front fender bracket brace)   | 2         | Trucks except COE                           | 35-39     |
| 91A 16067   | Brace (front fender apron to frame)  | 2         | Pass-DeLuxe                                 | 39        |
| 48 16070-S  | Anti-squeak (front fender to apron)-RH-black leather                                 | As Req'd  | Pass,Comm,Trucks                            | 33-36     |
| 48 16070-S  | Anti-squeak (front fender to body)   | As Req'd  | Pass,Comm,Trucks                            | 35        |
| 48 16070-S  | Anti-squeak (front fender apron to radiator shell)                                   | As Req'd  | Pass  | 36-37     |
| 48 16070-S  | Anti-squeak (front fender to running board)  | As Req'd  | Trucks                                      | 35-37     |

† No Longer Supplied



CHASSIS PARTS CATALOGUE

| PART NUMBER | PART NAME   | NO. REQ'D | MODEL  | YEAR 19__ |
|-------------|---|-----------|--|-----------|
| 48 16070-S  | Anti-squeak (front fender to running board shield)                              | As Req'd  | Pass, Comm, Trucks                           | 28-31     |
| 48 16070-S  | Anti-squeak (front fender shield to running board)                              | As Req'd  | Pass, Comm, Trucks                           | 30-31     |
| 48 16070-S  | Anti-squeak (running board to frame)  |           | Refer to Running Board Group                 |           |
| 48 16070-S  | Anti-squeak (front fender to frame side)  | As Req'd  | Pass, Comm, Trucks                           | 32-34     |
| 48 16070-S  | Anti-squeak (front fender apron to frame)                                       | As        | Pass   | 33-34     |
|             | M-17772-D Anti-squeak (front fender to hood clip support bracket)               | As Req'd  | Pass, Comm, Trucks                           | 30-31     |
|             | 62866-S3 Rivet (anti-squeak to front fender)-1/8" x 3/8"                        | 6         | Comm, Trucks                                 | 35-37     |
|             | 351629-S28-A2B Screw (front fender to apron anti-squeak to fender)-No.6-1/2"    | 8         | Pass   | 37        |
| 48 16070-S  | Anti-squeak (front fender to body)  | As Req'd  | (Pass 1937-48)(Comm, Trucks 1937-47)         | 37-48     |
| 48 16070-S  | Anti-squeak (front fender to grille)  | As        | (Pass 1940-48)(Comm, Trucks 1940-47)         | 40-48     |
| 48 16070-S  | Anti-squeak (rear fender)   |           | Refer to 16160 Rear Fender Group             |           |
| 48 16070-S  | Anti-squeak (radiator grille & lower panel)                                     |           | Refer to 8207 Grille, 8211 Panel             |           |
| 48 16070-S  | Anti-squeak (front bumper stone deflector)                                      |           | Refer to 51A 17744-B & 51A 17777             |           |
| 48 16070-S  | Anti-squeak (rear bumper stone deflector)                                       |           | Refer to 6A 17808                            |           |
| 01T 16072-B | Reinforcement (front fender)-lower front-RH                                     | 1         | Trucks except COE                            | 40-41     |
| 01T 16073-B | Reinforcement (front fender)-lower front-LH                                     | 1         | Trucks except COE                            | 40-41     |
| 11T 16078   | Bracket (fender apron support on frame)   | 1         | Trucks except COE                            | 41        |
| 21A 16079-A | Plate (front fender name)   | 1         | Pass-Super DeLuxe                            | 41-42     |
| 51A 16079   | Plate (front fender name)   | 1         | Pass-Super DeLuxe                            | 46-47     |
|             | 350785-AS Nut (name plate to fender)-speed-#10                                  | 4         | Pass-Super DeLuxe                            | 41-47     |
| 48 16082    | Apron (front fender)-RH   | 1         | Pass   | 35        |
| †50 16082   | Apron (front fender)-RH   | 1         | Comm   | 35        |
| †51 16082   | Apron (front fender)-RH   | 1         | Trucks                                       | 35-36     |
| 68 16082    | Apron (front fender)-rear-RH-with louvres                                       | 1         | Pass   | 36        |
| 77 16082    | Apron (front fender)-RH   | 1         | Comm   | 37        |
| †78 16082   | Apron (front fender)-rear-RH-with louvres                                       | 1         | Pass   | 37        |
| 79 16082    | Apron (front fender)-RH   | 1         | Trucks                                       | 37        |
| 81A 16082-A | Apron (front fender)-RH   | 1         | Pass-Std, Sedan Delivery                     | 38        |
| 91A 16082-A | Apron (front fender)-RH   | 1         | (Pass-DeLuxe 1938)(Pass-Std 1939)            | 38-39     |
| 01A 16082   | Apron (front fender)-RH   | 1         | (Pass except 1939 Std 1939-40)(Comm 1939-41) | 39-41     |
| 11A 16082   | Apron (front fender)-RH   | 1         | Pass   | 41        |
| 21A 16082-A | Apron (front fender)-RH-replaced by 51A 16082-B                                 | 1         | Pass (except 6 cyl 1946-47)                  | 42-47     |
| 21C 16082-A | Apron (front fender)-RH   | 1         | Comm, Trucks except COE                      | 42-47     |
| 21C 16082-B | Apron (front fender)-RH   | 1         | Trucks except COE                            | 42-47     |
| 51A 16082-B | Apron (front fender)-RH   | 1         | Pass (except 6 cyl 1947-48)                  | 42-48     |
| 5GA 16082   | Apron (front fender)-replaced by 51A 16082-B                                    | 1         | Pass (6 cyl)                                 | 46-47     |
| 6HA 16082   | Apron (front fender)-RH-replaced by 6HA-16043, 6HA-16052, 6HA-16054 & 6HA-16184 | 1         | Pass (6 cyl)                                 | 47-48     |
| 48 16083    | Apron (front fender)-LH   | 1         | Pass   | 35        |
| 68 16083    | Apron (front fender)-rear-LH-with louvres                                       | 1         | Pass   | 36        |
| 77 16083    | Apron (front fender)-LH   | 1         | Comm   | 37        |
| 78 16083    | Apron (front fender)-rear-LH-with louvres                                       | 1         | Pass   | 37        |
| 79 16083    | Apron (front fender)-LH   | 1         | Trucks                                       | 37        |
|             | M-17772-D Anti-squeak (front fender apron to frame)                             | As Req'd  | Pass, Comm, Trucks                           | 35-37     |
|             | M-17772-D Anti-squeak (front fender to frame)                                   | As Req'd  | Pass, Comm                                   | 30-32     |

† No Longer Supplied



## CHASSIS PARTS CATALOGUE

| PART NUMBER | PART NAME   | NO. REQ'D | MODEL   | YEAR 19 |
|-------------|---|-----------|---|---------|
| 81A 16083-A | Apron (front fender)-LH   | 1         | Pass-Std, Sedan Delivery                      | 38      |
| 91A 16083-A | Apron (front fender)-LH   | 1         | (Pass-DeLuxe 1938) (Pass-Std 1939)            | 38-39   |
|             | B-8130 Spring (front fender apron bracket to frame bolt)  | 2         | (Comm, Trucks except COE 1942)                | 39-42   |
|             | 20327-S2 Bolt (front fender apron to frame front)   | 2         | Pass-DeLuxe                                   | 39      |
|             | 355632-S2 Bolt (front cross member to fender apron support)   |           |   | 40-41   |
|             | 34748-S7 Washer (front cross member to  |           |   | 40-41   |
|             | 350515-S2 Bolt (radiator support brkt. to fender apron to apron support brkt.)-3/8"-24 x 1" fender apron support) | 2         | (Pass-DeLuxe-90 H.P.)                         | 39      |
| 01A 16083   | Apron (front fender)-LH   | 1         | (Pass except Std 1939-40) (Comm 1939-41)      | 39-41   |
| 11A 16083   | Apron (front fender)-LH   | 1         | Pass  | 41      |
| 21A 16083-A | Apron (front fender)-LH-replaced by 51A 16083-B   | 1         | Pass  | 42-47   |
| 21C 16083-A | Apron (front fender)-LH-replaced by 21C 16083-B   | 1         | Comm, Trucks except COE                       | 42-47   |
|             | 91A-8167-A Bumper (fender apron to frame)   | 4         | Comm, Trucks except COE                       | 42-47   |
| 21C 16083-B | Apron (front fender)-LH   | 1         | Trucks except COE                             | 42-47   |
|             | 01A-16188 Bumper (fender apron to frame)  | 4         | Pass  | 42      |
|             | 09A-16758-A Bumper (fender apron to frame)  | 8         | Pass  | 41-48   |
| 51A 16083-B | Apron (front fender)-RH   | 1         | Pass  | 42-48   |
| +48 16086   | Pad (front fender apron to radiator shell silencer)   | 2         | Pass  | 35      |
| +40 16087   | Spacer (front fender)   | 1         | Pass  | 33-34   |
| +40 16088   | Clamp (front fender spacer)   | 1         | Pass  | 33-34   |
| 48 16088    | Brace (front fender bracket)-RH   | 1         | Pass except 1939 DeLuxe                       | 35-39   |
| 81C 16088   | Bracket (front fender)-front-RH   | 1         | Comm  | 38-39   |
| 91A 16088   | Brace (front fender)-RH-except with 6.00" x 18" tire  | 1         | (Pass except Standard 1939-40) (Comm 1940-41) | 39-41   |
| 414T 16088  | Brace (front fender)-used without running boards  | 2         | 194" Truck                                    | 44-47   |
|             | 24359-S7 Bolt (brace to fender)-3/8"-24 x 13/16"  | 2         | 194" Truck                                    | 44-47   |
|             | 33800-S2 Nut (brace to fender)-3/8"-24  | 2         | 194" Truck                                    | 44-47   |
|             | 34808-S2 Lockwasher (brace to fender)-3/8"  | 2         | 194" Truck                                    | 44-47   |
|             | 24367-S2 Bolt (brace to frame)-5/16"-24 x 7/8"  | 2         | 194" Truck                                    | 44-47   |
|             | 33798-S2 Nut (brace to frame)-5/16"-24  | 2         | 194" Truck                                    | 44-47   |
|             | 34806-S2 Lockwasher (brace to frame)-5/16"  | 2         | 194" Truck                                    | 44-47   |
| 48 16089    | Brace (front fender bracket)-LH   | 1         | Pass except 1939 DeLuxe                       | 35-39   |
| 81C 16089   | Bracket (front fender)-front-LH   | 1         | Comm  | 38-39   |
| 91A 16089   | Brace (front fender)-LH-except with 6.00" x 18" tire  | 1         | (Pass except Standard 1939-40) (Comm 1940-41) | 39-41   |
| +40 16094-A | Bracket (front fender)-rear-without fender well   | 2         | Pass, Sedan Delivery, Station Wagon           | 33-34   |
| 40 16094-B  | Bracket (front fender)-rear-with fender well  | 1         | Pass, Sedan Delivery, Station Wagon           | 33-34   |
| 50 16094    | Bracket (front fender)-rear   | 2         | Comm  | 35-37   |
| 51 16094    | Bracket (front fender)-rear   | 2         | Trucks  | 35-37   |
| 68 16094    | Bracket (front fender)-rear   | 2         | Pass  | 36      |
|             | 68-16156-A2 Grille (front fender horn)-rustless steel   | 2         | Pass  | 36      |
|             | 34803-S7 Lockwasher (front fender horn)-No.10   | 8         | Pass  | 36      |
|             | 355112-S7 Screw (grille to fender)-No.10-32 x 3/8"  | 8         | Pass  | 36      |

+ No Longer Supplied



CHASSIS PARTS CATALOGUE

| PART NUMBER | PART NAME   | NO. REQ'D | MODEL                                    | YEAR  |
|-------------|---|-----------|--|-------|
| 78 16094    | Bracket (front fender)-rear   | 2         | Pass except 1939 DeLuxe                  | 37-39 |
|             | 78-16822-A Insulator (front fender & front fender bracket to body)                            | 4         | Pass except 1939 DeLuxe                  | 37-39 |
| 81C 16094   | Bracket (front fender)-rear   | 2         | Comm                                     | 38-39 |
| 81T 16094   | Bracket (front fender)-rear   | 2         | Trucks except COE                        | 38-41 |
| 01C 16094   | Bracket (front fender)-rear   | 2         | Comm except Sedan Delivery               | 40-41 |
| 11A 16094-A | Brace (front fender)  | 2         | Pass                                     | 41    |
| 21A 16094   | Brace (front fender)  | 2         | Pass                                     | 42-48 |
|             | 24327-S7 Bolt (front fender brace to fender)-5/16"-24 x 5/8"                                  | 6         | Pass                                     | 42-48 |
|             | 34393-S7 Locknut-5/16"-24   |           |  |       |
| 1GA 16100   | Support & brace (bracket apron)-on frame-RH   | 1         | Pass (6 cyl)                             | 41    |
| †1GA 16101  | Support & brace (bracket apron)-on frame-LH   | 1         | Pass (6 cyl)                             | 41    |
| 01T 16120   | Bracket (front fender apron support)-on cross member  | 1         | Pass,Comm except 60 HP,Trucks except COE | 40    |
| 02D 16120   | Bracket (front fender apron support)-on cross member  | 1         | 122" Truck (60 HP)                       | 40    |
| 1GT 16120   | Bracket (apron support to cross member)   | 1         | Trucks.(6 cyl)                           | 41    |
| 21W 16120   | Bracket (front fender apron support to dash)  | 1         | COE                                      | 42-47 |
| 21W 16121   | Bracket (front fender apron support to dash)  | 1         | COE                                      | 42-47 |
| 21C 16122   | Bracket (front fender apron support)-upper-RH   | 1         | Comm,Trucks except COE                   | 42-47 |
| 21C 16123   | Bracket (front fender apron support)-upper-LH   | 1         | Comm,Trucks except COE                   | 42-47 |
| 81W 16124   | Pad (front fender scuff)  | 2         | COE                                      | 39-47 |
| 01A 16138-A | Support (front fender apron)  | 1         | (Pass 1940)(Comm 1940-41)                | 40-41 |
|             | B-35237-A Pad (front fender apron support to frame)   | 1         | (Pass 1940)(Comm 1940-41)                | 40-41 |
| 11A 16138-B | Support (front fender apron)-top  | 1         | Pass                                     | 41    |
| 11T 16138   | Support (front fender apron)  | 1         | Trucks except COE                        | 41    |
| 21C 16138   | Support (front fender apron)-replaced by 7C-16138   | 1         | Comm,Trucks (except COE 1942)            | 42-47 |
|             | 355749-S7 Bolt (radiator support hold-down)-7/16"-20 x 4 3/16"                                | 2         | Comm,Trucks                              | 42-47 |
|             | 34031-S7 Nut-7/16"-20   |           |  |       |
|             | 44731-S8 Washer-7/16"   |           |  |       |
|             | 72026-S Cotter pin-1/8" x 7/8"  |           |  |       |
|             | 8C 8124-A Insulator (radiator support)  | 2         | Comm,Trucks                              | 42-47 |
|             | B-82060 Spring (radiator support bolt)  | 2         | Comm,Trucks                              | 42-47 |
|             | 24541-S7 Bolt (front fender apron to radiator support)-3/8"-24 x 2 3/8"                       | 4         | Comm,Trucks                              | 42-47 |
|             | 34847-S8 Lockwasher-3/8"  |           |  |       |
|             | 34707-S2 Washer-3/8"  |           |  |       |
|             | B-82060 Spring (front fender apron support to frame bolt)                                     | 2         | Pass,Comm,Trucks except COE              | 40-47 |
| 2NC 16138   | Support (front fender apron)  | 1         | (4 cyl)                                  | 42    |
| 51A 16138   | Support (front fender apron)  | 1         | Pass                                     | 42-48 |
|             | 51A-16186-A Pad (front fender apron support)  | 1         | Pass,Comm                                | 41-47 |
|             | 59A-16186-A Pad (front fender apron support)  | 1         | Pass                                     | 41-48 |
|             | 25760-S7 Bolt (front fender apron support to radiator cross bar support)-No. 3/8"-24 x 2 1/2" | 1         | Pass                                     | 42-48 |
|             | 34030-S8 Nut-3/8"-24  |           |  |       |
|             | 34707-S2 Washer-3/8"  |           |  |       |
|             | 72026-S Cotter pin-1/8" x 7/8"  | 1         | Pass                                     | 42-47 |
|             | B-82060 Spring (front fender apron support to radiator cross bar support)                     | 1         | Pass                                     | 42-48 |
|             | 24427-S7 Bolt (front fender apron tie bar)-5/16"-24 x 1 1/4"                                  | 4         | Pass                                     | 42-48 |
|             | 33798-S8 Nut-5/16"-24   |           |  |       |
|             | 44722-S8 Washer-5/16"   |           |  |       |
|             | 34846-S2 Lockwasher-5/16"   |           |  |       |
| 7C 16138-B  | Support assy (front fender apron)   | 1         | Comm,Trucks (except COE 1942)            | 42-47 |

† No Longer Supplied



## CHASSIS PARTS CATALOGUE

| PART NUMBER | PART NAME   | NO. REQ'D | MODEL                                   | YEAR  |
|-------------|---|-----------|---|-------|
| 01A 16140-B | Panel (front fender to grille)-RH   | 1         | (Pass-DeLuxe 1940)(Sedan Delivery 1941) | 40-41 |
| 51A 16140-B | Panel assy (radiator to front fender apron support)-RH-also use with extra cooling radiator | 1         | Pass (except 6 cyl 1946-48)             | 42-48 |
| 5GA 16140   | Panel assy (radiator to front fender apron support)-RH                                      | 1         | Pass (6 cyl)                            | 46-48 |
| 01A 16141-B | Panel (front fender to grille)-LH   | 1         | (Pass-DeLuxe 1940)(Sedan Delivery 1941) | 40-41 |
| 51A 16141-B | Panel assy (radiator to front fender apron support)-LH-also use with extra cooling radiator | 1         | Pass (except 6 cyl 1946-48)             | 42-48 |
| 5GA 16141   | Panel assy (radiator to front fender apron support)-LH                                      | 1         | Pass (6 cyl)                            | 46-48 |
|             | 20449-S2 Bolt (radiator to front fender panel assy)-3/8"-24 x 1 3/8"                        | 2         | Pass                                    | 42-48 |
|             | 33800 -S8 Nut-3/8"-24   |           |   |       |
|             | 34707-S2 Washer-3/8"  |           |   |       |
|             | 34847-S8 Lockwasher-3/8"  |           |   |       |
|             | 350476-S7 Bolt (upper radiator to radiator support)-5/16"-24 x 7/8"                         | 2         | Pass                                    | 42-48 |
|             | 33798-S8 Nut-5/16"-24   |           |   |       |
|             | 34846-S2 Lockwasher-5/16"   |           |   |       |
|             | 356374-S7 Washer-11/32"   |           |   |       |
|             | 24324-S7 Bolt (center radiator support to fender apron)-1/4"-20 x 5/8"                      | 4         | Pass                                    | 42-48 |
|             | 33795-S7 Nut-1/4"-20  |           |   |       |
|             | 34805-S8 Lockwasher-1/4"-20   |           |   |       |
| 5GA 16142   | Bracket (radiator support panel to fender)-RH   | 1         | Pass (6 cyl)                            | 46-48 |
| 5GA 16143   | Bracket (radiator support panel to fender)-LH   | 1         | Pass (6 cyl)                            | 46-48 |
| 2NC 16146   | Brace (front fender apron support to apron)   | 1         | Comm, 122" Truck (4 cyl)                | 42    |
| 1GC 16149-B | Support (front fender apron)-side-RH  | 1         | Comm (6 cyl)                            | 41    |
| +B 16150    | Fender (rear)-RH  | 1         | Station Wagon, Comm with Panel Body     | 32    |
| +46 16150   | Fender (rear)-RH  | 1         | Comm with Panel Body                    | 33-34 |
| +50 16150   | Fender (rear)-RH  | 1         | Comm with Panel Body                    | 35-37 |
| 01T 16150   | Support (front fender apron)-side   | 2         | Trucks except COE                       | 40    |
| 0NY 16150   | Support (front fender apron)-side   | 1         | 122" Truck (4 cyl)                      | 41    |
| 1GC 16150-B | Support (front fender apron)-side-LH  | 1         | Comm (6 cyl)                            | 41    |
| 1GT 16150   | Support (front fender apron)-side   | 2         | Trucks (6 cyl)                          | 41    |
| +B 16151    | Fender (rear)-LH  | 1         | Station Wagon, Comm with Panel Body     | 32    |
| +46 16151   | Fender (rear)-LH  | 1         | Comm with Panel Body                    | 33-34 |
| +50 16151   | Fender (rear)-LH  | 1         | Comm with Panel Body                    | 35-37 |
| 01T 16152   | Support (front fender apron)-top  | 1         | Trucks except COE                       | 40    |
| 11T 16152   | Support (front fender apron)-top  | 1         | Trucks except COE                       | 41    |
| 1GC 16152   | Support (front fender apron)-top  | 1         | Comm (6 cyl)                            | 41    |
| 1GT 16152   | Support (front fender apron)-top  | 1         | Trucks (6 cyl)                          | 41    |
| 11A 16154-B | Support (front fender apron)-bottom   | 1         | Pass                                    | 41    |
| 68 16156-A2 | Grille (front fender horn)  |           | Refer to Fender Bracket 68-16094        |       |
| 01T 16156   | Reinforcement (fender apron to support)   | 2         | Trucks except COE                       | 40    |
| 21A 16156   | Bar (front fender apron support upper tie)  | 1         | Pass (except 6 cyl 1946-48)             | 42-48 |
| 5GA 16156   | Bar (front fender apron support upper tie)  | 1         | Pass (6 cyl)                            | 46-48 |
|             | 24427-S7 Bolt (bar to front fender support)-5/16"-24 x 1 1/4"                               | 2         | Pass                                    | 42-48 |
|             | 33798-S8 Nut-5/16"-24   |           |   |       |
|             | 44722-S8 Washer-5/16"   |           |   |       |
|             | 34846-S2 Lockwasher-5/16"   |           |   |       |
| 01T 16157   | Anti-squeak (fender apron to support)   | 2         | Trucks except COE                       | 40    |

† No Longer Supplied



CHASSIS PARTS CATALOGUE

Front Fender Bolts, Nuts and Washers

| PART NUMBER | PART NAME                       | PART NUMBER | PART NAME                              |
|-------------|---------------------------------|-------------|--|
| 24344-S7    | 1/4"-20 x 3/4" Hex head bolt    | 30047-S13   | 1/4"-20 x 3/4" Oval head machine screw |
| 20384-S2    | 1/4"-20 x 1" Hex head bolt      | 28381-S2    | 1/4"-20 x 7/8" Oval head machine screw |
| 24346-S7    | 5/16"-18 x 3/4" Hex head bolt   | 33795-S7    | 1/4"-20 (3/16" x 1/2") Hex nut         |
| 24327-S7    | 5/16"-24 x 5/8" Hex head bolt   | 33796-S7    | 1/4"-28 Hex nut                        |
| 24367-S2    | 5/16"-24 x 7/8" Hex head bolt   | 33797-S7    | 5/16"-18 (1/4" x 1/2") Hex nut         |
| 24427-S7    | 5/16"-24 x 1-1/4" Hex head bolt | 33798-S8    | 5/16"-24 (17/64" x 1/2") Hex nut       |
| 25699-S2    | 5/16"-24 x 1-3/4" Hex head bolt | 33800-S8    | 3/8"-24 (21/32" x 9/16") Hex nut       |
| 21492-S2    | 5/16"-24 x 1-7/8" Hex head bolt | 34390-S7    | 1/4"-20 Standard light thick locknut   |
| +24399-S2   | 3/8"-24 x 3/4" Hex head bolt    | 34393-S7    | 5/16"-24 Standard light thick locknut  |
| 24369-S7    | 3/8"-24 x 7/8" Hex head bolt    | 34805-S8    | 1/4" (1/16" x 15/32") Lockwasher       |
| 24389-S8    | 3/8"-24 x 1" Hex head bolt      | 34846-S2    | 5/16" (1/16" x 37/64") Lockwasher      |
| 24429-S7    | 3/8"-24 x 1-1/4" Hex head bolt  | 34847-S8    | 3/8" (3/64" x 21/32") Lockwasher       |
| 24469-S7    | 3/8"-24 x 1-1/2" Hex head bolt  | 44719-S8    | 1/4" Washer                            |
| 23356-S7    | 1/4"-20 x 9/16" Carriage bolt   | 44722-S8    | 5/16" Washer                           |
| 23391-S2    | 1/4"-20 x 7/8" Carriage bolt    | 34707-S2    | 3/8" Washer                            |
| 23408-S2    | 5/16"-18 x 1" Carriage bolt     |             |  |
| 350476-S7   | 5/16"-24 x 3/4" Carriage bolt   |             |  |
| +350472-S8  | 5/16"-24 x 7/8" Carriage bolt   |             |  |
| 23409-S7    | 5/16"-24 x 1" Carriage bolt     |             |  |
| 23411-S2    | 3/8"-24 x 1" Carriage bolt      |             |  |

| PART NUMBER | PART NAME | NO. REQ'D | MODEL | YEAR |
|-------------|-----------|-----------|-------|------|
|-------------|-----------|-----------|-------|------|

Rear Fender

|              |   |   |                                |       |
|--------------|---|---|--------------------------------|-------|
| +A 16160-A   | Fender (rear)-RH  | 1 | A-40A, 45A, 50A, 68A, 78A      | 28-30 |
| +48 16160-A  | Fender (rear)-RH  | 1 | Roadster, Coupes               | 35    |
| 68 16160-A   | Fender (rear)-RH  | 1 | Roadster, Coupes               | 36    |
| 78 16160-A   | Fender (rear)-RH  | 1 | Roadster, Coupes               | 37    |
| 81A 16160-A  | Fender (rear)-RH-without tail lamp hole                                   | 1 | Coupe-Std                      | 38    |
| 81A 16160-B  | Fender (rear)-RH-with tail lamp hole-drill hole for deck step if required | 1 | Coupe-DeLuxe                   | 38    |
| 81C 16160-A  | Fender (rear)-RH  | 1 | Comm with Panel Body           | 38-41 |
| 81C 16160-B  | Fender (rear)-RH  | 1 | Comm with Pickup Body          | 38-41 |
| 81T 16160    | Fender (rear)-RH-for single wheel   | 1 | Trucks with Panel Body         | 38-41 |
| +68 16161    | Fender (rear)-LH  | 1 | Roadster, Coupes               | 36    |
| +78 16161    | Fender (rear)-LH  | 1 | Roadster, Coupes               | 37    |
| 81A 16161    | Fender (rear)-LH-with tail lamp hole                                      | 1 | Coupe                          | 38    |
| 81C 16161-A  | Fender (rear)-LH  | 1 | Comm with Panel Body           | 38-41 |
| 81C 16161-B  | Fender (rear)-LH  | 1 | Comm with Pickup Body          | 38-41 |
| +81C 16161-C | Fender (rear)-LH  | 1 | Comm with Platform & Rack Body | 38-39 |
| 81T 16161    | Fender (rear)-RH-for single wheel   | 1 | Trucks with Panel Body         | 38-41 |

+ No Longer Supplied



## CHASSIS PARTS CATALOGUE

| PART NUMBER | PART NAME   | NO. REQ'D   | MODEL  | YEAR 19__ |
|-------------|---|-------------|--|-----------|
| †B 16162    | Fender (rear)-RH  | 1           | Comm with Pickup Body  | 32        |
| †46 16162   | Fender (rear)-RH  | 1           | Comm with Pickup Body  | 33-34     |
| †50 16162   | Fender (rear)-RH  | 1           | Comm with Pickup Body  | 35-37     |
| †50 16163   | Fender (rear)-LH  | 1           | Comm with Pickup Body  | 35-37     |
| †A 16168    | Fender (rear)-RH  | 1           | Comm with Pickup Body  | 31        |
| 11A 16168   | Moulding (front fender)-front-RH-beaded                           |             | Refer to 11A-16030 Front Fender Panel                        |           |
| 6A 16168    | Moulding (front fender)-lower-RH-plain                            |             | Refer to 6A-16009 Front Fender                               |           |
| †A 16169    | Fender (rear)-LH  | 1           | Comm with Pickup Body  | 31        |
| 11A 16169   | Moulding (front fender)-front-LH-beaded                           |             | Refer to 11A-16031 Front Fender Panel                        |           |
| 6A 16169    | Moulding (front fender)-lower-LH-plain                            |             | Refer to 6A-16010 Front Fender                               |           |
|             |   |             |  |           |
| A 16180-B   | Bracket (rear fender)   | 2           | Roadsters, Coupes, Cabriolets, Pickup                        | 28-31     |
| †A 16182    | Bracket (rear fender)   | 2           | Comm with Pickup Body  | 31        |
| 6HA 16184   | Extension (front fender apron)                                    | 1           | Pass (6 cyl)   | 47-48     |
|             |   |             |  |           |
| 51A 16186-A | Pad (front fender apron support)                                  |             | Refer to 16138 Front Fender Support                          |           |
| 59A 16186-A | Pad (front fender apron support)                                  |             | Refer to 16138 Front Fender Support                          |           |
| 01A 16188   | Bumper (front fender apron support)                               |             | Refer to 16083 Front Fender Apron                            |           |
|             |   |             |  |           |
| 11A 16196-A | Moulding (rear fender)-RH   | 1           | Pass-Super DeLuxe (except Station Wagon)                     | 41        |
| 11A 16196-B | Moulding (rear fender)-RH   | 1           | Station Wagon  | 41        |
| 21A 16196-A | Moulding (rear fender)-RH-beaded                                  | 1           | Pass-Super DeLuxe (except Station Wagon)                     | 42        |
| 21A 16196-A | Moulding (rear fender)-RH-beaded                                  | 1           | Pass (except Station Wagon, Sedan Delivery Sportsman Coupe)  | 46-47     |
| 21A 16196-B | Moulding (rear fender)-RH-beaded                                  | 1           | Station Wagon  | 42-47     |
| 21A 16196-C | Moulding (rear fender)-RH-beaded                                  | 1           | Pass-Super DeLuxe (except Station Wagon)                     | 42        |
|             | replaced by 21A 16196-A   |             |  |           |
| 21A 16196-D | Moulding (rear fender)-RH-replaced by 21A-16196-B                 | 1           | Station Wagon  | 42        |
| 51A 16196   | Moulding (rear fender)-side-RH-beaded                             | 1           | Sedan Delivery, Sportsman Coupe                              | 46-47     |
| 6A 16196-A  | Moulding (rear fender)-side-RH-plain                              | 1           | Pass except Sportsman Coupe, Sedan Delivery & Station Wagon  | 47-48     |
| 6A 16196-B  | Moulding (rear fender)-side-RH-plain                              | 1           | Station Wagon  | 47-48     |
| 6A 16196-C  | Moulding (rear fender)-side-RH-plain                              | 1           | Sedan Delivery   | 47-48     |
| 6A 16196-D  | Moulding (rear fender)-side-RH-plain                              | 1           | Sportsman Coupe  | 47-48     |
|             |   |             |  |           |
| 11A 16197-A | Moulding (rear fender)-LH   | 1           | Pass-Super DeLuxe (except Station Wagon)                     | 41        |
| 11A 16197-B | Moulding (rear fender)-LH   | 1           | Station Wagon  | 41        |
| 21A 16197-A | Moulding (rear fender)-LH-beaded                                  | 1           | Pass-Super DeLuxe (except Station Wagon)                     | 42        |
| 21A 16197-A | Moulding (rear fender)-LH-beaded                                  | 1           | Pass (except Sedan Delivery, Station Wagon, Sportsman Coupe) | 46-47     |
| 21A 16197-B | Moulding (rear fender)-LH-beaded                                  | 1           | Station Wagon  | 42-47     |
| 21A 16197-C | Moulding (rear fender)-LH-replaced by 21A-16197-A                 | 1           | Pass-Super DeLuxe (except Station Wagon)                     | 42        |
| 51A 16197   | Moulding (rear fender)-side-LH-beaded                             | 1           | Sedan Delivery, Sportsman Coupe                              | 46-47     |
|             | 355096-S7 Bolt (rear fender moulding)-<br>No.8-32 x 3/8"          | 30          | Pass   | 41-42     |
|             | 350185-S7 Bolt (rear fender moulding)-<br>No.10-24 x 3/8"         | 20          | Pass   | 46-47     |
|             | 358127-S7 Bolt & washer (rear fender<br>moulding)-No.10-24 x 1/2" | 20          | Pass   | 46-47     |
|             | 355807-AS7 Locknut (rear fender moulding)-<br>No.10-24            | 20          | Pass   | 46-47     |
|             |   |             |  |           |
| 6A 16197-A  | Moulding (rear fender)-side-LH-plain                              | 1           | Pass except Sportsman Coupe, Sedan Delivery & Station Wagon  | 47-48     |
| 6A 16197-B  | Moulding (rear fender)-side-LH-plain                              | 1           | Station Wagon  | 47-48     |
| 6A 16197-C  | Moulding (rear fender)-side-LH-plain                              | 1           | Sedan Delivery   | 47-48     |
| 6A 16197-D  | Moulding (rear fender)-side-LH-plain                              | 1           | Sportsman Coupe  | 47-48     |
|             | 358233-S7A Retainer assy (rear fender side<br>moulding)           | 20 to<br>26 | Pass   | 47-48     |
|             | 355807-AS7 Locknut-No.10-24                                       |             |  |           |

† No Longer Supplied



CHASSIS PARTS CATALOGUE

| PART NUMBER | PART NAME  | NO. REQ'D | MODEL  | YEAR  |
|-------------|--|-----------|--|-------|
| †A 16211    | Fender (rear)-LH   | 1         | Phaeton-DeLuxe   | 30-31 |
| †A 16240    | Bracket (rear fender)  | 2         | Phaeton-DeLuxe   | 30-31 |
| †81A 16303  | Fender (rear)-LH   | 1         | Sedan Delivery   | 35-39 |
| †48 16306   | Fender (rear)-RH   | 1         | Station Wagon  | 35-37 |
| 81A 16306   | Fender (rear)-RH   | 1         | Station Wagon  | 38-40 |
| †48 16307   | Fender (rear)-LH   | 1         | Station Wagon  | 35-37 |
| 81A 16307   | Fender (rear)-LH   | 1         | Station Wagon  | 38-40 |
| †51 16309   | Fender (rear)-LH-with dual wheels                            | 1         | Trucks with Express Body   | 35-47 |
| †51 16310-B | Fender (rear)-RH-with dual wheels                            | 1         | Trucks with Panel Body   | 35-37 |
| †81T 16310  | Fender (rear)-RH-with dual wheels                            | 1         | Trucks with Panel Body   | 38-41 |
| †AA 16311   | Fender (rear)-LH-with dual wheels                            | 1         | Trucks with Panel Body   | 31    |
| †81T 16311  | Fender (rear)-LH-with dual wheels                            | 1         | Trucks with Panel Body   | 38-41 |
| †BB 16312   | Fender (rear)-RH-with dual wheels                            | 1         | Trucks with Panel & Express Body   | 32-34 |
| 51 16312    | Fender (rear)-RH-single wheel                                | 1         | Trucks with Express Body   | 35-47 |
| †68 16312-A | Fender (rear)-RH   | 1         | Sedans & Phaeton   | 36    |
| 77 16312    | Fender (rear)-RH   | 1         | Comm with Platform & Stake Bodies  | 37    |
| 78 16312-A  | Fender (rear)-RH   | 1         | Sedans (except Convertible & Touring)  | 37    |
| 78 16312-C  | Fender (rear)-RH   | 1         | Convertible Sedan, Touring Sedans  | 37    |
| 81A 16312-A | Fender (rear)-RH-less lamp hole                              | 1         | Tudor, Fordor-Std  | 38    |
| 81A 16312-C | Fender (rear)-RH-with lamp hole                              | 1         | (Tudor, Fordor-DeLuxe 1938-39)(Convertible Sedan, Convertible Coupe, 5 window Coupe-DeLuxe 1939)                                 | 38-39 |
| 81A 16312-D | Fender (rear)-RH-less lamp hole-LHD                          | 1         | Tudor, Fordor, Coupe-Std (except State of Washington)  | 39-40 |
| 81Y 16312   | Fender (rear)-RH   | 1         | 122" Truck with Express Body   | 38-41 |
| 01A 16312-A | Fender (rear)-RH   | 1         | Sedan Delivery   | 40-41 |
| 01A 16312-B | Fender (rear)-RH   | 1         | (Pass-DeLuxe except Sedan Delivery & Station Wagon)(Pass-Standard in State of Washington)  | 40    |
| 11A 16312-A | Fender (rear)-RH-less moulding holes                         | 1         | Pass except Sedan Delivery, Station Wagon  | 41    |
| 11A 16312-B | Fender (rear)-RH-less moulding holes                         | 1         | Station Wagon  | 41    |
| 11A 16312-F | Fender (rear)-RH-with moulding holes-replaced by 11A-16312-A | 1         | Pass-Super DeLuxe (except Station Wagon)   | 41    |
| 21A 16312-A | Fender (rear)-RH-replaced by 21A 16312-G                     | 1         | Pass-DeLuxe (except Sedan Delivery)  | 42    |
| 21A 16312-B | Fender (rear)-RH-less moulding holes                         | 1         | Station Wagon  | 42-47 |
| 21A 16312-C | Fender (rear)-RH   | 1         | Pass-Special   | 42    |
| 21A 16312-D | Fender (rear)-RH-replaced by 21A 16312-G                     | 1         | (Pass-Super DeLuxe except Station Wagon 1942-47)(Pass-DeLuxe except Sedan Delivery 1947)   | 42-47 |
| 21A 16312-E | Fender (rear)-RH   | 1         | Station Wagon  | 42    |
| 21A 16312-F | Fender (rear)-RH   | 1         | Sedan Delivery   | 42    |
| 21A 16312-G | Fender (rear)-RH-less moulding holes & fender boot holes     | 1         | (Pass-DeLuxe except Sedan Delivery 1942)(Pass-Super DeLuxe except Station Wagon 1942-47)(Pass-DeLuxe except Sedan Delivery 1947) | 42-47 |
| 21C 16312-A | Fender (rear)-RH   | 1         | Comm with Panel Body   | 42-47 |
| 21C 16312-B | Fender (rear)-RH   | 1         | Comm with Pickup Body  | 42-47 |
| 21T 16312-A | Fender (rear)-RH-dual wheels                                 | 1         | Trucks with Panel Body   | 42-47 |
| 21T 16312-B | Fender (rear)-RH-dual wheels                                 | 1         | Trucks with Panel Body   | 42-47 |
| 21Y 16312-A | Fender (rear)-RH-not used with 7.50" x 17" tire              | 1         | 122" Truck with Express Body   | 42    |
| 21Y 16312-B | Fender (rear)-RH   | 1         | 122" Truck with Express Body   | 42-47 |
| 51A 16312-A | Fender (rear)-RH   | 1         | Sedan Delivery   | 46-47 |
| 51A 16312-B | Fender (rear)-RH   | 1         | Sportsman Coupe  | 46-47 |
| 51A 16312-C | Fender (rear)-RH-replaced by 21A 16312-F                     | 1         | Sportsman Coupe  | 46-47 |

† No Longer Supplied





## CHASSIS PARTS CATALOGUE

| PART NUMBER | PART NAME   | NO.<br>REQ'D | MODEL   | YEAR<br>19__ |
|-------------|---|--------------|---|--------------|
| 6A 16312-A  | Fender (rear)-RH  | 1            | Pass except Sportsman Coupe, Sedan<br>Delivery & Station Wagon  | 47-48        |
| 6A 16312-B  | Fender (rear)-RH  | 1            | Station Wagon   | 47-48        |
| 6A 16312-C  | Fender (rear)-RH  | 1            | Sedan Delivery  | 47-48        |
| 6A 16312-D  | Fender (rear)-RH  | 1            | Sportsman Coupe   | 47-48        |
| 6AS 16312-A | Fender (rear)-RH-with 9.00 x 13 tire                            | 1            | Pass except Sportsman, Sedan Delivery,<br>Station Wagon   | 46-48        |
| 6AS 16312-B | Fender (rear)-RH-with 9.00 x 13 tire                            | 1            | Station Wagon   | 46-48        |
| +BB 16313   | Fender (rear)-LH-with dual wheels                               | 1            | Trucks with Panel & Express Body  | 32-34        |
| 40 16313-B  | Fender (rear)-LH  | 1            | (Tudor, Fordor, Phaeton 1933-34) (Victoria<br>1933)   | 33-34        |
| +40 16313-C | Fender (rear)-LH  | 1            | Victoria  | 34           |
| +46 16313-B | Fender (rear)-LH  | 1            | Sedan Delivery  | 33-34        |
| 51 16313    | Fender (rear)-LH-for single wheel                               | 1            | Trucks with Service & Express Body  | 35-47        |
| +68 16313   | Fender (rear)-LH  | 1            | Tudor, Fordor, Victoria, Phaeton  | 36           |
| +77 16313   | Fender (rear)-LH  | 1            | Comm with Platform Bodies   | 37           |
| 78 16313-A  | Fender (rear)-LH  | 1            | Tudor, Fordor (except Touring)  | 37           |
| 78 16313-B  | Fender (rear)-LH  | 1            | Touring Tudor & Fordor, Convertible Sedan,<br>Phaeton   | 37           |
| 81A 16313-A | Fender (rear)-LH-with lamp hole                                 | 1            | Tudor & Fordor-Std, Phaeton, Convertible<br>Sedan   | 38           |
| 81A 16313-C | Fender (rear)-LH-with lamp hole                                 | 1            | (Tudor, Fordor-DeLuxe 1938)(Tudor, Fordor,<br>Convertible Sedan, Convertible Coupe, 5<br>Window Coupe 1939)   | 38-39        |
| 81Y 16313   | Fender (rear)-LH  | 1            | 122" Truck with Express Body  | 38-41        |
| 01A 16313-A | Fender (rear)-LH  | 1            | Sedan Delivery  | 40-41        |
| 01A 16313-B | Fender (rear)-LH  | 1            | Pass except Sedan Delivery & Station<br>Wagon   | 40           |
| 11A 16313-A | Fender (rear)-LH-less moulding holes                            | 1            | Pass except Station Wagon   | 41           |
| 11A 16313-B | Fender (rear)-LH-less moulding holes                            | 1            | Station Wagon   | 41           |
| 11A 16313-F | Fender (rear)-LH-with moulding holes-replaced by<br>11A 16313-A | 1            | Pass-Super DeLuxe except Station Wagon  | 41           |
| 19A 16313-D | Fender (rear)-LH-use with 1/2" moulding                         | 1            | Station Wagon   | 41           |
| 21A 16313-A | Fender (rear)-LH-replaced by 21A 16313-G                        | 1            | Pass-DeLuxe & Special except Sedan<br>Delivery  | 42           |
| 21A 16313-B | Fender (rear)-LH-replaced by 21A 16313-E                        | 1            | Station Wagon   | 42-47        |
| 21A 16313-D | Fender (rear)-LH-replaced by 21A 16313-G                        | 1            | (Pass-Super DeLuxe except Station Wagon<br>1942-47)(Pass-DeLuxe except Sedan<br>Delivery 1947)  | 42-47        |
| 21A 16313-E | Fender (rear)-LH  | 1            | Station Wagon   | 42-47        |
| 21A 16313-F | Fender (rear)-LH  | 1            | Sedan Delivery  | 42           |
| 21A 16313-G | Fender (rear)-LH-less moulding holes & fender boot              | 1            | (Pass-DeLuxe & Special except Sedan<br>Delivery 1942)(Pass-Super DeLuxe except<br>Station Wagon 1942-47)(Pass-DeLuxe except<br>Sedan Delivery 1947) | 42-47        |
| 21C 16313-A | Fender (rear)-LH  | 1            | Comm with Panel Body  | 42-47        |
| 21C 16313-B | Fender (rear)-LH  | 1            | Comm with Pickup Body   | 42-47        |
| 21T 16313-A | Fender (rear)-LH-single wheel                                   | 1            | Trucks with Panel Body  | 42-47        |
| 21T 16313-B | Fender (rear)-LH-dual wheels                                    | 1            | Trucks with Panel Body  | 42-47        |
| 21Y 16313-B | Fender (rear)-LH  | 1            | 122" Trucks with Express Body   | 42-47        |
| 51A 16313-A | Fender (rear)-LH-replaced by 21A 16313-B                        | 1            | Sedan Delivery  | 46-47        |
| 51A 16313-B | Fender (rear)-LH-replaced by 51A 16313-C                        | 1            | Sportsman Coupe   | 46-47        |
| 51A 16313-C | Fender (rear)-LH-replaced by 6A 16313-D                         | 1            | Sportsman Coupe   | 46-47        |
|             | 48-16070-S Anti-squeak (rear fender)                            | As<br>Reqd   | Pass, Comm, Trucks  | 38-47        |

+ No Longer Supplied



CHASSIS PARTS CATALOGUE

| PART NUMBER | PART NAME   | NO. REQ'D | MODEL  | YEAR  |
|-------------|---|-----------|--|-------|
| 6A 16313-A  | Fender (rear)-LH  | 1         | Pass except Sportsman Coupe, Sedan Delivery & Station Wagon  | 47-48 |
| 6A 16313-B  | Fender (rear)-LH  | 1         | Station Wagon  | 47-48 |
| 6A 16313-C  | Fender (rear)-LH  | 1         | Sedan Delivery   | 47-48 |
| 6A 16313-D  | Fender (rear)-LH  | 1         | Sportsman Coupe  | 47-48 |
| 6AS 16313-A | Fender (rear)-LH-with 9.00 x 13 tire                    | 1         | Pass except Sedan Delivery, Sportsman, Station Wagon   | 47-48 |
| 6AS 16313-B | Fender (rear)-LH-with 9.00 x 13 tire                    | 1         | Station Wagon  | 47-48 |
| 78 16336    | Bolt & collar (fender shield)                           | 1         | Pass (Refer to Fender Shield Group)  | 37-41 |
| †BB 16339   | Bracket (rear fender with single wheels)                | 2         | Trucks with Panel & Express Body   | 32-34 |
| †A 16340-B  | Bracket (rear fender)                                   | 2         | A-35A, B, 55A, B, 60A, B, C, 79A, B, 130B, 133A, 140A, B, 150A, B, 155A, B, C, D, 160A, B, C, D, 170A, B, 190A, 225A, 255A, 295A, 400A | 28-31 |
| 11A 16340-A | Brace (rear fender)-RH                                  | 1         | Pass-DeLuxe & Super DeLuxe except Sedan Delivery & Station Wagon   | 41-42 |
| 11A 16340-A | Brace (rear fender)-RH                                  | 1         | Pass except Sportsman Coupe & Sedan Delivery   | 46-48 |
| 11A 16340-B | Brace (rear fender)-RH                                  | 1         | Pass-Special   | 41-42 |
| 21A 16340   | Brace (rear fender)                                     | 2         | Sedan Delivery   | 42-48 |
| 21C 16340-C | Brace (rear fender)                                     | 2         | Comm with Pickup Body  | 42-47 |
| 21C 16340-D | Brace (rear fender)                                     | 2         | Comm with Panel Body   | 42-47 |
| 51A 16340   | Brace (rear fender)                                     | 2         | Sportsman Coupe  | 46-48 |
|             | 23379-S7 Bolt (fender brace to fender)-5/16" -24 x 3/4" | 2         | Sportsman Coupe  | 46-48 |
|             | 34393-S7 Locknut -5/16" -24                             |           |  |       |
| †BB 16341   | Bracket (rear fender)-with dual wheels                  | 2         | BB-86, 195A, 197, 210, 229A  | 32-34 |
| 48 16341    | Bracket (rear fender)-replaced by 68 16341              | 1         | (Pass 1935-36)(Sedan Delivery 1937-38)   | 35-38 |
| 50 16341    | Bracket (rear fender)                                   | 2         | (Comm with Panel Body 1935-37)(Comm with Pickup Body 1935-36)  | 35-37 |
| 67 16341    | Bracket (rear fender)                                   | 2         | Comm with Platform, Rack & Pickup Body   | 37    |
| 68 16341    | Brace (rear fender)                                     | 2         | Sedan Delivery & Station Wagon   | 36    |
|             | 48-16070-S Anti-squeak (rear fender to body)            | 2         | Pass, Comm, Trucks   | 28-37 |
| 81A 16341-A | Brace (rear fender)                                     | 2         | Station Wagon  | 38-40 |
| 81A 16341-B | Brace (rear fender)                                     | 2         | (Pass except Station Wagon 1938-40)(Sedan Delivery 1941)   | 38-41 |
| 81C 16341   | Brace (rear fender)                                     | 2         | (Sedan Delivery, Station Wagon 1937)(Comm with Pickup & Panel Body 1938-41)(Comm with Platform & Rack Body 1938-39)                    | 37-41 |
| 81T 16341-A | Brace (rear fender)-used with single wheels             | 2         | Trucks with Express & Panel Body   | 38-47 |
| 11A 16341-A | Brace (rear fender)-LH                                  | 1         | Pass except Station Wagon  | 41    |
| 11A 16341-B | Brace (rear fender)-LH                                  | 1         | Station Wagon  | 41    |
| 11A 16341-C | Brace (rear fender)-LH-7/8" wider than "B" brace        | 1         | Station Wagon  | 41    |
| 21A 16341-A | Brace (rear fender)-LH                                  | 1         | Pass except Sedan Delivery & Station Wagon   | 42-48 |
| 21A 16341-B | Brace (rear fender)-LH                                  | 1         | Station Wagon  | 42-48 |
|             | 24311-S8 Bolt (rear fender)-5/16" -24 x 1/2"            | 5         | Pass   | 42-48 |
|             | 34393-S7 Locknut -5/16" -24                             |           |  |       |
| 29A 16346-A | Anti-squeak (rear fender to body)-Black-use 48-16070    | 2         | Pass   | 42-48 |
| 29A 16346-A | Anti-squeak (rear stone deflector)-Black-use 48-16070   |           | Refer to 6A-17808  |       |
| 29A 16346-A | Anti-squeak (front fender to cowl)-Black-use 48-16070   |           | Refer to 51A-16010   |       |
| 51A 16346-E | Anti-squeak (front fender to cowl)-Maroon               | 2         | Pass (Refer to 51A 16010)  | 46-48 |
| 51A 16346-E | Anti-squeak (rear stone deflector)-Maroon               | 1         | Pass (Refer to 6A 17808)   | 46-48 |
| 51A 16346-E | Anti-squeak (rear fender to body)-Maroon                | 2         | Pass   | 46-48 |
| 51A 16346-F | Anti-squeak (rear fender to body)-Blue Green            | 2         | Pass   | 46-48 |

† No Longer Supplied



## CHASSIS PARTS CATALOGUE

| PART NUMBER | PART NAME  | NO. REQ'D  | MODEL   | YEAR<br>19 |
|-------------|--|------------|---|------------|
| 51A 16346-F | Anti-squeak (front fender to cowl)-Blue Green                          | 2          | Pass (Refer to 51A 16010)   | 46-48      |
| 51A 16346-F | Anti-squeak (rear stone deflector)-Blue Green                          | 1          | Pass (Refer to 6A 17808)  | 46-48      |
| 51A 16346-G | Anti-squeak (rear fender to body)-Gray-repl. by<br>48-16070            | 2          | Pass  | 46-48      |
| 51A 16346-G | Anti-squeak (rear stone deflector)-Gray-repl. by<br>48-16070           |            | Refer to 6A 17808   |            |
| 51A 16346-G | Anti-squeak (front fender to cowl)-Gray-repl. by<br>48-16070           |            | Refer to 6A 16010 Front Fender  |            |
| 51A 16349-A | Boot (rear fender front facing)-RH                                     | 1          | Pass except Sedan Delivery & Station Wagon                                  | 42-48      |
| 51A 16349-B | Boot (rear fender front facing)-RH                                     | 1          | Station Wagon   | 42-48      |
| 51A 16350-A | Boot (rear fender front facing)-LH                                     | 1          | Pass except Sedan Delivery & Station<br>Wagon                               | 42-48      |
| 51A 16350-B | Boot (rear fender front facing)-LH                                     | 1          | Station Wagon   | 42-48      |
|             | 355808-AS7 Locknut (rear fender front<br>facing boot to fdr.)-No.10-24 | 8          | Pass  | 42-48      |
|             | 44713-S8 Washer-No.10  |            |   |            |
| +B 16354    | Apron assy (rear)-RH-LHD   | 1          | Pass  | 32         |
| +48 16360   | Reinforcement (rear fender to rear lamp bracket)-RH                    | 1          | Pass-DeLuxe except Sedan Delivery &<br>Station Wagon                        | 35         |
| 68 16360    | Reinforcement (rear fender to rear lamp bracket)-RH                    | 1          | Pass except Sedan Delivery & Station Wagon                                  | 36         |
| 78 16360    | Reinforcement (rear fender to rear lamp bracket)                       | 1          | Pass-DeLuxe except Sedan Delivery &<br>Station Wagon                        | 37         |
| 01A 16360   | Reinforcement (rear fender lamp)-RH                                    | 1          | Pass  | 40         |
| 11A 16360   | Reinforcement (rear fender lamp)-LHD                                   | 2          | Pass except Station Wagon   | 41         |
| 21A 16360   | Reinforcement (rear fender lamp hole)-RH                               | 1          | Pass except Sedan Delivery & Station Wagon                                  | 42-48      |
| +48 16361   | Reinforcement (rear fender to rear lamp bracket)-LH                    | 1          | Pass except Sedan Delivery & Station Wagon                                  | 35         |
| 68 16361    | Reinforcement (rear fender to rear lamp bracket)-LH                    | 1          | Pass except Sedan Delivery, Station Wagon<br>& Convertible Sedan with Trunk | 36         |
| 21A 16361   | Reinforcement (rear fender lamp hole)-LH                               | 1          | Pass except Sedan Delivery & Station Wagon                                  | 42-48      |
| +77 16362   | Filler (rear fender brake cable)-RH                                    | 1          | Comm with Platform, Panel & Pickup Body                                     | 37-38      |
| +77 16363   | Filler (rear fender brake cable)-LH                                    | 1          | Comm with Platform, Panel & Pickup Body                                     | 37-38      |
| 11A 16370-C | Lid (fuel tank filler)-in fender-with 11A-16377-C<br>spring            | 1          | Pass except Sedan Delivery & Station<br>Wagon                               | 41-48      |
| 11A 16370-D | Lid (fuel tank filler)-in fender                                       | 1          | (Station Wagon 1941-48)(Sportsman Coupe<br>1946-48)                         | 41-48      |
|             | 32924-S7 Screw (rear fender fuel tank<br>lid)-No.10-1/2"               | 2          | Pass  | 41-48      |
|             | 355865-S7 Speed nut-No.10  |            |   |            |
| +11A 16376  | Pin (rear fender gas tank filler neck lid hinge)                       | 1          | Pass except Sedan Delivery  | 41-48      |
| 11A 16377-A | Spring (fuel tank filler lid hinge)-steel band type                    | 2          | Pass  | 41         |
| 11A 16377-C | Spring (fuel tank filler lid hinge)-spring wire type                   | 1          | Pass except Sedan Delivery  | 41-48      |
| 11A 16378-A | Bumper (tank filler lid to fender)                                     | 2          | Pass except Sedan Delivery  | 41-48      |
|             | 351253-S2 Washer (fuel tank filler lid<br>to rear fender)              | 4          | Pass except Sedan Delivery  | 41-48      |
|             | 81W-810448 Strip(rear fdr.brkt.weather)-inner                          | 1          | Pass except Sedan Delivery & Station Wagon                                  | 41-48      |
|             | 81W-810448 Strip(rear fdr.brkt.weather)-outer                          | 1          | Pass except Sedan Delivery & Station Wagon                                  | 41-48      |
| B 16379     | Anti-rattler (rear fender to body)                                     | 4          | Pass  | 32         |
| 51A 16380-A | Anti-squeak (rear wheel splash guard)-41" long                         | As<br>Reqd | Pass-Super Deluxe   | 46-48      |
| B 16386     | Grommet (rear lamp wire)   | 2          | Pass,Comm (Refer to B 14405)  | 32         |
| B 16386     | Grommet (horn wire)  | 1          | Pass,Comm (Refer to B 14567-C)  | 32-33      |
| +40 16388   | Grommet (rear apron fuel tank filler opening)                          |            | Refer to 77 9084-B  |            |
| +AA 16403   | Fender (rear)  | 2          | (131 1/2" Truck with Express Body 1931-<br>32)(AA199A & BB199A 1931-32)     | 31-32      |
| 81T 16412   | Guard (rear wheel splash)-RH   | 1          | Trucks with Platform & Rack Body  | 38-47      |
| 01C 16412   | Guard (rear wheel splash)  | 2          | Comm with Platform & Rack Body  | 40-41      |
| 21C 16412-A | Guard (rear wheel splash)-RH   | 1          | Comm with Platform & Rack Body  | 42-47      |

+ No Longer Supplied



CHASSIS PARTS CATALOGUE

| PART NUMBER | PART NAME   | NO. REQ'D | MODEL   | YEAR 19__ |
|-------------|---|-----------|---|-----------|
| 21C 16412-B | Guard (rear wheel splash)-RH                                      | 1         | Comm with Platform & Rack Body  | 42-47     |
| †BB 16413   | Fender (rear)-RH-with single wheels                               | 1         | Trucks with Express Body  | 32-34     |
| 81T 16413   | Guard (rear wheel splash)-LH                                      | 1         | Trucks with Platform & Rack Body  | 38-47     |
| 21C 16413-A | Guard (rear wheel splash)-LH                                      | 1         | Comm with Platform & Rack Body  | 42-47     |
| 21C 16413-B | Guard (rear wheel splash)-LH                                      | 1         | Comm with Platform & Rack Body  | 42-47     |
|             | 24324-S7 Bolt (rear wheel splash guard to body side sill)-1/4"-20 | 4         | Trucks with Platform & Rack Body  | 38-47     |
|             | 33795-S7 Nut (rear wheel splash guard to body side sill)          | 4         | Trucks with Platform & Rack Body  | 38-47     |
|             | 34805-S8 Lockwasher (rear wheel splash guard to body side sill)   | 4         | Trucks with Platform & Rack Body  | 38-47     |
|             | 44719-S8 Washer (rear wheel splash guard to body side sill)       | 4         | Trucks with Platform & Rack Body  | 38-47     |
| †BB 16414   | Fender (rear)-LH-with single wheels                               | 1         | Trucks with Express Body  | 32-34     |
| 51A 16421   | Guard assy (rear wheel)   | 1         | Sportsman Coupe   | 46-48     |
| †AA 16438-B | Fender (rear)-RH-with long running boards-except with dual wheels | 1         | (131 1/2" Truck with Panel Body 1930-31) (AA229A 1931)(157" Truck with Panel Body 1931) | 30-31     |
| †BB 16438   | Fender (rear)-RH-with single wheels                               | 1         | Trucks with Panel Body  | 32-34     |
| †51 16438-B | Fender (rear)-RH-with single wheels                               | 1         | 131 1/2" Trucks with Panel Body   | 35-37     |
| †AA 16439-B | Fender (rear)-LH-with long running boards-except with dual wheels | 1         | (131 1/2" Truck with Panel Body 1930-31) (AA229A 1931)(157" Truck with Panel Body 1931) | 30-31     |
| 51 16439-B  | Fender (rear)-LH-with single wheels                               | 1         | Trucks with Panel Body  | 35-37     |
| AA 16445-B  | Bracket (rear fender)   | 2         | Trucks with Panel, Platform, & Express Body   | 28-30     |
| AA 16445-B  | Bracket (rear fender)   | 2         | AA85B, AA229A, AA290A   | 30-31     |
| 51 16446    | Brace (rear fender)-dual wheels                                   | 2         | Trucks except 122" with Express Body  | 35-47     |
|             | 23379-S7 Bolt (rear fender brace to rear fender)-5/16"-24 x 3/4"  | 4         | Trucks  | 35-37     |
|             | 33798-S8 Nut (rear fender brace to rear fender)-5/16"-24          | 4         | Trucks  | 35-37     |
|             | 34846-S2 Lockwasher (rear fender brace to rear fender)-5/16"      | 4         | Trucks  | 35-37     |

† No Longer Supplied

Rear Fender Bolts, Nuts & Washers

| PART NUMBER | PART NAME                       | PART NUMBER | PART NAME   |
|-------------|---------------------------------|-------------|---|
| 24344-S7    | 1/4"-20 x 3/4" Hex head bolt    | 44719-S8    | 1/4" Washer   |
| 20384-S2    | 1/4"-20 x 1" Hex head bolt      | 44722-S8    | 5/16" Washer  |
| 24346-S7    | 5/16"-18 x 3/4" Hex head bolt   | 351353-S2   | 5/16" Washer  |
| 20311-S8    | 5/16"-24 x 1/2" Hex head bolt   | 351370-S2   | 5/16" Washer  |
| 24367-S8    | 5/16"-24 x 7/8" Hex head bolt   |             |   |
| 24387-S7    | 5/16"-24 x 1" Hex head bolt     | 34802-S7    | No. 8 Lockwasher                                      |
| 24427-S7    | 5/16"-24 x 1 1/4" Hex head bolt | 34805-S8    | 1/4" Lockwasher                                       |
| 21492-S2    | 5/16"-24 x 1 7/8" Hex head bolt | 34846-S2    | 5/16" (3/32" x 11/32") Lockwasher                     |
| 21612-S     | 5/16"-24 x 4-3/4" Hex head bolt |             |   |
| 23356-S7    | 1/4"-20 x 9/16" Carriage bolt   | 33795-S7    | 1/4"-20 Hex nut                                       |
| 23391-S2    | 1/4"-20 x 7/8" Carriage bolt    | 33796-S7    | 1/4"-28 Hex nut                                       |
| 23366-S4    | 1/4"-28 x 5/8" Carriage bolt    | 33797-S7    | 5/16"-18 Hex nut                                      |
| 23408-S2    | 5/16"-18 x 1" Carriage bolt     | 33798-S8    | 5/16"-20 Hex nut                                      |
| 23394-S2    | 5/16"-24 x 7/8" Carriage bolt   |             |   |
| 350476-S7   | 5/16"-24 x 7/8" Carriage bolt   | 34393-S7    | 5/16"-24 Standard locknut-light thick                 |
|             |                                 | 353236-AS7  | Snap on plate & nut assy-rear fender to quarter panel |



## CHASSIS PARTS CATALOGUE

| PART NUMBER          | PART NAME  | NO. REQ'D | MODEL  | YEAR<br>19__ |
|----------------------|--|-----------|--|--------------|
| <b>Running Board</b> |  |           |  |              |
| B 16450              | Board assy (running)-RH                          | 1         | Pass   | 32           |
| †40 16450-B          | Board assy (running)-RH                          | 1         | Pass   | 33-34        |
| †46 16450            | Board assy (running)-RH                          | 1         | Comm   | 33-34        |
| 48 16450             | Board assy (running)-RH                          | 1         | Pass   | 35-36        |
| 50 16450             | Board assy (running)-RH-with well                | 1         | Comm except with Platform & Rack Body  | 35-37        |
| †77 16450            | Board assy (running)-RH                          | 1         | Comm with Platform & Rack Body   | 37           |
| 78 16450             | Board assy (running)-RH                          | 1         | Pass (except 1939 DeLuxe)  | 37-39        |
| 81C 16450-A          | Board assy (running)-RH                          | 1         | Comm except with Platform & Rack Body  | 38-39        |
| †81C 16450-B         | Board assy (running)-RH                          | 1         | Comm with Platform & Rack Body   | 38-39        |
| 81T 16450-A          | Board assy (running)-RH-32 5/8" long             | 1         | Trucks except COE, Panels & Express Body   | 38-41        |
| 81W 16450            | Board assy (running)-RH                          | 1         | COE  | 38-47        |
| 81Y 16450            | Board assy (running)-RH-62.22" long              | 1         | 122" Trucks with Panel & Express Body  | 38-41        |
| 91A 16450            | Board assy (running)-RH                          | 1         | (Pass-DeLuxe 1939) (Pass 1940) (Sedan Delivery 1941)   | 39-41        |
| 01C 16450-A          | Board assy (running)-RH                          | 1         | Comm except with Platform & Rack Body  | 40-41        |
| †01C 16450-C         | Board assy (running)-RH                          | 1         | Comm with Platform & Rack Body   | 40-41        |
| 11A 16450            | Board assy (running)-RH                          | 1         | Pass   | 41           |
| 11D 16450            | Board assy (running)-RH                          | 1         | 122"-3/4 Ton Truck with Panel Body   | 41           |
| 21A 16450-A          | Board assy (running)-RH-steel                    | 1         | Pass   | 42-48        |
| 21C 16450-A          | Board assy (running)-RH                          | 1         | (Comm except with & Rack, Panel & Pickup Body)(122" Trucks except with Panel & Express Body)(134", 158", 194" Trucks except COE) | 42-47        |
| 21C 16450-B          | Board assy (running)-RH                          | 1         | Comm with Pickup, Platform & Rack & Panel Body   | 42-47        |
| 21D 16450            | Board assy (running)-RH                          | 1         | 122"-3/4 Ton Truck with Panel Body   | 42-47        |
| 21T 16450            | Board assy (running)-RH-84.67" long              | 1         | Trucks except 122" & COE   | 42-47        |
| 21Y 16450            | Board assy (running)-RH                          | 1         | 122" Trucks with Panel & Express Body  | 42-47        |
| †A 16451-B           | Board & shield assy (running)-LH                 | 1         | Pass, Comm   | 30           |
| †A 16451-C           | Board assy (running)-LH                          | 1         | Pass, Comm   | 30-31        |
| †B 16451             | Board assy (running)-LH                          | 1         | Pass, Comm   | 32           |
| †40 16451-B          | Board assy (running)-LH                          | 1         | Comm   | 33-34        |
| †46 16451            | Board assy (running)-LH                          | 1         | Comm   | 33-34        |
| 48 16451             | Board assy (running)-LH                          | 1         | Pass   | 35-36        |
| 50 16451-A           | Board assy (running)-LH-without well             | 1         | Comm except with Platform & Rack Body  | 35-37        |
| †50 16451-B          | Board assy (running)-LH-with well                | 1         | Comm except with Panel, Platform & Rack Body   | 35-37        |
| †77 16451            | Board assy (running)-LH                          | 1         | Comm with Platform & Rack Body   | 37           |
| 78 16451             | Board assy (running)-LH                          | 1         | Pass (except DeLuxe 1939)  | 37-39        |
| 81C 16451-A          | Board assy (running)-LH                          | 1         | Comm except with Platform & Rack Body  | 38-39        |
| †81C 16451-B         | Board assy (running)-LH                          | 1         | Comm with Platform & Rack Body   | 38-39        |
|                      | M-17772-D Anti-squeak (running board to frame)   | As Req'd  | Comm   | 35-39        |
| 81T 16451-A          | Board assy (running)-LH-32 5/8" long             | 1         | Trucks (except COE, Panel & Express Body)  | 38-41        |
| 81T 16451-B          | Board assy (running)-LH-74.18" long (outer edge) | 1         | 134"-158" Trucks with Panel Body   | 38-41        |
| 81W 16451            | Board assy (running)-LH                          | 1         | COE  | 38-47        |
| 81Y 16451            | Board assy (running)-LH-62.22" long              | 1         | 122" Trucks with Express & Panel Body  | 38-41        |
| 91A 16451            | Board assy (running)-LH                          | 1         | (Pass-DeLuxe 1939) (Pass 1940) (Sedan Delivery 1941)   | 39-41        |
| 01C 16451-A          | Board assy (running)-LH                          | 1         | Comm except with Platform & Rack Body  | 40-41        |
| †01C 16451-C         | Board assy (running)-LH                          | 1         | Comm with Platform & Rack Body   | 40-41        |
| †01Y 16451           | Board assy (running)-LH                          | 1         | 122" Trucks with Panel Body  | 40-41        |
| 11A 16451            | Board assy (running)-LH                          | 1         | Pass   | 41           |

† No Longer Supplied



CHASSIS PARTS CATALOGUE

| PART NUMBER | PART NAME   | NO. REQ'D | MODEL   | YEAR 19__ |
|-------------|---|-----------|---|-----------|
| 21A 16451-A | Board assy (running)-LH-steel   | 1         | Pass  | 42-48     |
|             | 11A-7000150-B Pad (running board to bracket)                                | 2         | Pass  | 42-48     |
|             | 21A-7000154-A Anti-squeak (running board to bracket)                        | 2         | Pass  | 42-48     |
|             | 24960-S7 Bolt (running board to bracket)-5/16"-24 x 2 3/8"                  | 2         | Pass  | 42-48     |
|             | 34846-S2 Lockwasher-5/16"   | 2         | Pass  | 42-48     |
|             | 356352-S7 Washer-11/32"   | 2         | Pass  | 42-48     |
|             | 24387-S7 Bolt (running board to front fender)-5/16"-24 x 1"                 | 2         | Pass  | 42-48     |
|             | 33798-S8 Nut-5/16"-24   |           |   |           |
|             | 44722-S8 Washer-5/16"   |           |   |           |
|             | 34846-S2 Lockwasher-5/16"   |           |   |           |
|             | 24387-S7 Bolt (running board to frame)-5/16"-24 x 1"                        | 8         | Pass  | 42-48     |
|             | 44722-S8 Washer-5/16"   |           |   |           |
|             | 34846-S2 Lockwasher-5/16"   |           |   |           |
| 21C 16451-A | Board assy (running)-LH-42.83" long   | 1         | (Comm except with Platform & Rack, Panel & Pickup Body)(122" Truck except with Panel & Express Body)(Trucks except COE) | 42-47     |
| 21C 16451-B | Board assy (running)-LH-67.32" long   | 1         | Comm with Panel, Platform & Rack & Pickup Body  | 42-47     |
| 21C 16451-C | Board assy (running)-LH-67.32" long   | 1         | Comm with Panel Body  | 42-47     |
| 21T 16451-A | Board assy (running)-LH-with filler neck hole-84.67" long                   | 1         | 134" Truck with Panel Body  | 42-47     |
| 21T 16451-B | Board assy (running)-LH-less filler neck hole-84.67" long                   | 1         | 134"-158"-194" Trucks except Panel Body & COE   | 42-47     |
| 21Y 16451-A | Board assy (running)-LH   | 1         | 122" Truck with Panel Body  | 42-47     |
| 21Y 16451-B | Board assy (running)-LH   | 1         | 122" Truck with Express Body  | 42-47     |
| 11A 16457-A | Bracket (frame to running board)-front                                      | 2         | Pass except Convertible Coupe   | 41        |
| 11A 16457-B | Bracket (frame to running board)  | 2         | Convertible Coupe   | 41        |
| 21A 16457-A | Bracket (frame to running board)-front                                      | 2         | Pass except Convertible Coupe   | 42-48     |
|             | 11A-7000150-B Pad (bracket to running board)                                | 2         | Pass except Convertible Coupe   | 42-48     |
|             | 21A-7000154-A Anti-squeak (bracket to running board)                        | 2         | Pass except Convertible Coupe   | 42-48     |
|             | 24960-S7 Bolt (bracket to running board)-5/16"-24 x 2 3/8"                  | 2         | Pass except Convertible Coupe   | 42-48     |
|             | 34846-S2 Lockwasher-5/16"   |           |   |           |
|             | 356352-S7 Washer-11/32"   |           |   |           |
|             | 24327-S7 Bolt (bracket to frame)-5/16"-24 x 5/8"                            | 2         | Pass except Convertible Coupe   | 42-48     |
|             | 34393-S7 Locknut-5/16"-24   |           |   |           |
| 21A 16457-D | Bracket (running board to frame)-used with aluminum board 21A-16472-3 C & E | 2         | Tudor, Sportsman, 5 Pass Coupe, Convertible Coupe, Station Wagon  | 42-48     |
| †BB 16459-B | Board assy (running)-LH-65 19/32" long-with single wheels                   | 1         | 131 1/2" Truck  | 32-34     |
| A 16462-A   | Moulding (running board)  | 2         | Pass, Comm  | 30-31     |
| 48 16462    | Moulding (running board)  | 2         | DeLuxe Touring Sedans, Convertible Sedan  | 35-36     |

† No Longer Supplied



## CHASSIS PARTS CATALOGUE

| PART NUMBER | PART NAME  | NO.<br>REQ'D | MODEL  | YEAR   |
|-------------|--|--------------|--|--------|
|             |  |              |  | 19____ |
| 78 16462    | Moulding (running board)   | 2            | Pass except Standard   | 37     |
|             | 23377-S7 Bolt (moulding to running board ends)-1/4"-28 x 3/4"              | 4            | Pass-DeLuxe  | 35-37  |
|             | 33796-S7 Nut-1/4"-28   | 4            | Pass-DeLuxe  | 35-37  |
|             | 34805-S8 Lockwasher-1/4"   | 4            | Pass-DeLuxe  | 35-37  |
|             | 351311-S7 Washer (moulding to running board ends)-9/32"                    | 4            | Pass-DeLuxe  | 35-37  |
|             | 353194-S2 Retainer (running board moulding to running board center)        | 8            | Touring Sedans, Convertible Sedan  | 36     |
|             | 353308-S3 Retainer (running board moulding to running board)               | 8            | Pass-DeLuxe  | 37     |
| 21C 16462   | Bracket (running board)-front  | 2            | Comm, Trucks except COE  | 42-47  |
| 21A 16466-A | Moulding (running board)-RH-beaded   | 1            | Pass (except DeLuxe 1942)  | 42-47  |
| 6A 16466    | Moulding (running board)-RH-plain  | 1            | Pass   | 47-48  |
| 21A 16467-A | Moulding (running board)-LH-beaded   | 1            | Pass (except DeLuxe 1942)  | 42-47  |
| 6A 16467    | Moulding (running board)-LH-plain  | 1            | Pass   | 47-48  |
| †A 16468    | Board assy (running)-RH  | 1            | Comm with Open & Closed Cab & Panel Body   | 30-31  |
| †AA 16468   | Board assy (running)-RH  | 1            | 157" Truck with Express Body   | 31     |
| †BB 16468-B | Board assy (running)-RH-91 3/32" long-with single wheels                   | 1            | 157" Trucks  | 32-34  |
| †51 16468-B | Board assy (running)-RH-69 43/64" long-has 6 long mouldings                | 1            | Trucks with Panel Body   | 35-37  |
| †A 16469    | Board assy (running)-LH  | 1            | Comm with Open & Closed Cab & Panel Body   | 30-31  |
| AA 16469    | Board assy (running)-LH  | 1            | 157" Truck with Express Body   | 30-31  |
| †BB 16469-B | Board assy (running)-LH-91 3/32" long-with single wheels                   | 1            | 157" Trucks  | 32-33  |
| 51 16469-B  | Board assy (running)-LH-69 43/64" long-has 6 long mouldings                | 1            | Trucks with Panel Body   | 35-37  |
| 11A 16470-B | Bracket (frame to running board)-rear                                      | 2            | Pass   | 41     |
| 21A 16470   | Bracket (frame to running board)-rear-RH                                   | 1            | Pass   | 42-48  |
| 81T 16471   | Bracket (running board)-rear   | 2or4         | (Comm 1942-47)(Trucks except COE 1938-47)  | 38-47  |
|             | 60400-S Rivet (running board bracket to chassis frame)                     | 24to<br>32   | Trucks except COE  | 38-40  |
| 81W 16471   | Support (running board)-rear   | 2            | COE  | 38-47  |
| 21A 16471   | Bracket (frame to running board)-rear-LH                                   | 1            | Pass   | 42-48  |
|             | 24349-S7 Bolt (fender bracket to frame)-3/8"-24 x 3/4"                     | 2            | Pass   | 42-48  |
|             | 34370-S8 Locknut-3/8"-24   |              |  |        |
| 21A 16472-C | Board assy (running)-RH-aluminum   | 1            | Tudor, Sportsman, Sedan Coupe, Convertible Coupe   | 42-48  |
| 21A 16472-D | Board assy (running)-RH-aluminum   | 1            | Fordor, 5 window Coupe, Sedan Delivery   | 42-48  |
| 21A 16472-E | Board assy (running)-RH-aluminum-repl. by 21A 16450-A                      | 1            | Station Wagon  | 42-48  |
| 21A 16473-C | Board assy (running)-LH-aluminum   | 1            | Tudor, Sportsman, Sedan Coupe, Convertible Coupe   | 42-48  |
| 21A 16473-D | Board assy (running)-LH-aluminum   | 1            | Fordor, 5 window Coupe, Sedan Delivery   | 42-48  |
| 21A 16473-E | Board assy (running)-LH-aluminum-repl. by 21A 16451-A                      | 1            | Station Wagon  | 42-48  |
| 817T 16476  | Extension (running board)-RH-used with 81T-16450-B                         | 1            | (157" Truck 1939)(158" Truck 1940-41)  | 39-41  |
| 218T 16476  | Extension (running board)-RH   | 1            | 158" Truck with long Running Board   | 42-47  |
| 817T 16477  | Extension (running board)-LH-used with 81T-16451-B                         | 1            | (157" Truck 1939)(158" Truck 1940-41)  | 39-41  |
| 218T 16477  | Extension (running board)-LH   | 1            | 158" Trucks with long Running Board  | 42-47  |
| 51 16478-B  | Extension (running board)-RH-sidewise-use with 51-16468-B with dual wheels | 1            | Trucks with Panel Body   | 35-37  |
| 81T 16478   | Extension (running board)-RH-for use with dual wheel fender                | 1            | (134" Trucks 1938-41)(134" Trucks with Dump Chassis 1939-40)(157" Trucks 1938-39)(158" Trucks 1940-41) | 38-41  |
| 21T 16478   | Extension (running board)-RH-used with dual wheel fender                   | 1            | Trucks except 122" & COE   | 42-47  |

† No Longer Supplied



CHASSIS PARTS CATALOGUE

| PART NUMBER | PART NAME   | NO. REQ'D | MODEL  | YEAR  |
|-------------|---|-----------|--|-------|
| 51 16479-B  | Extension (running board)-LH-sidewise-use with 51-16469-B with dual wheels            | 1         | Trucks with Panel Body   | 35-37 |
|             | 23366-S4 Bolt (extension to running board)-1/4"-28 x 5/8"                             | 6         | Trucks   | 35-37 |
|             | 33796-S2 Nut-1/4"-28  |           |  |       |
|             | 34805-S8 Lockwasher-1/4"  |           |  |       |
|             | †33176-S2 Screw (running board extension to running board-dual wheels)-No.8-18 x 3/8" | 2         | Trucks   | 35-37 |
| 81T 16479   | Extension (running board)-LH-for use with dual wheel fender                           | 1         | (134" Trucks 1938-41)(134" Trucks with Dump Chassis 1939-40)(157" Trucks 1938-39)(158" Trucks 1940-41)                                 | 38-41 |
| 21T 16479   | Extension (running board)-LH-used with dual wheel fender                              | 1         | Trucks except 122" & COE   | 42-47 |
| †51 16480-B | Board assy (running)-RH   | 1         | 157" Trucks  | 35-37 |
| †51 16481-B | Board assy (running)-LH   | 1         | 157" Trucks  | 35-37 |
| 81W 16486   | Support (running board)-front   | 2         | COE  | 38-47 |
| B 16489     | Brace (running board)-rear  | 2         | Victoria & Convertible Sedan   | 32    |
| 11A 16489   | Bracket (running board)-front-use with 11A-5122-B & 11A-5123-B                        | 2         | Convertible Coupe, Sportsman Coupe   | 41-47 |
| 21C 16492   | Filler (running board to front fender)-RH-with long running board                     | 1         | Comm, Trucks except COE  | 42-47 |
| 21C 16493   | Filler (running board to front fender)-LH-with long running board                     | 1         | Comm, Trucks except COE  | 42-47 |
| 21A 16494-B | Bracket (running board)   | 2         | Station Wagon  | 42-47 |
| †AA 16500   | Board assy (running)-RH   | 1         | Trucks with Panel & Express Body   | 31    |
| †AA 16501   | Board assy (running)-LH   | 1         | Trucks with Panel & Express Body   | 31    |
| †BB 16501-B | Board assy (running)-LH-with dual wheels  | 1         | 157" Trucks  | 32-34 |
| †BB 16505-B | Board assy (running)-LH   | 1         | BB-330   | 32-34 |
| †BB 16508-B | Board assy (running)-RH-with dual wheels  | 1         | 131 1/2" Trucks  | 32-34 |
| †BB 16509-B | Board assy (running)-LH-with dual wheels  | 1         | 131 1/2" Trucks  | 32-34 |
| †BB 16512-B | Board assy (running)-RH-34 5/16" long-short bracket in center                         | 1         | 157" Trucks  | 32-34 |
| 51 16512    | Board assy (running)-RH-29 21/32" long  | 1         | Trucks except with Panel Body  | 35-37 |
| †BB 16513-B | Board assy (running)-LH-34 5/16" long-short bracket in center                         | 1         | 157" Trucks  | 32-34 |
| 51 16513    | Board assy (running)-LH-29 21/32" long  | 1         | Trucks except with Panel Body  | 35-37 |
| †BB 16514-B | Board assy (running)-RH-34 5/16" long-short bracket at rear                           | 1         | 131 1/2" Trucks  | 32-34 |
| 11A 16520   | Spacer (frame to running board bracket)-front   | 2         | Convertible Coupe  | 41    |
| 11A 16521   | Spacer (frame to running board bracket)-rear  | 2         | Convertible Coupe  | 41    |
| 99A 16522   | Spacer (running board to bracket)   | 2         | Station Wagon  | 40    |
| 11A 16522-A | Spacer (frame to running board bracket)   | 2         | Station Wagon  | 41    |
| 11A 16522-B | Spacer (frame to running board bracket)   | 2         | Convertible Coupe  | 41    |
| †B 16527    | Shield assy (front splash)  | 1         | Pass, Comm   | 32    |
|             | 27083-S2 Bolt (front splash)-1/4"-28 x 1/2"   | 4         | Pass, Comm   | 32    |
|             | 34805-S8 Lockwasher (front splash)-1/4"   | 4         | Pass, Comm   | 32    |
| †BB 16527   | Shield assy (front splash)  | 1         | Trucks   | 32-34 |
| †A 16532    | Shield assy (running board)-RH  | 1         | (Pass, Comm except with Open & Closed Cab, Panel, Station Wagon, & DeLuxe Delivery Body 1930-31)(Comm with Special Delivery Body 1931) | 30-31 |

† No Longer Supplied





## CHASSIS PARTS CATALOGUE

| PART NUMBER | PART NAME  | NO. REQ'D  | MODEL   | YEAR 19__ |
|-------------|--|------------|---|-----------|
| †A 16533    | Shield (running board)-LH  | 1          | (Pass,Comm except with Open & Closed Cab, Panel, Station Wagon & DeLuxe Delivery & Special Delivery Body) | 30        |
|             | 20337-S2 Bolt (running board shield to frame)-5/16"-24 x 11/16"                  | 14or<br>20 | Trucks  | 35-36     |
|             | 33798-S8 Nut-5/16"-24  |            |   |           |
|             | 34846-S2 Lockwasher-5/16"  |            |   |           |
|             | 44722-S8 Washer-5/16"  |            |   |           |
| †AA 16534   | Shield (running board)-RH  | 1          | AA-85B,195A,229A,270A,275A,280A,285A,290A,300A  | 30-31     |
| †A 16538-B  | Shield (running board)-RH-with hole for side wheel carrier                       | 1          | Pass,Comm   | 30-31     |
|             | M-17778-S Anti-squeak(running board to shield to frame)-frt.-25 ft.in carton     | As<br>Reqd | Pass,Comm   | 28-30     |
| †46 16540   | Anti-squeak (front fender to frame)-top  | 2          | Comm,Trucks   | 33-34     |
|             | 48-16070-S Anti-squeak (running board to frame)                                  | As<br>Reqd | (Comm 1933-34)(Pass 1935-36)  | 33-36     |
| †A 16541-A  | Anti-squeak (running board shield to frame)-rear                                 | 2          | Pass,Comm   | 28-31     |
| †BB 16544   | Shield (rear spring)-RH  | 1          | (Trucks with Panel Body 1932-34)(Trucks with Express Body 1932)(AA229A 1931)                              | 31-34     |
| †51 16544   | Extension (running board shield)-RH-with long running board                      | 1          | 157" Trucks   | 35        |
| †BB 16545   | Shield (rear spring)-LH  | 1          | (Trucks with Panel Body 1932-34)(Trucks with Express Body 1932)(AA229A 1931)                              | 31-34     |
|             | 44720-S8 Washer (rear fender to spring shield)-1/4"                              | 8          | Trucks  | 32-34     |
| †51 16545   | Extension (running board shield)-LH-with long running board                      | 1          | 157" Trucks   | 35        |
|             | †23368-S4 Bolt (running board shield to running board extension)-5/16"-24 x 5/8" | 6          | 157" Trucks   | 35        |
|             | 33798-S8 Nut-5/16"-24  |            |   |           |
|             | 44722-S8 Washer-5/16"  |            |   |           |
|             | 34846-S2 Lockwasher-5/16"  |            |   |           |
| †BB 16548   | Reinforcement (running board to frame bracket)-use with BB-16512-B & BB-16513-B  | 2          | 157" Truck  | 32-34     |

† No Longer Supplied

## Running Board Bolts, Nuts and Washers

| PART NUMBER | PART NAME                       | PART NUMBER | PART NAME                             |
|-------------|---------------------------------|-------------|---------------------------------------|
| 24308-S7    | 1/4"-20 x 1/2" Hex head bolt    | 34805-S8    | 1/4" (1/16" x 35/64") Lockwasher      |
| 20345-S2    | 1/4"-28 x 3/4" Hex head bolt    | 34846-S2    | 5/16" Lockwasher                      |
| 24327-S7    | 5/16"-24 x 5/8" Hex head bolt   | 34847-S8    | 3/8" Lockwasher                       |
| 24367-S7    | 5/16"-24 x 7/8" Hex head bolt   |             |                                       |
| 24387-S7    | 5/16"-24 x 1" Hex head bolt     | 33795-S7    | 1/4"-20 (3/16" x 1/2") Hex nut        |
| 21492-S2    | 5/16"-24 x 1 7/8" Hex head bolt | 33796-S7    | 1/4"-28 Hex nut                       |
| 24349-S7    | 3/8"-24 x 3/4" Hex head bolt    | 33797-S16   | 5/16"-18 Hex nut                      |
| 24369-S8    | 3/8"-24 x 7/8" Hex head bolt    | 33798-S8    | 5/16"-24 (17/64" x 1/2") Hex nut      |
| 24389-S8    | 3/8"-24 x 1" Hex head bolt      | 33800-S8    | 3/8"-24 Hex nut                       |
| 23367-S7    | 5/16"-18 x 5/8" Carriage bolt   |             |                                       |
| 23408-S2    | 5/16"-18 x 1" Carriage bolt     | 34393-S7    | 5/16"-24 Standard locknut-light thick |
| 350476-S7   | 5/16"-24 x 3/4" Carriage bolt   | 34370-S8    | 3/8"-24 Standard locknut-light        |
| 23394-S2    | 5/16"-24 x 7/8" Carriage bolt   |             |                                       |
| 23409-S7    | 5/16"-24 x 1" Carriage bolt     |             |                                       |
| 23411-S2    | 3/8"-24 x 1" Carriage bolt      |             |                                       |



CHASSIS PARTS CATALOGUE

| PART NUMBER   | PART NAME   | NO. REQ'D | MODEL                              | YEAR<br>19__ |
|---------------|---|-----------|------------------------------------|--------------|
| <b>Shield</b> |   |           |                                    |              |
| †40 16550     | Shield (radiator lower tank splash)   | 1         | Pass                               | 33-34        |
| †46 16550     | Shield (radiator lower tank splash)   | 1         | Comm, Trucks                       | 33-34        |
| 78 16550      | Shield (radiator shell to cross member)   | 1         | Pass                               | 37           |
| 81A 16550     | Shield (radiator shell to cross member)   | 1         | Pass except 1939 DeLuxe            | 38-39        |
| 11T 16550     | Shield (radiator to cross member)   | 1         | Trucks except COE (8 cyl)          | 40-41        |
|               | 11T-16863 Brace (radiator to cross member)  | 1         | Trucks except COE                  | 40-41        |
| 1GT 16550     | Shield (radiator to cross member)   | 1         | Truck (6 cyl)                      | 41           |
| 21A 16550-A   | Shield (radiator core to front cross member)  | 1         | Pass                               | 42           |
| 2GA 16550     | Shield (radiator to cross member)   | 1         | Pass (6 cyl)                       | 42           |
| 48 16552      | Anti-squeak (radiator to cross member shield to frame front cross member gusset)            | 2         | Pass                               | 35           |
| 51A 16552-A   | Weatherstrip (radiator to front cross member shield)  | 1         | Pass                               | 46-48        |
| 68 16554      | Shield assy (radiator shell to cross member)  | 1         | Pass                               | 36           |
| †77 16554     | Shield assy (radiator shell to cross member)  | 1         | Comm                               | 36-37        |
| 79 16554      | Shield assy (radiator grill to cross member)  | 1         | Trucks                             | 35-37        |
| 81C 16554     | Shield (radiator shell to cross member)   | 1         | Comm                               | 38-39        |
| 81T 16554     | Shield (radiator to cross member)   | 1         | Trucks except COE                  | 38-39        |
| 51A 16554     | Shield (radiator to front cross member)   | 1         | Pass (8 cyl)                       | 46-48        |
| 5GA 16554     | Shield (radiator to front cross member)   | 1         | Pass (6 cyl)                       | 46-48        |
|               | 24327-S7 Bolt (radiator shield to frame)-5/16"-24 x 5/8"                                    | 2         | Pass                               | 46-48        |
|               | 34393-S7 Locknut (radiator shield to frame)-5/16"-24  | 2         | Pass                               | 46-48        |
| †67 16556     | Bracket (radiator grille to cross member shield)  | 2         | Comm                               | 36-37        |
|               | 24324-S7 Bolt (frame to radiator to cross member)-1/4"-20 x 5/8"                            | 2         | (Pass & Trucks 1935)(Comm 1935-36) | 35-36        |
|               | 44719-S8 Washer (radiator cross member shield to frame)-1/4"                                | 2         | (Trucks 1935)(Pass & Comm 1935-36) | 35-36        |
|               | 34805-S8 Lockwasher (radiator cross member shield to frame)-1/4"                            | 2         | (Pass 1935-36)(Comm 1935)          | 35-36        |
|               | 33795-S7 Nut (radiator to cross member shield to frame)-1/4"-20                             | 2         | Pass, Comm, Trucks                 | 35-36        |
|               | 44720-S8 Washer (radiator to cross member shield to frame)-1/4"                             | 2         | Pass                               | 36           |
|               | 24324-S7 Bolt (radiator to cross member shield bracket to shield)-1/4"-20 x 5/8"            | 2         | Comm                               | 36           |
| 51 16575      | Bracket (running board)   | 4to8      | Trucks                             | 35-37        |
|               | 60400-S Rivet (running board bracket to chassis frame)                                      | 16to32    | Trucks                             | 37           |
| BB 16590      | Spacer (running board to frame)-use when adapting 1933 design running boards to 1932 trucks | 2         | Trucks                             | 32           |
|               | M-17772-D Anti-squeak (running board shield)  | As Req'd  | Trucks                             | 30-31        |
|               | 35510-S7 Screw (running board to frame)-No.10-32 x 5/8"                                     | 4         | Trucks                             | 32           |
|               | 34126-S Nut (running board to frame)-No.8-32  | 4         | Trucks                             | 32           |

† No Longer Supplied



## CHASSIS PARTS CATALOGUE

| PART NUMBER | PART NAME  | NO. REQ'D | MODEL   | YEAR 19__ |
|-------------|--|-----------|---|-----------|
| <b>Hood</b> |  |           |   |           |
| 01A 16604-B | Emblem (hood)-RH-"V"   | 1         | Pass-Std, Comm  | 40        |
| 81A 16605   | Emblem (hood)-RH-"V-8"   | 1         | (Pass-DeLuxe 1938)(Station Wagon 1938)<br>(Pass-Std 1939) | 38-39     |
| 01A 16605-B | Emblem (hood)-LH-"8"   | 1         | Pass-Std, Comm  | 40        |
| 51A 16605   | Emblem (hood side & luggage compartment door)-<br>"Sportsman"                                      | 3         | Sportsman Coupe   | 46-48     |
|             | 350786-AS7 Speed nut (emblem to hood side)<br>-.12"  | 4         | Sportsman Coupe   | 46-48     |
|             | 350785-AS Speed nut (emblem to luggage<br>compartment door)-.10"                                   | 2         | Sportsman Coupe   | 46-48     |
| †46 16606   | Emblem (hood side)   | 2         | Comm, Trucks  | 34        |
| 50 16606    | Emblem (hood side)   | 2         | Comm, Trucks  | 35-36     |
| †73 16606   | Emblem (hood side)   | 2         | Comm, Trucks-60 HP  | 37        |
| †77 16606   | Emblem (hood side)   | 2         | Comm, Trucks-85 HP  | 37        |
| †81A 16606  | Emblem (hood side)-IH-"V-8"  | 1         | (Pass-DeLuxe 1938)(Station Wagon 1938)<br>(Pass-Std 1939) | 38-39     |
| 81C 16606   | Emblem (side name)   | 2         | Comm, Trucks-85 HP  | 38-39     |
| †82C 16606  | Emblem (side name)   | 2         | Comm, 122" Truck-60 HP                                    | 38-39     |
| 91A 16606   | Emblem (deck panel)-"Ford"   | 1         | Pass except Sedan Delivery & Station<br>Wagon             | 39        |
| 91A 16606   | Emblem (side panel)-"Ford"   | 2         | Pass-Std, Comm  | 39-40     |
| 91A 16606   | Emblem (side panel)-RH-"Ford"  | 1         | Pass-DeLuxe   | 39        |
|             | 91A-8219 Retainer (emblem base plate to<br>hood)   | 4         | Pass-DeLuxe   | 39        |
|             | 24704-S2 Screw (emblem to hood)-No.12-<br>24 x 1 1/8"  | 1         | Pass-DeLuxe   | 39        |
|             | 26563-S2 Screw (emblem to hood)-1/4" -<br>20 x 1 1/4"  | 1         | Pass-DeLuxe   | 39        |
| 91A 16606   | Emblem (instrument panel)-"Ford"   | 1         | Comm, Trucks  | 40        |
| 99C 16606   | Emblem (side)-"Ford"   | 1         | Comm, Trucks-95 HP  | 39        |
| 01A 16606-C | Emblem (hood)-"Ford"   | 2         | Pass-DeLuxe   | 40        |
|             | 26563-S2 Screw (emblem to hood)-1/4" -<br>20 x 1 1/4"  | 2         | Pass-DeLuxe   | 39-40     |
|             | 27081-S7 Screw (emblem base plate to<br>hood)-No.10-32 x 1/2"                                      | 1 or 2    | Pass, Comm, Trucks (except 1939 Pass-DeLuxe<br>& COE)     | 38-39     |
| 01W 16606   | Emblem (hood side)-"Ford"  | 2         | COE   | 40        |
|             | 350787-AS Nut (hood side emblem)-.156"<br>3/8" x 9/16"   | 4         | COE   | 40        |
| †11A 16606  | Emblem (hood front center)-"V-8"   | 1         | Pass  | 41        |
| 11C 16606-A | Emblem (hood side)   | 2         | Sedan Delivery  | 41        |
| 11C 16606-B | Emblem (hood side)   | 2         | Comm, Trucks except Sedan Delivery                        | 41        |
| 11C 16606-B | Emblem (instrument panel)  | 1         | Comm except Sedan Delivery                                | 41        |
| 11C 16606-B | Emblem (cowl vent)   | 1         | 134" Closed Cabs  | 41-42     |
|             | 350785-AS Nut (side emblem to hood<br>side)-#10  | 4 or 8    | (Pass 1938-40)(Comm 1940-41)(Trucks<br>except COE 1940)   | 38-41     |
|             | 351281-S2A Lockwasher (hood front center<br>emblem to hood top)-rear                               | 1         | Comm, Trucks  | 41        |
| 1GA 16606   | Emblem (hood)  | 1         | Pass (6 cyl)  | 41        |
| 6HA 16606-A | Emblem (hood front)-"DeLuxe 6"   | 1         | Pass-DeLuxe (6 cyl)                                       | 47-48     |
| 6HA 16606-B | Emblem (hood front)-"Super DeLuxe 6"   | 1         | Pass-Super DeLuxe (6 cyl)                                 | 47-48     |
| 6RA 16606-A | Emblem (hood front)-"DeLuxe 8"   | 1         | Pass-DeLuxe (8 cyl)                                       | 47-48     |
| 6RA 16606-B | Emblem (hood front)-"Super DeLuxe 8"   | 1         | Pass-Super DeLuxe (8 cyl)                                 | 47-48     |
|             | †355277-S2 Screw & lockwasher assy (hood<br>front emblem to hood)-<br>1/4" -20 x 1/2" binding head | 1         | Pass  | 47-48     |

† No Longer Supplied



CHASSIS PARTS CATALOGUE

| PART NUMBER | PART NAME  | NO. REQ'D | MODEL                  | YEAR  |
|-------------|--|-----------|------------------------|-------|
| 91A 16607   | Emblem (side panel)-LH   | 1         | Pass-DeLuxe            | 39    |
| 01A 16607-C | Emblem (hood)-"DeLuxe"   | 2         | Pass-DeLuxe            | 40    |
| 11C 16607   | Emblem (hood side)   | 2         | Sedan Delivery (8 cyl) | 41    |
| 21A 16607-A | Emblem (hood)  | 1         | Pass (8 cyl)           | 42    |
|             | 350787-AS Nut (emblem to hood)-.156"<br>3/8" x 9/16"                                   | 2         | Pass (8 cyl)           | 42    |
| 2GA 16607-A | Emblem (hood)  | 1         | Pass (6 cyl)           | 42    |
| 51A 16607   | Emblem (hood front)-"8"  | 1         | Pass (8 cyl)           | 46-47 |
| 5GA 16607   | Emblem (hood front)-"6"  | 1         | Pass (6 cyl)           | 46-47 |
|             | 34052-S7 Nut (hood emblem)-No.8-32   | 1         | Pass                   | 46-47 |
|             | +34938-S7 Lockwasher-No.8  | 1         | Pass                   | 46-47 |
|             | 355241-S2 Screw & washer (hood emblem)-<br>No.12-24 x 5/16"                            | 3         | Pass                   | 46-47 |
| 6A 16607    | Ornament (hood center trim)-plastic-10 1/2" long                                       | 1         | Pass                   | 47-48 |
|             | 350836-AS7 Retainer (plastic ornament to<br>hood center ornament)-.18"-<br>3/8" x 5/8" | 2         | Pass                   | 47-48 |
|             |  | 2         | Pass                   | 47-48 |
| 46 16608    | Ornament (hood side)   | 2         | Trucks (8 cyl)         | 34    |
| 11C 16608   | Ornament (hood front)-RH   | 1         | Sedan Delivery (8 cyl) | 41    |
| 21C 16608   | Ornament (hood front center)-side-RH   | 1         | Comm,Trucks except COE | 42-47 |
|             | 34051-S7 Nut (hood side ornament &<br>name plate)-No.6-32                              | 4or6      | Comm,Trucks            | 34-36 |
|             | 351202-S7 Washer (hood side ornament)-<br>5/32"  | 4         | Trucks                 | 34    |
|             | 44707-S8 Washer(hood side ornament)-No.6   | 6         | Comm,Trucks            | 35-36 |
|             | 27081-S7 Screw (hood ornament base plate<br>to hood)-No.10-32 x 1/2"                   | 1         | Pass                   | 37    |
|             | 34052-S7 Nut (hood side ornament to<br>hood side)-No.8-32                              | 4         | Comm                   | 37    |
|             | 34803-S7 Lockwasher (hood side ornament<br>to plate)-No.10                             | 2         | Pass                   | 37    |
|             | 34822-S7 Lockwasher (hood side ornament<br>to hood side)-No.8                          | 4         | Comm                   | 37    |
|             | 34052-S7 Nut (hood side ornament to<br>hood)-No.8-32                                   | 4         | Trucks                 | 37    |
|             | 38216-S13 Bolt (hood side to radiator<br>grille bracket)-No.12-24                      | 2         | Pass                   | 37    |
|             | 34128-S7 Nut (hood side to radiator<br>grille)-No.12-24                                | 2         | Pass                   | 37    |
|             | 34804-S8 Lockwasher (hood side to<br>radiator grille)-No.12                            | 2         | Pass                   | 37    |
|             | 34804-S8 Lockwasher (hood side rear to<br>hood hinge bracket)-No.12                    | 2         | Pass                   | 37    |
|             | 38271-S2 Screw (hood side rear to hinge<br>bracket)-No.12-24 x 7/8"                    | 2         | Pass                   | 37    |
| 11C 16609   | Ornament (hood front)-LH   | 1         | Sedan Delivery (8 cyl) | 41    |
| 21C 16609   | Ornament (hood front center)-side-LH   | 1         | Comm,Trucks except COE | 42-47 |
|             | 26579-S Bolt (hood front ornament to<br>hood side)                                     | 6         | 158"-194" Trucks       | 44    |
|             | 34805-S8 Lockwasher (hood front ornament<br>to hood side bolt)                         | 6         | 158"-194" Trucks       | 44    |
| +B 16611-B  | Hood (top & side)-RH   | 1         | Pass,Comm,Trucks       | 32    |
| +40 16611-A | Hood (top & side)-RH   | 1         | Pass                   | 33    |
| 46 16611    | Hood (top & side)-RH   | 1         | Comm                   | 33-34 |
| +48 16611   | Hood (top & side)-RH   | 1         | Pass                   | 35    |
| +50 16611   | Hood (top & side)-RH   | 1         | Comm,Trucks            | 35    |
| +67 16611-A | Hood (top & side)-RH-with outer hinge on right side                                    | 1         | Comm,Trucks            | 36    |

+ No Longer Supplied



## CHASSIS PARTS CATALOGUE

| PART NUMBER  | PART NAME   | NO. REQ'D | MODEL                                | YEAR 19__ |
|--------------|---|-----------|--------------------------------------|-----------|
| †A 16612-A   | Hood (top & side)-LH  | 1         | Pass, Trucks except Fordor Sedan     | 28-29     |
| †B 16612-B   | Hood (top & side)-LH  | 1         | Pass, Comm, Trucks                   | 32        |
| †40 16612-A  | Hood (top & side)-LH  | 1         | Pass                                 | 33        |
| †40 16612-B  | Hood (top & side)-LH  | 1         | Pass                                 | 34        |
| 46 16612     | Hood (top & side)-LH  | 1         | Comm                                 | 33-34     |
| †48 16612    | Hood (top & side)-LH  |           |                                      |           |
| 50 16612     | Hood (top & side)-LH  | 1         | Comm, Trucks                         | 35        |
| 67 16612-A   | Hood (top & side)-LH-with inner hinge on left side                                | 1         | Comm, Trucks                         | 36        |
| †67 16612-B  | Hood (top & side)-LH-with outer hinge on left side                                | 1         | Comm, Trucks                         | 36        |
| 68 16612     | Hood (top & side)-LH  | 1         | Pass                                 | 36        |
| 78 16612     | Hood assy (top)   | 1         | Pass                                 | 37        |
| 91A 16612-A  | Hood assy (top)   | 1         | Pass except 1939 DeLuxe              | 38-39     |
| 91A 16612-C  | Hood assy (top)   | 1         | Pass-DeLuxe                          | 39        |
| †91C 16612   | Hood assy (top)   | 1         | Comm, Trucks except COE              | 38-39     |
| 01A 16612-A  | Hood assy (top)   | 1         | Pass-Std                             | 40        |
| 01A 16612-B  | Hood assy (top)   | 1         | Pass-DeLuxe                          | 40        |
| 01C 16612    | Hood assy (top)   | 1         | Comm                                 | 40        |
| 01T 16612    | Hood assy (top)   | 1         | Trucks except COE                    | 40        |
| 11A 16612-B  | Hood assy   | 1         | Pass                                 | 41        |
| †11C 16612-A | Hood assy   | 1         | Sedan Delivery                       | 41        |
| 11C 16612-B  | Hood assy   | 1         | Comm except with Sedan Delivery Body | 41        |
| 11T 16612    | Hood assy (top)   | 1         | Trucks except COE                    | 41        |
| 21A 16612    | Hood assy   | 1         | Pass                                 | 42        |
| 21C 16612-B  | Hood assy   | 1         | Comm, Trucks except COE              | 42-47     |
| 51A 16612-A  | Hood assy-replaced by 6A-16612  | 1         | Pass                                 | 46-47     |
| 6A 16612     | Hood assy   | 1         | Pass                                 | 46-48     |
| 21A 16613    | Panel (hood air deflector)  | 1         | Pass                                 | 42        |
| 21A 16614-A  | Sealer (hood air deflector)   | 1         | Pass                                 | 42        |
| 81A 16618-A  | Panel (hood side)-RH  | 1         | Pass-Std                             | 38        |
| 81A 16618-B  | Panel (hood side)-RH-repl. by 91A 16618 & 91A 16619                               | 1         | Pass-DeLuxe                          | 38        |
| 91A 16618    | Panel (hood side)-RH  | 1         | (Pass-DeLuxe 1938)(Pass-Std 1939)    | 38-39     |
| 91C 16618    | Panel (hood side)-RH  | 1         | Comm, Trucks except COE              | 38-39     |
| 01T 16618-B  | Panel (hood side)-RH-top flange at rear end is slotted                            | 1         | Trucks except COE                    | 40-41     |
| 78 16619     | Panel (hood side)-LH  | 1         | Pass                                 | 37        |
| 81A 16619-A  | Panel (hood side)-LH  | 1         | Pass-Std                             | 38        |
| 81A 16619-B  | Panel (hood side)-LH-repl. by 91A-16618 & 91A 16619                               | 1         | Pass-DeLuxe                          | 38        |
|              | 34805-S8 Lockwasher (hood side to radiator grille & radiator grille support)-1/4" | 4         | Pass                                 | 38        |
| 91A 16619    | Panel (hood side)-LH  | 1         | (Pass-DeLuxe 1938)(Pass-Std 1939)    | 38-39     |
| 91C 16619    | Panel (hood side)-LH  | 1         | Comm, Trucks except COE              | 38-39     |
| 01T 16619-B  | Panel (hood side)-LH-top flange at rear end is slotted                            | 1         | Trucks except COE                    | 40-41     |
| †A 16622     | Pad (hood corner)   | 2         | Pass, Comm, Trucks                   | 28-31     |
|              | 63560-S3 Rivet (pad to hood)-9/64" x 9/32"-tubular                                | As Req'd  | Pass, Comm, Trucks                   | 30-31     |
| †B 16624     | Handle (hood)   | 2         | Comm                                 | 33-34     |
| 21C 16624    | Handle (hood locking)   | 1         | Comm, Trucks except COE              | 42-47     |
| †40 16625    | Pad (hood corner)-RH  | 1         | Pass                                 | 33-34     |
| 48 16625-A   | Pad (hood corner)-rear  | 2         | Pass                                 | 35        |
| 48 16625-B   | Pad (hood corner)   | 4         | Pass                                 | 35        |
| 50 16625     | Pad (hood corner)   | 2         | Comm, Trucks                         | 35-37     |
| †68 16625    | Pad (hood corner)-rear  | 2         | Pass                                 | 36        |
| †B 16626     | Pad (hood corner)-LH  | 1         | (Pass, Comm 1932)(Trucks 1932-34)    | 32-34     |
| †40 16626    | Pad (hood corner)-LH  | 1         | Pass                                 | 33-34     |
| 81A 16626    | Catch (top latch)   | 1         | (Pass-DeLuxe 1938)(Pass-Std 1939)    | 38-39     |

† No Longer Supplied



CHASSIS PARTS CATALOGUE

| PART NUMBER | PART NAME  | NO. REQ'D | MODEL   | YEAR  |
|-------------|--|-----------|---|-------|
|             |  |           |   | 19__  |
| 40 16627    | Bracket (hood catch rod)-front   | 2         | Pass  | 33    |
|             | 60330-S Rivet-3/16" x 3/8"   | 4         | Pass  | 33    |
| 78 16627    | Catch (top latch)  | 1         | (Pass 1937)(Comm, Trucks except COE 1938-39)                            | 37-39 |
|             | 33802-S8 Nut (hood top latch catch to grille)-7/16" -20                              | 1         | Pass  | 37    |
|             | 44731-S8 Washer (hood latch catch to radiator grille)-7/16"                          | 1         | Pass  | 37    |
|             | 34828-S7 Lockwasher (hood catch to radiator grille)-7/16"                            | 1         | Pass  | 37    |
|             | 44738-S8 Washer (hood latch bolt to locking plate)-9/16"                             | 1         | Pass  | 37    |
| 81A 16627-A | Catch (top latch)  | 1         | Pass-Std  | 38    |
| 91C 16627   | Catch (top latch)  | 1         | Comm, Trucks except COE   | 39    |
| †40 16628-A | Bracket (hood catch)-RH  | 1         | Pass (4 cyl)  | 33    |
| 40 16628-B  | Bracket (hood catch)-RH  | 1         | Pass (4 cyl)  | 33    |
| 40 16628-C  | Bracket (hood catch)-on radiator shell   | 2         | Pass (8 cyl)  | 34    |
| †40 16628-D | Bracket (hood catch)-on radiator shell   | 2         | Comm (4 cyl)  | 34    |
| †48 16628   | Bracket (hood catch)-radiator shell-RH   | 1         | Pass  | 35    |
| 68 16628    | Bracket (hood catch)-front   | 2         | Pass  | 36    |
|             | 20357-S2 Bolt (hood catch bracket to front fender to shell apron)-5/16" -24 x 13/16" | 2         | Pass  | 36    |
|             | 33798-S8 Nut-5/16" -24   |           |   |       |
|             | 44722-S8 Washer-5/16"  |           |   |       |
|             | 34846-S2 Lockwasher-5/16"  |           |   |       |
|             | 63326-S3 Rivet (hood bumper to hood catch bracket)-9/64" x 3/8"                      | 4         | Pass  | 36    |
| †78 16628   | Latch (hood top)   | 1         | Pass  | 37    |
| 81A 16628   | Latch (hood top)   | 1         | Pass, Comm, Trucks (except DeLuxe 1939 & COE)                           | 38-39 |
| †40 16629-A | Bracket (hood catch)-LH  | 1         | Pass (4 cyl)  | 33    |
| †40 16629-B | Bracket (hood catch)-LH  | 1         | Pass (8 cyl)  | 33    |
| †48 16629   | Bracket (hood catch)-radiator shell-LH   | 1         | Pass  | 35    |
| 6A 16629    | Deflector assy (air)-used with fresh air hot water heater                            |           | Refer to Hot Water Heater Group   |       |
| 77 16630    | Rod (hood hinge)-side  | 1         | Comm, Trucks  | 37    |
| 77 16631    | Hinge (hood top)-inner   | 1         | Comm, Trucks  | 35-37 |
| †40 16632   | Hinge (hood top)-outer   | 1         | (Pass 1932-36)(Trucks 1932)   | 32-36 |
| 77 16632    | Hinge (hood top)-outer   | 1         | Comm, Trucks  | 35-37 |
| 78 16633    | Nut (top latch)  | 1         | Pass, Comm, Trucks (except DeLuxe 1939 & COE)                           | 37-39 |
|             | 39050-S8 Screw (latch to hood)-1/4" -20 x 1/2"                                       | 2         | Pass-DeLuxe   | 39    |
|             | 33795-S7 Nut (latch to hood)-1/4" -20  | 2         | Pass-DeLuxe   | 39    |
|             | 34805-S8 Lockwasher (latch to hood)-1/4"   | 2         | Pass-DeLuxe   | 39    |
|             | 72026-S Cotter pin (ornament to hood) 1/8" x 7/8"                                    | 1         | Pass, Comm, Trucks (except DeLuxe 1939 & COE)                           | 38-39 |
|             | 38216-S2 Bolt (hood side to hood side bracket)-rear-No.12-24 x 9/16"                 | 2         | Pass-Std  | 39    |
|             | 350254-S2 Screw (hood ornament rear to hood)-No.12-24 x 1 1/8"                       | 1         | (Pass-DeLuxe 1939)(Pass-Std 1940)(Comm 1939-41)(Trucks except COE 1940) | 39-41 |
| 48 16634    | Pad (hood corner)-front  | 1         | (Pass 1935)(Comm, Trucks 1935-37)                                       | 35-37 |
| 68 16634    | Pad (hood corner)-front  | 2         | Pass  | 36    |
|             | 63528-S Rivet (hood corner pad to hood)  | 1         | Pass, Comm  | 33-34 |
|             | 63544-S3 Rivet (hood corner pad to hood)   | 4         | (Pass 1936)(Comm 1935-37)(Trucks 1935-37)                               | 35-37 |
|             | 63326-S3 Rivet (hood corner pad to hood) -front-9/64" x 3/8"                         | 2         | (Pass, Trucks 1935-36)(Comm 1936)                                       | 35-36 |

† No Longer Supplied



## CHASSIS PARTS CATALOGUE

| PART NUMBER  | PART NAME   | NO. REQ'D | MODEL  | YEAR<br>19__ |
|--------------|---|-----------|--|--------------|
| 78 16635     | Spring (hood top catch tension)   | 1         | Pass   | 37           |
|              | 355168-S2 Screw (hood top catch tension spring to hood top)-No.12-24 x 3/8" | 2         | Pass   | 37           |
|              | 34128-S7 Nut-No.12-24   |           |  |              |
|              | 34804-S2 Lockwasher-No.12   |           |  |              |
|              | 350357-S Screw (hood top to hood hinge)-1/4"-28 x 3/8"                      | 4         | Pass   | 37           |
|              | 34745-S2 Washer (hood top to hood hinge)-1/4"                               | 4         | Pass   | 37           |
| 78 16635     | Spring (hood top catch tension)   | 1         | Comm, Trucks except COE  | 39           |
| 81A 16635    | Spring (hood top catch tension)   | 1         | Pass (except DeLuxe 1939)  | 38-39        |
| 91A 16635-A  | Spring (hood latch catch)-4.68" long  | 1         | Pass-DeLuxe  | 39-40        |
| 91A 16635-B  | Spring (hood latch catch)-3" long   | 1         | (Pass-DeLuxe 1939)(Pass-Std 1940)(Comm, Trucks except COE 1940-41) | 39-41        |
| 91A 16635-C  | Spring (hood latch check)-2.6" long   | 1         | Pass-DeLuxe  | 39           |
|              | 355168-S2 Screw (top catch tension spring to hood top)-No.12-24 x 3/8"      | 2         | Pass, Comm, Trucks (except DeLuxe 1939 & COE)                      | 38-39        |
|              | 34128-S7 Nut-No.12-24   |           |  |              |
|              | 34804-S2 Lockwasher-No.12   |           |  |              |
| 11C 16635    | Spring (hood latch check)   | 1         | Comm   | 41           |
| 11T 16635    | Spring (hood latch check)   | 1         | Trucks except COE  | 41           |
| 21C 16635    | Spring (hood catch tension)   | 1         | Comm, Trucks except COE  | 42-47        |
| †40 16636    | Lever assy (hood catch operating)   | 2         | Pass   | 33           |
| †40 16638    | Bracket (hood catch rod)-rear-LH  | 1         | Pass   | 33           |
|              | 60330-S Rivet (hood catch rod to brkt)-3/16" x 3/8"                         | 8         | Pass   | 33           |
| †40 16639    | Bracket (hood catch operating lever)  | 2         | Pass   | 33           |
| †A 16640-B   | Hood assy   | 1         | Pass-Fordor  | 28-29        |
| 48 16644-B   | Handle (hood catch)-front-LH-rear-RH  | 2         | (Pass 1934-36)(Comm 1935-37)(Trucks 1935-37)                       | 34-37        |
| 48 16645-B   | Handle (hood catch)-front-RH-rear-LH  | 2         | (Pass 1934-36)(Comm 1935-37)(Trucks 1935-37)                       | 34-37        |
|              | 72034-S Cotter pin (hood catch handle)-3/32" x 1"                           | 4         | (Pass 1934-36)(Comm 1935-37)(Trucks 1935-37)                       | 34-37        |
| †81A 16648-B | Plunger (top catch)-has embossing   | 1         | Pass, Comm, Trucks (except DeLuxe 1939 & COE)                      | 38-39        |
| †40 16650    | Spacer (hood handle)  | 2         | Pass   | 33           |
| 81A 16650    | Spring (hood top catch plunger)   | 1         | Pass (except DeLuxe 1939)  | 38-39        |
| 81C 16650    | Spring (hood top catch plunger)   | 1         | Comm, Trucks except COE  | 38-39        |
| 40 16651     | Bracket (hood rod guide)  | 4         | Pass   | 33           |
| 01A 16674-A  | Rod (hood catch operating)  | 1         | (Pass-DeLuxe 1939)(Pass-Std 1940)                                  | 39-40        |
| 01A 16674-B  | Rod (hood catch operating)  | 1         | Pass-DeLuxe  | 40           |
| 01C 16674    | Rod (hood catch operating)  | 1         | Comm   | 40           |
| 01T 16674    | Rod (hood catch operating)  | 1         | 122", 134" Trucks  | 40           |
| †11C 16674-A | Rod (hood catch operating)  | 1         | Sedan Delivery   | 41           |
| †11C 16674-B | Rod (hood catch operating)  | 1         | Comm except Sedan Delivery   | 41           |
| 11T 16674-A  | Rod (hood catch operating)  | 1         | Trucks except COE  | 41           |
| 48 16680     | Plate & spring assy (hood catch)-front-LH-rear-RH                           | 2         | Pass, Comm, Trucks   | 35-36        |
| 48 16681     | Plate & spring assy (hood catch)-front-RH-rear-LH                           | 2         | Pass, Comm, Trucks   | 35-36        |
| †A 16713     | Shelf (hood)-RH   | 1         | Pass, Comm, Trucks   | 28-30        |
|              | 29648-S6 Bolt (hood shelf to splash shield bracket)-1/4"-20 x 1 1/4"        | 2         | Pass, Trucks   | 28-29        |
| 91A 16718-A  | Check (hood catch latch operating rod)                                      | 1         | Pass-DeLuxe  | 39           |
| 91A 16718-B  | Check (hood catch latch operating rod)                                      | 1         | Pass-DeLuxe  | 40           |
| 01T 16718    | Check (hood catch latch operating rod)                                      | 1         | Trucks except COE  | 40           |
| 11C 16718    | Check (hood catch latch operating rod)                                      | 1         | Comm   | 41           |
| 11T 16718    | Check (hood catch latch operating rod)                                      | 1         | Trucks except COE  | 41           |

† No Longer Supplied



## CHASSIS PARTS CATALOGUE

| PART NUMBER  | PART NAME  | NO. REQ'D | MODEL  | YEAR  |
|--------------|--|-----------|--|-------|
| 78 16720     | Moulding (hood side)-RH  | 1         | Pass   | 37    |
| 11T 16720-A  | Moulding (hood top side)-RH-chrome   | 1         | Trucks except COE  | 41    |
| 11T 16720-B  | Moulding (hood side)-RH-Tacoma Cream   | 1         | Trucks except COE  | 41    |
| 21C 16720    | Moulding (hood top side)-RH  | 1         | Comm,Trucks except COE   | 42-47 |
| 78 16721     | Moulding (hood side)-LH  | 1         | Pass   | 37    |
|              | 353307-S2A2 Retainer (hood side moulding to hood side)                           | 22        | Pass   | 37    |
| 11T 16721-A  | Moulding (hood top side)-LH-chrome   | 1         | Trucks except COE  | 41    |
| 11T 16721-B  | Moulding (hood side)-LH-Tacoma Cream-repl.by 11T 16721-A                         | 1         | Trucks except COE  | 41    |
| 21C 16721    | Moulding (hood top side)-LH  | 1         | Comm,Trucks except COE   | 42-47 |
|              | 355151-S7 Retainer (hood side moulding)-No.10-32 x 1/2"                          | 6         | Comm,Trucks except COE   | 42-47 |
|              | 34079-S7 Nut (hood side moulding to hood)-No.10-32                               | 6         | Comm,Trucks except COE   | 42-47 |
|              | 34803-S7 Lockwasher (hood side moulding to hood)-No.10                           | 6         | Comm,Trucks except COE   | 42-47 |
| 48 16722     | Moulding (hood louvre)   | 8         | Pass   | 35    |
| 68 16722     | Moulding (hood louvre)   | 6         | Pass   | 36    |
| 77 16722     | Moulding (hood louvre)-RH-DeLuxe   | 1         | (Comm with Closed Cab & Panel Body-90HP)<br>(Trucks with Closed Cab & Panel Body-90HP) | 37    |
| 81A 16722-A  | Moulding (hood side)-RH  | 1         | Pass-Std   | 38    |
| 81A 16722-B  | Moulding (hood side)-RH  | 1         | Station Wagon,Pass-DeLuxe  | 38    |
| 91A 16722-A  | Moulding (hood side upper)-RH  | 4         | Pass-Std   | 39    |
|              | 353158-S21 Retainer (hood side louvre moulding to hood)                          | 12        | Pass-Std   | 39    |
| †91A 16722-B | Moulding (hood side upper)-RH  | 1         | Pass-DeLuxe  | 39    |
| 01A 16722-A  | Moulding (hood side)-RH  | 1         | Pass-Std   | 40    |
| 01A 16722-B  | Moulding (hood side)-RH  | 1         | Pass-DeLuxe  | 40    |
|              | 353176-S3A Retainer (hood mldg to hood-front)-small                              | 4         | Pass-DeLuxe  | 40    |
|              | 358170-S3 Retainer (hood mldg to hood side)                                      | 14        | (Pass-DeLuxe 1940)(Sedan Delivery 1941)  | 40-41 |
| 11A 16722-A  | Moulding (hood side)-RH-rustless   | 1         | Pass except Specials   | 41    |
| 11A 16722-B  | Moulding (hood side)-RH-painted-repl.by 11A 16722-A                              | 1         | Pass-Specials  | 41    |
| †11C 16722   | Moulding (hood side)-RH  | 1         | Sedan Delivery   | 41    |
| 21A 16722-A  | Moulding (hood side)-RH  | 1         | Pass-DeLuxe,Pass-Super DeLuxe  | 42    |
| 21A 16722-B  | Moulding (hood side)-RH  | 1         | Pass-Specials  | 42    |
| 51A 16722    | Moulding (hood side)-RH-with grooves   | 1         | Pass   | 46-47 |
| 6A 16722-B   | Moulding (hood side)-RH-plain  | 1         | Pass   | 47-48 |
| 77 16723     | Moulding (hood louvre)-LH-DeLuxe   | 1         | Comm,Trucks with DeLuxe Closed Cab & Panel Body-90 HP                                  | 37    |
|              | 353191-S2 Clip (retainer)  | 24        | Pass   | 36    |
|              | 353158-S21 Retainer (hood moulding to hood side)                                 | 32        | (Pass 1935)(Comm,Trucks 1937)  | 35-37 |
|              | 63560-S3 Rivet (hood moulding to hood side)-9/64" x 9/32"                        | 4         | Pass,Comm  | 33-34 |
|              | 351629-S28A2B Drive screw (hood side grille anti-squeak to grille)-No.6-7 x 1/2" | 4         | Pass   | 37    |
| 81A 16723-A  | Moulding (hood side)-LH  | 1         | Pass-Std   | 38    |
| 81A 16723-B  | Moulding (hood side)-LH  | 1         | Station Wagon,Pass-DeLuxe  | 38    |
| 91A 16723    | Moulding (hood side upper)-LH  | 1         | Pass-DeLuxe  | 39    |
| 01A 16723-A  | Moulding (hood side)-LH  | 1         | Pass-Std   | 40    |
| 01A 16723-B  | Moulding (hood side)-LH  | 1         | Pass-DeLuxe  | 40    |
| 11A 16723-A  | Moulding (hood side)-LH-rustless   | 1         | Pass   | 41    |
| 11C 16723    | Moulding (hood side)-LH  | 1         | Sedan Delivery   | 41    |

† No Longer Supplied





## CHASSIS PARTS CATALOGUE

| PART NUMBER  | PART NAME   | NO. REQ'D | MODEL                                  | YEAR  |
|--------------|---|-----------|--|-------|
|              |   |           |  | 19__  |
| 21A 16723-A  | Moulding (hood side)-LH   | 1         | Pass except Specials                   | 42    |
| 21A 16723-B  | Moulding (hood side)-LH   | 1         | Pass-Specials                          | 42    |
| 21A 16723-C  | Moulding (hood side)-LH-replaced by 21A 16723-A                               | 1         | Pass except Specials                   | 42    |
| 51A 16723    | Moulding (hood side)-LH-with grooves  | 1         | Pass                                   | 46-47 |
|              | 358107-S3 Clip (hood side moulding)   | 10        | Pass                                   | 46-47 |
|              | †355151-S7 Bolt (hood side moulding)  | 4         | Pass                                   | 46-47 |
|              | 34079-S7 Nut (hood side moulding)-No.10-32                                    | 4         | Pass                                   | 46-47 |
|              | 44713-S8 Washer (hood side moulding)-No.10                                    | 4         | Pass                                   | 46-47 |
|              | 34803-S7 Lockwasher (hood side moulding)-No.10                                | 4         | Pass                                   | 46-47 |
| 6A 16723-B   | Moulding (hood side)-LH-plain   | 1         | Pass                                   | 47-48 |
|              | 353112-S3A Retainer (hood side moulding)                                      | 12        | Pass                                   | 47-48 |
|              | †353239-S7 Retainer (hood side moulding)                                      | 4         | Pass                                   | 47-48 |
|              | 355807-AS7 Nut (hood side moulding retainer)                                  | 4         | Pass                                   | 47-48 |
| 91A 16724-A  | Moulding (hood side)-RH   | 1         | Pass-Std                               | 39    |
| 91A 16724-B  | Moulding (hood side)-lower  | 2         | Pass-DeLuxe                            | 39    |
| †91A 16725-A | Moulding (hood side)-IH   | 1         | Pass-Std                               | 39    |
|              | 34054-S8 Nut (side & top mldg.retainer)                                       | 4         | Pass                                   | 38-39 |
|              | 34804-S8 Lockwasher (side & top mldg. retainer)                               | 4         | Pass (except DeLuxe 1939)              | 38-39 |
|              | 350251-S7 Bolt (side mldg.to hood side)                                       | 2         | Pass (except DeLuxe 1939)              | 38-39 |
|              | †355151-S7 Bolt (side mldg.to hood side)                                      | 12        | Pass (8 cyl)                           | 39-41 |
| B 16726-A    | Bracket (hood hinge)-on dash  | 4         | Pass, Comm, Trucks                     | 32    |
|              | 24648-S2 Bolt (hinge bracket to body)-No.12-24 x 5/8"                         | 1         | Pass, Comm, Trucks                     | 32    |
|              | 34054-S8 Nut-No.12-24   |           |  |       |
|              | 34804-S8 Lockwasher-No.12   |           |  |       |
| 50 16726     | Bracket assy (hood hinge)   | 2         | Comm, Trucks                           | 33-37 |
|              | 34128-S7 Nut (bracket to dash bolt)-No.12-24                                  | 2         | Comm, Trucks                           | 37    |
|              | 34804-S8 Lockwasher (hood hinge brkt.to dash & to radiator shell)-No.12       | 2         | Comm, Trucks                           | 37    |
|              | 38194-S2 Screw (hood hinge brkt.to dash & to radiator shell)-No.12-24 x 7/16" | 2         | Comm, Trucks                           | 37    |
|              | 38216-S2 Screw (hood hinge brkt.to dash)-No.12-24 x 9/16"                     | 2         | (Comm 1935)(Trucks 1935-36)(Pass 1936) | 35-36 |
|              | 39050-S8 Bolt (hood hinge brkt.to dash)-1/4"-20 x 1/2"                        | 2         | Comm, Trucks                           | 35-36 |
|              | 34141-S7 Nut (hood hinge brkt.to dash)-No.10-32                               | 2         | Pass, Comm, Trucks                     | 33-34 |
| 50 16726     | Bracket (hood hinge)-on radiator shell  |           | Refer to 8226 Bracket                  |       |
| 81A 16730    | Moulding (front hood side)-upper  | 2         | Pass-Std                               | 38    |
| 81A 16732    | Moulding (front hood side)-lower  | 2         | Pass-Std                               | 38    |
|              | 353341-S3 Retainer (side moulding)  | 14        | Pass-Std                               | 38-39 |
| A 16735-B    | Retainer (hood hinge rod)-on dash   | 2         | Pass, Comm, Trucks                     | 30-31 |
|              | 24648-S2 Bolt (hood hinge rod retainer)-No.12-24 x 5/8"                       | 2         | Pass, Comm, Trucks                     | 30-31 |
|              | 34804-S8 Lockwasher-No.12   |           |  |       |
|              | 34954-S7 Lockwasher-No.14   |           |  |       |
|              | 26514-S2 Bolt (hood hinge rod retainer)-No.12-24 x 3/4"                       | 2         | Pass, Comm, Trucks                     | 28-31 |
|              | 34128-S7 Nut-No.12-24   |           |  |       |
|              | 34804-S8 Lockwasher-No.12   |           |  |       |

† No Longer Supplied



CHASSIS PARTS CATALOGUE

| PART NUMBER | PART NAME   | NO. REQ'D | MODEL   | YEAR           |
|-------------|---|-----------|---|----------------|
| 91A 16736   | Moulding (hood top center)                                | 1         | Pass-DeLuxe   | 39             |
|             | 353120-S3 Retainer (hood center moulding to hood)         | 8         | Pass-DeLuxe   | 39             |
| 01A 16736-A | Moulding (hood top center)                                | 1         | (Pass-Std 1940)(Sedan Delivery 1941)                    | 40-41          |
|             | 353120-S3 Retainer (hood mldg to hood top)                | 8         | Pass-Std  | 40             |
| 01A 16736-B | Moulding (hood top center)                                | 1         | Pass-DeLuxe   | 40             |
|             | 353179-S3A Retainer (hood moulding to to hood top)-center | 7         | Pass-DeLuxe   | 40             |
| 01C 16736   | Moulding (hood top center)-rustless                       | 1         | Comm except Sedan Delivery                              | 40-41          |
| 01T 16736   | Moulding (hood top center)-rustless                       | 1         | Trucks except COE                                       | 40-41          |
| 11A 16736-B | Moulding (hood top center)                                | 1         | Pass  | 41             |
| 11C 16736   | Moulding (hood top center)-Tacoma Cream                   | 1         | Comm except Sedan Delivery                              | 41             |
| 11T 16736-A | Moulding (hood top center)-Tacoma Cream                   | 1         | Trucks except COE                                       | 41             |
|             | 353120-S3 Retainer (hood top center mldg)                 | 8         | Pass  | 41             |
| 21A 16736-A | Moulding (hood top center)                                | 1         | Pass  | 42             |
|             | 355154-S7 Bolt (moulding to hood)                         | 5         | Pass  | 42             |
|             | 44713-S8 Washer (moulding to hood)                        | 5         | Pass  | 42             |
|             | 34803-S7 Lockwasher (moulding to hood)                    | 5         | Pass  | 42             |
|             | 34079-S7 Nut (moulding to hood)                           | 5         | Pass  | 42             |
|             | 355096-S7 Bolt (moulding to hood)-at rear                 | 1         | Pass  | 42             |
| 21C 16736   | Moulding (hood top center)                                | 1         | Comm, Trucks except COE                                 | 42-47          |
|             | 353120-S3 Retainer (hood top moulding)                    | 6         | Comm, Trucks except COE                                 | 42-47          |
|             | 355125-S7 Retainer (hood top center moulding)-rear        | 1         | Comm, Trucks except COE                                 | 42-47          |
|             | 34079-S7 Nut (hood top center moulding retainer)-rear     | 1         | Comm, Trucks except COE                                 | 42-47          |
|             | 34803-S7 Lockwasher (hood top center moulding)-rear       | 1         | Comm, Trucks except COE                                 | 42-47          |
| 11A 16740-A | Pad (hood)-cowl   | 1         | Pass<br>Comm with Panel Body                            | 38-48<br>38-47 |
| 11A 16740-A | Pad (hood)-on cowl  | 1         | Comm, Trucks with Closed Cab & Panel Body-(8 cyl)-90 HP | 40-41          |
| 11A 16740-A | Pad (hood)-on cowl  | 1         | Comm, Trucks except COE                                 | 42-47          |
|             | 351614-S2 Screw (hood pad on cowl)                        | 15        | (Station Wagon 1941-47)(Sedan Delivery 1946-47)(8 cyl)  | 41-47          |
| A 16741     | Pad (hood)-on dash top                                    | 1         | Pass, Comm, Trucks                                      | 28-31          |
|             | 34141-S7 Nut (hood pad to dash)-No.10-32                  | 1         | Pass, Comm, Trucks                                      | 28-29          |
|             | 34803-S7 Lockwasher-No.10                                 |           |   |                |
|             | †62883-S2 Rivet-9/64" x 7/16"                             |           |   |                |
|             | 38216-S13 Bolt (hood pad to dash)-No.12-24                | 1         | Pass, Comm, Trucks                                      | 30-31          |
|             | 38271-S2 Bolt (hood pad to dash)-side-No.12-24 x 7/8"     | 2         | Pass, Comm, Trucks                                      | 30-31          |
|             | 32923-S7 Screw (hood cap on cowl)-No.8-15 x 1/2"          | 12        | Comm, Trucks  | 34             |
|             | 32914-S8 Screw (anti-squeak to hood cowl ledge)-No.6-3/8" | 26        | Pass, Comm, Trucks                                      | 32-36          |
|             | 32914-S8 Screw (anti-squeak to hood cowl side)-No.6-3/8"  | 14        | Pass  | 35             |
|             | 63326-S3 Rivet (hood pad to clip)-9/64" x 3/8"-tubular    | 8         | Comm, Trucks  | 35             |
| †78 16746   | Anti-squeak (hood hinge bracket to body)-RH               | 1         | Pass  | 37-41          |
| 78 16747    | Anti-squeak (hood hinge bracket to body)-LH               | 1         | Pass  | 37-41          |

† No Longer Supplied



## CHASSIS PARTS CATALOGUE

| PART NUMBER | PART NAME   | NO. REQ'D | MODEL  | YEAR<br>19__ |
|-------------|---|-----------|--|--------------|
| A 16750-A   | Clip assy (hood)-bracket has 3 holes                                      | 4         | Pass,Comm,Trucks   | 28-31        |
|             | 27097-S2 Bolt (clip to hood clip support)-No.10-32 x 5/8"                 | 4         | Pass,Comm,Trucks   | 30-31        |
|             | 27113-S7 Bolt (clip to hood shelf)-No. 10-32 x 3/4"                       | 2         | Pass,Comm,Trucks   | 28-30        |
|             | 27169-S4 Bolt (clip to hood shelf)  | 10        | Pass,Comm,Trucks   | 28-30        |
|             | 34141-S7 Nut-No.10-32   |           |  |              |
|             | 34803-S7 Lockwasher-No.10   |           |  |              |
|             | 351253-S2 Washer-13/64"   |           |  |              |
| B 16750-C   | Catch assy (hood)-double grip-Black                                       | 4         | (Pass 1932)(Comm,Trucks 1932-34)   | 32-34        |
|             | 26515-S2 Bolt (hood catch to frame) 1/4"-20 x 3/4"                        | 8         | (Pass 1932)(Comm,Trucks 1932-34)   | 32-34        |
|             | 33795-S7 Nut-1/4"-20  |           |  |              |
|             | 34805-S2 Lockwasher-1/4"  |           |  |              |
| 81A 16750   | Bumper (hood side to fender apron)  | 4         | Pass except DeLuxe 1939)(Comm,Trucks except COE)   | 38-39        |
| 78 16754    | Bumper (hood side to fender apron)  | 4         | Pass,Comm,Trucks except (Pass-DeLuxe 1939 COE)   | 37-39        |
| †81A 16754  | Bumper (top to hood side)   | 6         | (Pass-DeLuxe 1938)(Pass-Std 1939)(Comm, Trucks 1938)   | 38-39        |
| 91A 16754   | Bumper (hood side)  | 2         | (Pass-DeLuxe 1939)(Pass 1940)(Comm 1941)   | 39-41        |
| 78 16758-A  | Bumper (hood bracket)   | 2         | Pass   | 37           |
| 81A 16758   | Bumper (radiator grille to hood side)                                     | 1         | (Pass-DeLuxe 1938)(Pass-Std 1939)  | 38-39        |
| 91A 16758-A | Bumper (hood side)  | 6         | (Pass-DeLuxe 1939)(Pass,Comm 1940-42) (Trucks except COE 1939-42)  | 39-42        |
| 91A 16758-A | Bumper (hood top to grille bar)   | 2         | Pass-DeLuxe  | 39-40        |
| 91A 16758-A | Bumper (radiator shell cross member shield to radiator shell lower panel) | 1         | Comm,Trucks except COE   | 41           |
| 91A 16758-A | Bumper (radiator shell to grille to cross member shield)                  | 1         | Comm,Trucks except COE   | 41           |
| 91A 16758-A | Bumper (grille to cross member shield)                                    | 2         | Pass (except 6 cyl 1942)   | 41-42        |
| 91A 16758-A | Bumper (shell apron to grille)  |           | Refer to 11T-8202-A Radiator Group   |              |
| 01A 16758-B | Bumper (hood top to radiator cross strainer)                              | 2         | Pass   | 41-48        |
| 01A 16758-B | Bumper (hood locking mechanism to grille bar)                             | 2         | Pass (except Super DeLuxe 1940)  | 40-42        |
| 09A 16758-A | Bumper (fender apron to frame)  | 8         | Pass   | 41-48        |
| 09A 16758-A | Bumper (fender apron to frame)  |           | Refer to 16000 Fender Group  |              |
| †81A 16760  | Bumper (hood)   | 1         | Pass-DeLuxe  | 38           |
| B 16761     | Bumper (hood clip)  | 4         | (Pass 1928-35)(Comm 1930-34)   | 28-35        |
| 40 16761    | Bumper (hood)   | 4         | (Pass 1933-36)(Sedan Delivery,Station Wagon 1933-34)(Comm,Trucks 1935-37) (Pass 1928-36)(Comm 1930-37)(Trucks 1935-37) | 33-37        |
|             | 63326-S3 Rivet (bumper to hood)-9/64" x 3/8"                              | 4         |  | 28-37        |
|             | 40-700546-A Bumper (cowl side panel to hood)                              | 8         | Pass   | 36           |
| 21C 16763   | Pin (hood locking handle)   | 1         | Comm,Trucks except COE   | 42-47        |
| B 16769     | Socket (hood catch)   | 4         | (Trucks 1932-34)(Comm 1934)  | 32-34        |
| 99A 16772   | Link (hood hinge)   | 2         | (Comm,Trucks except COE 1940)(Comm except Sedan Delivery 1941)   | 40-41        |
| 99A 16772   | Link (hood hinge)   | 2         | Comm,Trucks except COE   | 42-47        |
|             | 33798-S2 Nut (hood hinge link stud to cowl side)-5/16"-24                 | 4         | Comm,Trucks except COE   | 42-47        |
|             | 44719-S8 Washer-1/4"  |           |  |              |
|             | 350357-S8 Bolt (hood hinge link to hood top hinge brkt)-1/4"-28 x 3/8"    | 4         | Comm,Trucks except COE   | 42-47        |
|             | 351362-S2 Washer-5/16"  |           |  |              |

† No Longer Supplied



CHASSIS PARTS CATALOGUE

| PART NUMBER  | PART NAME  | NO. REQ'D | MODEL   | YEAR           |
|--------------|--|-----------|---|----------------|
| 91A 16774-A  | Mechanism (hood locking)   | 1         | Pass-DeLuxe   | 39             |
| 91A 16774-B  | Mechanism (hood locking)-new style   | 1         | Pass-DeLuxe   | 39             |
| 01A 16774-A  | Mechanism (hood locking)   | 1         | (Pass-Std 1940)(Sedan Delivery 1941-first 720 units only)                     | 40-41          |
| 01A 16774-B  | Mechanism (hood locking)   | 1         | Pass-DeLuxe   | 40             |
| 01T 16774    | Mechanism (hood locking)   | 1         | Trucks except COE   | 40             |
| †11C 16774-A | Mechanism (hood locking)   | 1         | Sedan Delivery after 720 units  | 41             |
| †11C 16774-B | Mechanism (hood locking)   | 1         | Comm (except Sedan Delivery after 10780 units)                                | 41             |
| 11T 16774-A  | Mechanism (hood locking)-has offset link   | 1         | Trucks (except COE 1st 12000 units)   | 41             |
| 11T 16774-B  | Mechanism (hood locking)   | 1         | Trucks (except COE after 12000 units)   | 41             |
| 11A 16779    | Clip (hood hinge link bracket to support lower arm)                                      | 2         | Pass  | 41-48          |
| 78 16780     | Support (hood)-top   | 1         | (Pass except 1939)(Comm,Trucks except COE)                                    | 37-39          |
|              | †350344-S7 Screw (hood top support to dash, hood & to hood top bracket)-1/4"-20 x 37/64" | 3         | Pass  | 37             |
|              | 33795-S7 Nut (hood top support to hood top bracket)-1/4"-20                              |           | Pass,Comm,Trucks except COE   | 37-40          |
|              | 44722-S8 Washer (hood top support to hood top bracket)-5/16"                             | 1         | Pass,Comm,Trucks except COE   | 37-40          |
| 91A 16782    | Support (hood)-RH-replaced by 51A 16782  | 1         | (Pass-DeLuxe 1939)(Comm 1940-41)  | 39-41          |
| 11A 16782-A  | Support (hood)-RH  | 1         | Pass  | 41-42          |
| 51A 16782    | Support (hood)-RH  | 1         | Trucks except COE   | 39-41          |
| 51A 16782    | Support (hood)-RH  | 1<br>1    | Pass<br>Comm,Trucks except COE  | 41-48<br>42-47 |
| 91A 16783-B  | Support (hood)-LH-replaced by 51A 16783  | 1         | (Pass 1939-40)(Comm except Sedan Delivery 1939-42)(Trucks except COE 1939-44) | 39-44          |
| 11A 16783-A  | Support (hood)-LH  | 1         | Pass  | 41-42          |
| 51A 16783    | Support (hood)-LH  | 1         | Trucks except COE   | 39-41          |
| 51A 16783    | Support (hood)-LH  | 1<br>1    | Pass<br>Comm,Trucks except COE  | 41-48<br>42-47 |
|              | 33795-S7 Nut (hood top support to hood top bracket)-1/4"-20                              | 2         | Comm,Trucks except COE  | 42-47          |
|              | 34805-S8 Lockwasher (hood support to dash to hood top)-1/4"                              | 4         | Comm,Trucks except COE  | 42-47          |
|              | †350344-S7 Screw (hood support to hood top brkt)-1/4"-20 x 37/64"                        | 2         | Comm,Trucks except COE  | 42-44          |
|              | 350360-S7 Bolt (hood top support to dash)-1/4"-20 x 3/16"                                | 2         | Comm,Trucks except COE  | 42-47          |
|              | 351322-S7 Washer (hood support to hood top)-17/64"                                       | 2         | Comm,Trucks except COE  | 42-47          |
|              | 351400-S7 Washer (hood support to hood)-13/32"   | 2         | Comm,Trucks except COE  | 42-47          |
|              | 351400-S7 Washer (hood support to hood support arm bracket)-on hood                      | 2         | Pass  | 41-48          |
|              | 355358-S2 Bolt (support arm to hood bracket)-1/4"-28 x 3/4"                              | 2         | Pass  | 41-48          |
|              | 355358-S2 Bolt (support lower arm to dash)   | 2         | Pass  | 41-48          |
|              | 351360-S7 Washer (support arm to hood bracket)-5/16"                                     | 2         | Pass  | 41-48          |
|              | 33796-S7 Nut (support arm to hood bracket)-1/4"-28                                       | 2         | Pass  | 41-42          |
|              | 34441-S7 Locknut (hood support lower arm to dash)-1/4"-28                                | 2         | Pass  | 46-48          |
|              | 34441-S7 Locknut (hood support lower arm to hood)  | 2         | Pass  | 46-48          |
| 91A 16789    | Spring (hood support)-replaced by 99A 16789  | 1or2      | (Pass,Comm,Trucks except COE 1939-40)(Comm 1941)                              | 39-41          |
| 99A 16789    | Spring (hood support)  | 2<br>1    | Pass<br>Trucks except COE   | 41-48<br>42-47 |

† No Longer Supplied



## CHASSIS PARTS CATALOGUE

| PART NUMBER  | PART NAME   | NO. REQ'D | MODEL  | YEAR<br>19__   |
|--------------|---|-----------|--|----------------|
| 91A 16794-A  | Bracket (hood support)  | 2         | Pass-DeLuxe  | 39             |
| 91A 16794-C  | Bracket (hood support) -on hood-RH  | 1         | (Pass-DeLuxe 1939)(Pass 1940)(Sedan Delivery 1941)                             | 39-41          |
| +91A 16795-B | Bracket (hood support) -LH  | 1         | Pass-DeLuxe  | 39-40          |
| 91A 16795-C  | Bracket (hood support) -on hood-LH  | 1         | (Pass-DeLuxe 1939)(Pass 1940)(Sedan Delivery 1941)                             | 39-41          |
|              | 24308-S7 Bolt (support bracket to rear reinforcement) -1/4"-20 x 1/2"                         | 4         | Pass (except Std 1939)   | 39-40          |
|              | 24367-S8 Screw (hood support to hood support arm bracket) -on dash -5/16"-24 x 7/8"           | 2         | Pass   | 41-48          |
|              | 33795-S7 Nut (hood support to dash) -1/4"-20  | 2         | Comm,Trucks except COE   | 42-47          |
|              | 44719-S8 Washer (hood top support to hood hinge) -1/4"  | 4         | Pass<br>Comm,Trucks except COE   | 38-48<br>39-47 |
|              | 39050-S8 Screw (hood side bracket to radiator to hood side bracket)                           | 2         | Pass-Std   | 39             |
|              | 350357-S8 Screw (top to hood hinge)   | 4         | (Pass,Comm,Trucks except COE 1938-40)<br>(Comm,Trucks 1941-47 except COE 1947) | 38-40          |
|              | 350360-S7 Screw (top support to dash)   | 2         | Pass,Comm,Trucks (except COE 1941)   | 38-41          |
|              | 350360-S7 Screw (top support to top bracket)  | 1         | Pass,Comm,Trucks (except COE 1941)   | 38-41          |
|              | 351322-S7 Washer (hood top support to hood support bracket)                                   | 2         | Pass,Trucks except COE   | 40-47          |
|              | 351322-S7 Washer (hood top support to dash)   | 2         | Pass,Comm,Trucks except COE  | 39-47          |
|              | 351370-S2 Washer (hood hinge link stud to cowl side & reinforcement)                          | 4         | Comm,Trucks except COE   | 41-42          |
|              |   |           |  |                |
| 78 16796     | Hinge assy (hood link & bracket) -RH  | 1         | Pass   | 37             |
| 91A 16796    | Hinge assy (hood link & bracket) -RH  | 1         | (Pass 1938-40)(Sedan Delivery 1941)  | 38-41          |
| 91C 16796    | Hinge assy (hood link & bracket) -RH  | 1         | Comm,Trucks except COE   | 38-40          |
| 11A 16796-A  | Hinge assy (hood link & bracket) -RH  | 1         | Pass,Sedan Delivery  | 41             |
| 11A 16796-B  | Hinge assy (hood link & bracket) -RH  | 1         | Pass   | 41-48          |
| 78 16797     | Hinge assy (hood link & bracket) -LH  | 1         | Pass   | 37             |
|              | 20384-S2 Bolt (hood hinge brkt to dash) -1/4"-20 x 1"   | 6         | Pass   | 37             |
|              | 33795-S7 Nut (hood hinge bracket to cowl side) -1/4"-20                                       | 6         | Pass   | 37             |
|              | 44719-S8 Washer (hood side to hood hinge support bracket) -1/4"                               | 4         | Pass   | 37             |
|              | 44719-S8 Washer (hood hinge bracket to cowl side) -1/4"                                       | 12        | Pass   | 37             |
|              | 34805-S8 Lockwasher (hood hinge bracket to cowl side) -1/4"                                   | 6         | Pass   | 37             |
|              |   |           |  |                |
| 91A 16797    | Hinge assy (hood link & bracket) -LH  | 1         | (Pass 1938-40)(Sedan Delivery 1941)  | 38-41          |
| 91C 16797    | Hinge assy (hood link & bracket) -LH  | 1         | Comm,Trucks except COE   | 39-40          |
|              | 20384-S2 Bolt (hinge bracket to cowl side) -1/4"-20 x 1"                                      | 4         | Pass,Comm,Trucks except COE  | 38-40          |
|              | 23409-S7 Bolt (hinge brkt to cowl side) -used with cowl brkt with square holes -5/16"-24 x 1" | 2         | Pass   | 39             |
|              | 33795-S7 Nut (hinge brkt to cowl side) -1/4"-20   | 4         | Pass,Comm,Trucks except COE  | 38-41          |
|              | 33798-S8 Nut (hinge brkt. to cowl side) -used with cowl brkt with square holes -5/16"-24      | 2         | Pass 1939-40)(Comm 1941)   | 39-41          |
|              | 351370-S2 Washer (hood hinge link stud to cowl side & reinf.) -plain -5/16"                   | 4         | Comm,Trucks except COE   | 40-42          |

+ No Longer Supplied



CHASSIS PARTS CATALOGUE

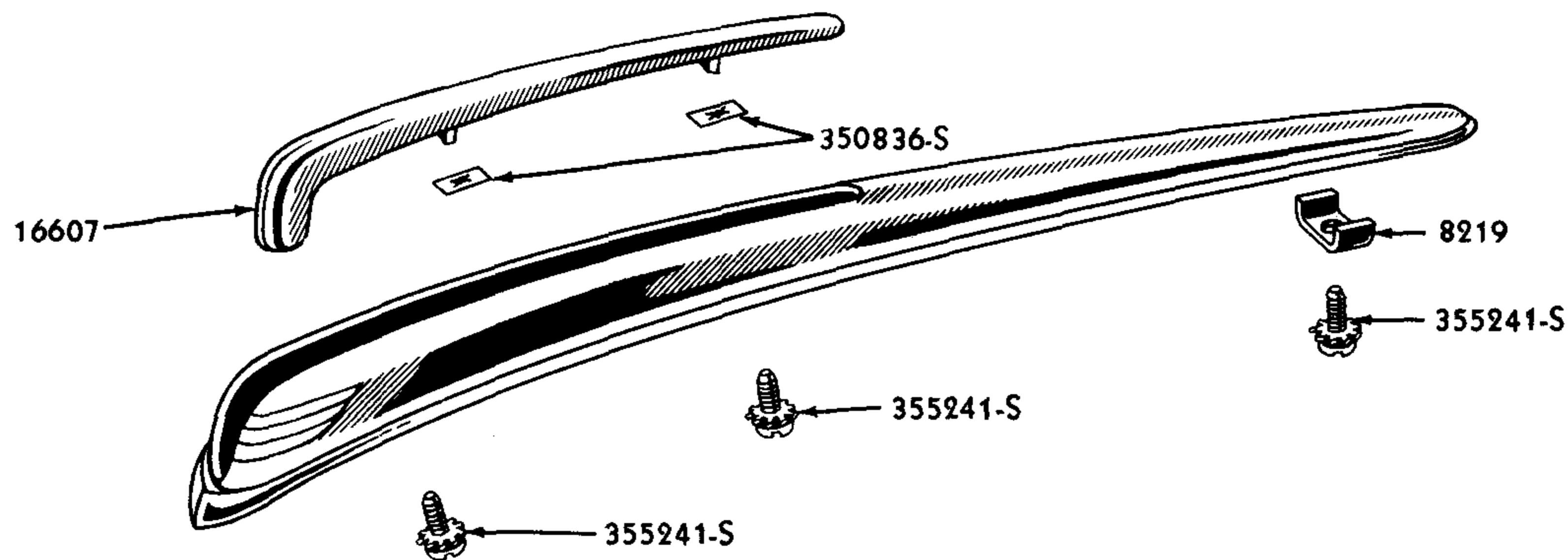
| PART NUMBER | PART NAME   | NO. REQ'D | MODEL  | YEAR  |
|-------------|---|-----------|--|-------|
| 11A 16797-A | Hinge assy (hood link & bracket)-LH   | 1         | Pass, Sedan Delivery                               | 41    |
| 11A 16797-B | Hinge assy (hood link & bracket)-LH   | 1         | Pass   | 41-48 |
|             | 20354-S2 Bolt (link bracket to cowl side)-1/4"-20 x 13/16"                  | 4         | Pass   | 41-48 |
|             | 20354-S2 Bolt (hood hinge link & bracket to cowl side panel)                | 4         | (Pass, Comm 1941)(Pass except Sedan Delivery 1942) | 41-42 |
|             | 24367-S8 Bolt (hood hinge link to bracket)-5/16"-24 x 7/8"                  | 2         | Pass   | 46-48 |
|             | 33798-S8 Nut (link bracket to cowl side)                                    | 4         | Pass   | 41-48 |
|             | 33798-S8 Nut (hood hinge link to bracket)-5/16"-24                          | 2         | Pass   | 41-48 |
|             | 34393-S7 Locknut (hood hinge link bracket to cowl)-5/16"-24                 | 2         | Pass   | 41-48 |
|             | 44720-S8 Lockwasher (link bracket to cowl side)-1/4"                        | 4         | Pass   | 41-48 |
|             | +34055-S2 Nut (link bracket to cowl side) 1/4"-20                           | 4         | Pass   | 41-48 |
|             | 351362-S2 Washer (hood hinge link stud to cowl side & reinforcement)-5/16"  | 2         | Pass   | 41-48 |
|             | 351339-AS Washer (hood hinge link bracket to cowl side reinforcement)-5/16" | 2         | Pass   | 41-48 |
|             | 356306-S7 Washer (hood hinge link stud to cowl side & reinf. spring)-5/16"  | 2 or 4    | Pass, Comm, Trucks except COE                      | 40-48 |
|             | 355358-S2 Screw (hood hinge link to hood top hinge bracket)-1/4"-28 x 3/4"  | 4         | Pass   | 41-48 |
|             | 351400-S7 Washer (hood hinge link to hood top hinge bracket)-13/32"         | 4         | Pass   | 41-48 |
| 91A 16802   | Support (hood & bracket)-RH-replaced by 91A 16804, 91A 16782                | 1         | (Pass-DeLuxe 1939)(Pass 1940)(Sedan Delivery 1941) | 39-41 |
| 91A 16803   | Support (hood & bracket)-LH-replaced by 91A 16805, 91A 16783-B              | 1         | (Pass-DeLuxe 1939)(Pass 1940)(Sedan Delivery 1941) | 39-41 |
| 81A 16804-A | Bracket (hood side support)   | 2         | Pass-Std   | 38    |
| 81C 16804   | Bracket (hood side support)   | 2         | Comm, Trucks except COE                            | 38    |
| 91A 16804   | Bracket (hood support)-RH   | 1         | (Pass-DeLuxe 1939)(Pass 1940)(Sedan Delivery 1941) | 39-41 |
| 91A 16805   | Bracket (hood support)-LH   | 1         | (Pass-DeLuxe 1939)(Pass 1940)(Sedan Delivery 1941) | 39-41 |
|             | 350476-S7 Bolt (side bracket to hinge)-5/16"-24 x 7/8"                      | 2         | (Comm, 122" W.B. 1 Ton 1938)(Pass-Std 1939-40)     | 38-40 |
|             | 33798-S8 Nut-5/16"-24   |           |  |       |
|             | 44722-S8 Washer-5/16"   |           |  |       |
|             | 350105-S2 Bolt (hood side bracket) - No. 10-32 x 5/16"                      | 4         | (Pass except 1940 DeLuxe)                          | 39-40 |
| 78 16806    | Spacer (hood side to hood hinge bracket)-RH                                 | 1         | Pass   | 37    |
| 78 16807    | Spacer (hood side to hood hinge bracket)-LH                                 | 1         | Pass   | 37    |
| 78 16822-A  | Insulator (front fender & front fender bracket to body)                     |           | Refer to 78-16094                                  |       |
| 78 16822-B  | Grommet (windshield wiper tube)-rubber                                      |           | Refer to 17450 Windshield Wiper Group              |       |
| 11A 16828   | Clip (hood latch cable)-on cross bar  | 1         | Pass   | 41-48 |
|             | 39047-S2 Bolt (hood latch cable clip to cross bar)-No. 8-32 x 1/2"          | 1         | Pass   | 46-48 |
|             | 34052-S7 Nut-No. 8-32   |           |  |       |
|             | 34802-S7 Lockwasher-No. 8   |           |  |       |
| 11A 16828   | Clip (choke control to dash)  |           | Refer to 9700 Choke & Throttle Control Group       |       |
| 21A 16829   | Clip (hood latch cable control)-front                                       | 1         | Pass   | 42    |

+ No Longer Supplied



## CHASSIS PARTS CATALOGUE

| PART NUMBER  | PART NAME   | NO. REQ'D | MODEL   | YEAR<br>19__ |
|--------------|---|-----------|---|--------------|
| 6A 16835     | Ornament assy (hood center)-complete-replaced by<br>6A 16850 and 21C 8219                                 | 1         | Pass  | 47-48        |
| 01T 16836-B  | Bracket (hood side to cowl)-on cowl   | 2         | Trucks except COE   | 40-41        |
|              | 353176-S3A Retainer (grille moulding to<br>fender to grille panel R & L<br>upper & lower center moulding) | 8         | Pass-DeLuxe   | 40           |
| 01T 16840    | Reinforcement (hood side)-RH  | 1         | (Trucks except COE 134" Platform 85 HP)<br>(Trucks 3/4 Ton & 1 Ton 60 HP) | 40           |
| 01T 16841    | Reinforcement (hood side)-LH  | 1         | (Trucks except COE 134" Platform 85 HP)<br>(Trucks 3/4 Ton & 1 Ton 60 HP) | 40           |
| 11A 16848    | Strainer (hood)-front   | 1         | Pass  | 41           |
| 21A 16848    | Strainer (hood)-front   | 1         | Pass  | 42           |
|              | 38228-S2 Screw (hood strainer to hood)  | 4         | Pass  | 42           |
|              | 34805-S8 Lockwasher (hood strainer to<br>hood)  | 4         | Pass  | 42           |
| 51A 16848    | Strainer (hood)-front   | 1         | Pass  | 46-48        |
|              | 01A-16758-B Bumper (hood top to strainer)   | 2         | Pass  | 41-48        |
|              | 39050-S8 Bolt (hood front strainer to<br>hood)-1/4"-20 x 1/2"   | 4         | Pass  | 46-48        |
|              | 34390-S7 Locknut-1/4"-20  |           |   |              |
| †21A 16850-A | Ornament (hood top center)  | 1         | Pass  | 42           |
|              | 39070-S7 Screw (ornament to hood top) -<br>No. 10-32 x 5/8"   | 3         | Pass  | 42           |
|              | 356256-S2 Lockwasher (ornament to hood<br>top)-No. 10   | 3         | Pass  | 42           |
| 21C 16850    | Ornament (hood top center)-replaced by 21C 16856  | 1         | Comm, Trucks except COE   | 42-47        |
| 51A 16850    | Ornament (hood center)-upper  | 1         | Pass  | 46-47        |



16850—INCLUDES ALL PARTS ILLUSTRATED

P-612

## 1947-48 PASSENGER CENTER HOOD ORNAMENT

Basic numbers only shown on illustration. Order by Part Numbers shown in list of parts.

|             |  |      |             |       |
|-------------|--|------|-------------|-------|
| 6A 16850    | Ornament assy (hood center)-upper with plastic<br>ornament insert    | 1    | Pass        | 47-48 |
|             | 350836-AS7 Speed nut (hood ornament center<br>trim)-.18"-3/8" x 5/8" | 2    | Pass        | 47-48 |
|             | 38216-S13 Screw-No. 12-24 x 9/16"                                    | 2    | Pass        | 47-48 |
|             | 355241-S2 Screw & washer (center<br>ornament to hood)                | 2or3 | Pass        | 46-48 |
| 81A 16852   | Ornament (hood top)  | 1    | Pass-DeLuxe | 38    |
| 81A 16856-A | Moulding (hood top)-RH   | 1    | Pass-Std    | 38    |
| 81A 16856-B | Moulding (hood top)-RH   | 1    | Pass-DeLuxe | 38    |
| 81A 16856-C | Moulding (hood side)-RH-used with 91A-16612-A                        | 1    | Pass-DeLuxe | 38    |
| 01A 16856-B | Moulding (fender to grille panel upper)                              | 2    | Pass-DeLuxe | 40    |

+ No Longer Supplied



CHASSIS PARTS CATALOGUE

| PART NUMBER | PART NAME   | NO. REQ'D | MODEL   | YEAR  |
|-------------|---|-----------|---|-------|
| 81A 16857-A | Moulding (hood top) -LH   | 1         | Pass-Std  | 38    |
| 81A 16857-B | Moulding (hood top) -LH   | 1         | Pass-DeLuxe   | 38    |
|             | 25247-S7 Screw (top ornament to top)  | 1         | Pass (except Std 1938)  | 38-39 |
|             | 350251-S7 Retainer (side moulding)  | 8         | Pass  | 38    |
|             | 353335-S3 Retainer (top moulding to top)                                    | 40        | Pass (except Std 1938)  | 38-39 |
|             | 353335-S3 Retainer (top moulding to top)                                    | 12        | Pass-Std  | 38-39 |
| 81A 16857-C | Moulding (hood side) -LH-used with 91A-16612-A on                           | 1         | Pass-DeLuxe   | 38    |
| 01A 16860-B | Moulding (fender to grille panel) -lower                                    | 2         | Pass-DeLuxe   | 40    |
| 11T 16863   | Brace (hood panel front strainer)   | 1         | Trucks except COE   | 40-41 |
| 11T 16863   | Brace (radiator to cross member)  |           | Refer to 16550 Shield Group   |       |
| 21C 16866   | Handle assy (hood lock & ornament)  | 1         | Comm,Trucks except COE  | 42-47 |
|             | 24387-S7 Bolt (hood top center ornament to hood lock catch) -5/16" -24 x 1" | 2         | Comm,Trucks except COE  | 42-47 |
| 01A 16868   | Moulding (hood top-front center) -RH  | 1         | Pass-DeLuxe   | 40    |
| 01A 16869   | Moulding (hood top-front center) -LH  | 1         | Pass-DeLuxe   | 40    |
| 91A 16870   | Stop (hood catch latch operating rod check)                                 | 1         | Pass-DeLuxe   | 39    |
| 91A 16871   | Spring (latch operating rod)  | 1         | (Pass-DeLuxe 1939)(Pass-Std 1940)(Comm 1940-41)(Trucks except COE 1939-41)(Trucks except COE 1939-41) | 39-41 |
| 01A 16871   | Spring (hood latch operating rod)   | 1         | Pass-DeLuxe   | 40    |
| 11T 16871   | Spring (hood latch operating rod)   | 1         | Trucks except COE   | 41    |
| 91A 16873   | Clip (latch operating rod spring)   | 1         | (Pass-DeLuxe 1939)(Pass 1940)(Comm 1940-41)(Trucks except COE 1939-41)                                | 39-41 |
| 16H 16877-B | Clamp (hood catch control cable) -on end                                    | 1         | Pass  | 41-48 |
| 21C 16879   | Arm (hood locking handle control)   | 1         | Comm,Trucks except COE  | 42-47 |
| 91A 16892-A | Catch (hood auxiliary)  | 1         | Pass-DeLuxe   | 39    |
| 91A 16892-B | Catch (hood auxiliary)  | 1         | Pass-DeLuxe   | 39    |
| 01A 16892-A | Catch (hood auxiliary)  | 1         | (Pass-Std 1940)(Comm 1941)  | 40-41 |
| 01A 16892-B | Catch (hood auxiliary)  | 1         | Pass-DeLuxe   | 40    |
| 01T 16892   | Catch (hood auxiliary)  | 1         | Trucks except COE   | 40    |
| 11T 16892-A | Catch (hood auxiliary) -1st 12000 units                                     | 1         | Trucks except COE   | 41    |
| 11T 16892-B | Catch (hood auxiliary) -after 12000 units                                   | 1         | Trucks except COE   | 41    |
| 11A 16896-A | Hook (hood auxiliary catch)   | 1         | Comm,Trucks except COE  | 42-47 |
| 21A 16896   | Hook (hood auxiliary catch)   | 1         | Pass  | 42-48 |
|             | 73902-S7 Pin (hood auxiliary catch hook) -clevis                            | 1         | Comm,Trucks except COE  | 42-47 |
|             |   | 1         | Pass  | 42-48 |
|             | 72003-S7 C/pin (hood auxiliary catch hook)                                  | 1         | Comm,Trucks except COE  | 42-47 |
|             |   | 1         | Pass  | 42-48 |
| 91A 16897-A | Spring (hood auxiliary catch) -used with 91A-16892-A                        | 1         | Pass-DeLuxe   | 39    |
| 91A 16897-B | Spring (hood auxiliary catch) -used with 91A-16892-A                        | 1         | Pass-DeLuxe   | 39    |
| 01A 16897-A | Spring (hood auxiliary catch)   | 1         | Pass-Std,Comm,Trucks except COE<br>01A 16897-A  | 40    |
| 01A 16897-B | Spring (hood auxiliary catch)   | 1         | (Pass-DeLuxe 1940)(Comm 1941)   | 40-41 |
| 11A 16897-B | Spring (hood auxiliary catch)   | 1         | Pass  | 41    |
| 11A 16897-B | Spring (hood auxiliary catch)   | 1         | Comm,Trucks except COE  | 42-47 |
| 11T 16897   | Spring (hood auxiliary catch)   | 1         | Trucks except COE   | 41    |
| 11A 16899-A | Clip (hood lock on fender flange) -center                                   | 2or3      | Pass  | 41-48 |
| 11A 16899-B | Clip (hood lock on fender flange) -front                                    | 1         | Pass  | 41-42 |
| 91A 16904   | Plate (auxiliary catch striker)   | 1         | Pass-DeLuxe   | 39    |
|             | 34054-S8 Nut (auxiliary catch to grille cross bar) -No. 12-24               | 2         | Pass-DeLuxe   | 39    |
|             | 38216-S13 Screw -No. 12-24 x 9/16"  |           |   |       |
|             | 34804-S8 Lockwasher -No. 12   |           |   |       |





## CHASSIS PARTS CATALOGUE

| PART NUMBER | PART NAME   | NO. REQ'D | MODEL  | YEAR<br>19__ |
|-------------|---|-----------|--|--------------|
| 11A 16907   | Clamp (hood lock cable)-replaced by 16H 16877-B                                 | 1         | Pass   | 41-48        |
|             | 36782-S7 Screw (clamp to cable)-No. 6-<br>3/2 x 1 1/4"                          | 1         | Pass   | 41-48        |
| 21A 16916-A | Cable (hood catch control)-with zinc plated trim -<br>replaced by 21A 16916-E   | 1         | DeLuxe & Super DeLuxe  | 42           |
| 21A 16916-E | Cable assy (hood catch control)-repl. by 6A 16916                               | 1         | Pass except Special  | 42           |
| 21A 16916-F | Cable assy (hood catch control)   | 1         | (Special 1942)(Pass 1941-42)   | 41-42        |
| 51A 16916-B | Cable (hood catch control)-Blue-Grey Interior Finish                            | 1         | Pass-Super DeLuxe  | 46-47        |
| 51A 16916-D | Cable (hood catch control)  | 1         | Pass-DeLuxe  | 46-47        |
| 51A 16916-E | Cable (hood catch control)-Blue-Grey Interior Finish                            | 1         | Pass-Super DeLuxe  | 46-47        |
| 51A 16916-F | Cable (hood catch control)-Brown Interior Finish                                | 1         | Pass-Super DeLuxe  | 46-47        |
| 6A 16916    | Cable assy (hood catch control)-Beige   | 1         | Pass   | 47-48        |
|             | 33925-S7 Lock nut (hood control cable<br>to instrument panel)-3/8"-24           | 1         | Pass   | 41-48        |
|             | 34847-S8 Lockwasher-3/8"  |           |  |              |
| 11A 16923   | Housing (hood release trigger)  | 1         | Pass   | 41           |
| 11A 16925   | Spring (hood lock)  | 1         | Pass   | 41-48        |
| 11A 16927   | Guide (hood lock spring)  | 1         | Pass   | 41-48        |
| 11A 16929   | Dowel (hood lock)-7/16"-20 thread   | 1         | Pass   | 41-48        |
| 11A 16930-B | Bracket (hood control cable)-on instrument panel-<br>replaced by 51A 16930-A    | 1         | Pass   | 41-42        |
| 21A 16930-B | Bracket (hood control cable)-on instrument panel-<br>repl. by 51A 16930-A       | 1         | Pass   | 42           |
| 51A 16930-A | Bracket (hood control cable)-Light Tan-on instrument<br>panel                   | 1         | Pass   | 41-48        |
| 51A 16930-A | Bracket (top control cable)-Light Tan   | 1         | Sportsman,Convertible  | 46-48        |
| 51A 16930-C | Bracket (hood catch)-Brown Trim   | 1 or 2    | Pass   | 46-48        |
| 51A 16930-E | Bracket (hood control cable)-on instrument panel                                | 1         | Pass   | 46-48        |
|             | †23365-S7 Bolt (control cable bracket to<br>instrument panel)-1/4"-20 x<br>5/8" | 1         | Pass   | 41-48        |
|             | 33795-S7 Nut (control cable bracket to<br>instrument panel)-1/4"-20             | 1         | Pass   | 41-48        |
|             | 34805-S8 Lockwasher (control cable<br>bracket to instrument panel)-<br>1/4"     | 1         | Pass   | 41-48        |
| 11A 16931   | Clip (hood lock cable)-on fender flange   | 1         | Pass   | 41-48        |
| 91A 16934   | Brace (hood to hood strainer)-front   | 1         | (Pass-DeLuxe 1939)(Pass 1940)(Sedan<br>Delivery 1st 8000 Units 1941) | 39-41        |
| 01C 16934   | Brace (hood to hood strainer)-front   | 1         | Comm except Sedan Delivery 1st 8000<br>Units 1941                    | 40-41        |
| 11C 16934-A | Brace (hood to hood strainer)   | 1         | Sedan Delivery after 520 Units                                       | 41           |
| 11C 16934-B | Brace (hood to hood strainer)   | 1         | Comm except Sedan Delivery after 7480<br>Units                       | 41           |
| 11T 16934   | Brace (hood to hood strainer)   | 1         | Trucks except COE  | 41           |
| 01A 16935   | Brace (hood to hood strainer)   | 1         | Pass-DeLuxe  | 40           |
| 01A 16954   | Moulding (hood top)-front-side-RH   | 1         | Pass-DeLuxe  | 40           |
| 01A 16955   | Moulding (hood top)-front-side-LH   | 1         | Pass-DeLuxe  | 40           |
| 01T 16960   | Retainer (hood top center moulding)   | 3         | Trucks except COE  | 40           |
| 01T 16960   | Retainer (radiator grille ornament)   | 3         | Trucks except COE  | 40-41        |
|             | †355151-S7 Bolt & washer assy (hood<br>moulding to hood)                        | 4         | Pass   | 40-41        |
|             | †355151-S7 Bolt & washer assy (hood lower<br>moulding front to hood)            | 2         | Pass-DeLuxe  | 40           |
|             | †355151-S7 Bolt & washer assy (cowl side<br>moulding to cowl side)              | 2         | Station Wagon  | 41           |
| 11A 16960   | Retainer (hood top center moulding)   | 1         | Pass   | 41           |

† No Longer Supplied



## CHASSIS PARTS CATALOGUE

| PART NUMBER  | PART NAME  | NO. REQ'D | MODEL   | YEAR<br>19__ |
|--------------|--|-----------|---|--------------|
| <b>Tools</b> |  |           |   |              |
| B 17005-A    | Tool bag   | 1         | (Pass 1928-42)(Comm, Trucks 1942-47)  | 28-47        |
| 51A 17005-B  | Tool bag   | 1         | Pass  | 46-48        |
| 40 17012-B   | Kit (tire repair)  | 1         | (Pass 1928-48)(Comm, Trucks 1928-47)  | 28-48        |
| 01A 17015    | Wrench-7/16" & 1/2" open end                                 | 1         | (Pass 1928-48)(Comm, Trucks 1928-47)  | 28-48        |
| 01A 17016    | Wrench-9/16" & 5/8" open end                                 | 1         | (Pass 1928-48)(Comm, Trucks 1928-47)  | 28-48        |
| †B 17017     | Wrench(spark plug & cyl.hd.nut)-for 1/2" spark plugs         | 1         | Pass, Comm, Trucks  | 28-34        |
| 40 17017     | Wrench(spark plug & cyl.hd.nut)-formetric spark plugs        | 1         | 90 HP   | 33-38        |
| 52 17017     | Wrench (spark plug & cyl head nut)                           | 1         | 60 HP   | 37-40        |
| 01A 17017-B  | Wrench (spark plug & cyl head nut)                           | 1         | 90 & 100 HP   | 38-48        |
| BB 17019     | Iron (tire)  | 1         | Trucks  | 28-47        |
| †B 17020     | Screw driver   | 1         | (Pass 1928-48)(Comm, Trucks 1928-47)  | 28-48        |
| 01A 17021-A  | Wrench-adjustable  | 1         | (Pass 1928-48)(Comm, Trucks 1928-47)  | 28-48        |
| B 17025-A    | Pliers   | 1         | (Pass 1928-48)(Comm, Trucks 1928-47)  | 28-48        |
| BB 17033-B   | Wrench (rear wheel bearing & front hub cap)                  | 1         | Trucks  | 34-47        |
| 61 17033     | Wrench (rear wheel bearing nut)                              | 1         | 122" Truck & 134" Dump Truck  | 38-47        |
| 51 17034     | Handle (wheel nut wrench & rim tool)                         | 1         | Trucks  | 30-47        |
| 82Y 17034    | Wrench (wheel nut & rim tool)                                | 1         | 134" 1 Ton Truck  | 38-47        |
| 51 17035     | Wrench (wheel nut)   | 1         | Trucks  | 30-47        |
| 51A 17035    | Wrench (jack handle & wheel nut)                             | 1         | Pass  | 39-48        |
| A 17036-B    | Wrench (starting crank & wheel)-length 7/8"                  | 1         | Pass, Comm  | 28-31        |
| HB 17036-A   | Crank (starting)   | 1         | Trucks (4 cyl)  | 32-34        |
| BB 17036-B   | Crank (starting)   | 1         | Trucks  | 32-47        |
| 40 17036     | Wrench (starting crank & wheel)                              | 1         | (Pass 1932-48)(Comm 1932-47)  | 32-48        |
| B 17040-B    | Extension (starting crank)-length 15 "                       | 1         | Pass, Comm  | 32           |
| BB 17040-A   | Extension (starting crank)-length 24.5"                      | 1         | Trucks (4 cyl)  | 32           |
| BB 17040-B   | Extension(starting crank)-26 3/8"-repl.by 51A 17040          | 1         | Trucks (8 cyl)  | 32           |
| BB 17040-B   | Extension (starting crank)-length 26 3/8"-repl. by 51A 17040 | 1         | COE (Comm, Trucks 1942-45)(8 cyl)   | 38-45        |
| BB 17040-C   | Extension (starting crank)-length 13.75"                     | 1         | Comm, Trucks  | 33-34        |
| 40 17040-C   | Extension (starting crank)-length 17.75"                     | 1         | (Pass 8 cyl 1932)(Pass, Comm 1933-34)   | 32-34        |
| 51 17040     | Extension (starting crank)-length 19.25"                     | 1         | Trucks  | 35-36        |
| 82Y 17040    | Extension (starting crank)                                   | 1         | (Pass, Comm, Trucks 1937)(122" Truck 1938-41)-60 HP   | 37-41        |
| 51A 17040    | Extension (starting crank)-length 26.4"                      | 1         | (Pass 1935-48)(Comm 1935-47)(Trucks 1937-47)(except COE 1938-41)(90 & 100 HP)   | 35-48        |
| 51A 17040    | Extension (starting crank)-length 26.4"                      | 1         | COE   | 38-41        |
| 8A 17051     | Gun (spray)  | 1         | Pass, Comm, Trucks  | 28-48        |
| 51A 17052    | Pump assy (tire)-foot type                                   | 1         | (Pass 1928-48)(Comm, Trucks 1928-47)  | 28-48        |
| 59T 17052    | Gauge & hose assy (tire pump)                                | 1         | All Chassis   | 28-48        |
| BB 17080-A   | Jack assy  | 1         | Trucks  | 28-47        |
| 81C 17080-A  | Jack assy-replaced by 81C 17080-B                            | 1         | (Pass 1937)(Comm 1933-47)(122" 3/4 ton Truck 1938-47)   | 33-47        |
| 81C 17080-B  | Jack assy  | 1         | (Pass 1937)(Comm 1933-47)<br>(122" -3/4 ton Truck 1938-47)  | 33-47        |
| 82Y 17080-A  | Jack assy  | 1         | 122" 1 ton Truck  | 38-47        |
| 11A 17080-A  | Jack assy-replaced by 51A 17080-A                            | 1         | (Pass 1928-37)(Comm 1928-35)  | 28-37        |
| 51A 17080-C  | Jack assy  | 1         | Pass  | 41-48        |
| 8A 17080-C   | Jack assy (bumper)-hydraulic                                 |           | Refer to Jack Group   |              |
| BB 17081     | Handle (jack)  | 1         | Trucks  | 28-47        |
| 48 17081-B   | Handle (jack)-three piece design                             | 1         | (Pass 1928-37)(Comm 1933-47)(122" 3/4 Ton Truck-8 cyl-1941-42)(122" 3/4 Ton Truck-4 cyl-1941)(122" 3/4 Ton Truck-6 & 8 cyl-1946-47) | 28-47        |
| 78 17081     | Iron (tire)  | 1         | (Pass 1938-48)(Comm 1938-47)  | 38-48        |
| 82Y 17081-B  | Handle (jack)  | 1         | 122" 1 Ton Truck  | 38-47        |
| 78 17088     | Base (bumper jack)   | 1         |   | 38-42        |
| 78 17125-A   | Gun-hydraulic grease   | 1         |   | 37-48        |

+ No Longer Supplied



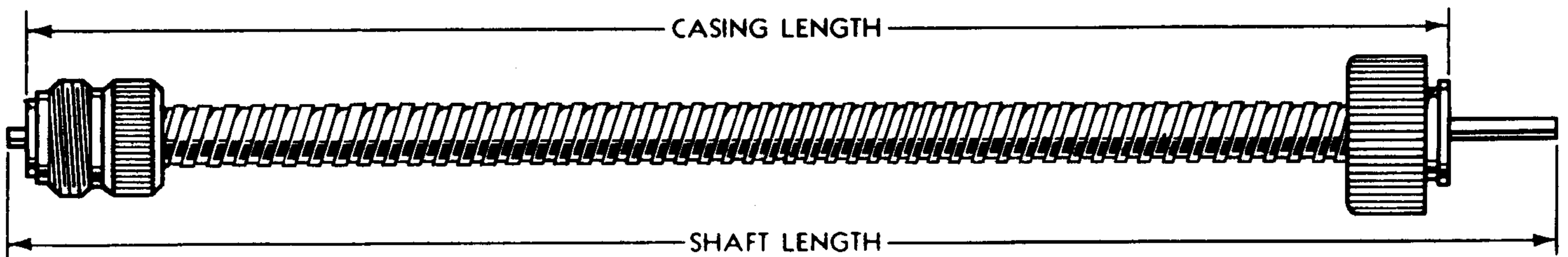
## CHASSIS PARTS CATALOGUE

| PART NUMBER        | PART NAME   | NO. REQ'D | MODEL   | YEAR<br>19__ |
|--------------------|---|-----------|---|--------------|
| <b>Speedometer</b> |   |           |   |              |
| 91A 17254-A        | Lens,retainer & cover (speedometer)-Stewart-Warner  | 1         | (Pass 1933-39)(Comm 1935-37)(Trucks 1935-39)                          | 33-39        |
| 91A 17254-B        | Lens,retainer & cover (speedometer)-Delco   | 1         | Pass (except Std 1938)  | 38-39        |
| 91A 17254-C        | Lens,retainer & cover (speedometer)-Waltham   | 1         | (Pass except 1938 Std 1933-39)(Comm, Trucks 1935-37)                  | 33-39        |
| †A 17255-A         | Head & bracket assy (speedometer)-oval face   | 1         | Pass,Comm   | 28-30        |
| †A 17255-D         | Head & bracket assy (speedometer)-round face  | 1         | Pass,Comm   | 28-31        |
| †B 17255-A         | Head & bracket assy (speedometer)   | 1         | (Pass 1932)(Comm 1932-34)   | 32-34        |
|                    | 26483-S7 Screw (speedometer mounting) -<br>1/4"-20 x 1/2"   | 2         | Pass,Comm   | 28-31        |
|                    | 34129-S2 Nut-1/4"-20  |           |   |              |
|                    | 34805-S8 Lockwasher-1/4"  |           |   |              |
| 40 17255-A         | Head & bracket assy (speedometer)   | 1         | Pass  | 33-34        |
| 68 17255-B         | Head & bracket assy (speedometer)   | 1         | (Pass 1935-36)(Comm 1936)   | 35-36        |
| 78 17255-A         | Head & bracket assy (speedometer)-100 mile trip -<br>replaced by 91A 17255-B                                  | 1         | Comm,Trucks   | 38           |
| 78 17255-B         | Head & bracket assy (speedometer)-1000 mile trip-<br>replaced by 91A 17255-B                                  | 1         | (Pass,Trucks 1937)(Comm 1937-38)                                      | 37-38        |
| 81A 17255-B        | Head & bracket assy (speedometer)-1000 mile trip  | 1         | Pass,Comm,Trucks  | 38           |
| 91A 17255-B        | Head & bracket assy (speedometer)   | 1         | Pass,Comm   | 39           |
| 91T 17255          | Head & bracket assy (speedometer)   | 1         | (Trucks 1939)(COE 1940)   | 39-40        |
| 01A 17255-A        | Head & bracket assy (speedometer)-replaced by<br>11C 17255-A  | 1         | Pass-Std,Comm with Panel Body,Trucks with<br>3 Speed Transmission     | 40           |
| 01A 17255-B        | Head & bracket assy (speedometer)   | 1         | Pass-DeLuxe,Sedan Delivery  | 40           |
| 01T 17255          | Head & bracket assy (speedometer) -replaced by<br>11T 17255-A   | 1         | Trucks with 4 Speed Transmission except<br>COE                        | 40           |
| 11A 17255-C        | Head & bracket assy (speedometer)   | 1         | Pass  | 41           |
| 11C 17255-A        | Head & bracket assy (speedometer)   | 1         | Comm except Sedan Delivery,3/4 Ton Truck<br>with 3 Speed Transmission | 41-47        |
| 11C 17255-B        | Head & bracket assy (speedometer)   | 1         | Sedan Delivery  | 41           |
| 11T 17255-A        | Head & bracket assy (speedometer)   | 1         | Comm,Trucks with 4 Speed Transmission                                 | 41-47        |
| 21A 17255-A        | Head & bracket assy (speedometer) -repl. by<br>6A 17255-A or 51A 17255-C                                      | 1         | Pass  | 42           |
| 21A 17255-B        | Head & bracket assy (speedometer)   | 1         | Pass  | 42           |
| 21A 17255-D        | Head & bracket assy (speedometer)   | 1         | Pass  | 42           |
| 51A 17255-A        | Head & bracket assy (speedometer)   | 1         | Pass-DeLuxe   | 46-47        |
| 51A 17255-B        | Head & bracket assy (speedometer)-Eggshell White<br>hand with Red Orange hub & tip-replaced by<br>51A 17255-C | 1         | Pass-Super DeLuxe   | 46-47        |
| 51A 17255-C        | Head & bracket assy (speedometer)-chromium plate hand   | 1         | (Pass 1942)(Pass-Super DeLuxe 1946-47)                                | 42-47        |
|                    | 34079-S7 Nut (speedometer mounting)-<br>No.10-32  | 2         | (Pass 1932-48)(Comm 1932-47)  | 32-48        |
|                    | 34803-S7 Lockwasher-No.10   | 3         | Trucks  | 32-47        |
| 6A 17255-A         | Head & bracket assy (speedometer)-Yellow figures<br>with Black outline  | 1         | Pass  | 47-48        |
| †A 17258-B         | Retainer (speedometer lens)-for round lens  | 1         | Pass,Comm   | 30-31        |
| †A 17258-C         | Retainer (speedometer lens)   | 1         | Pass,Comm   | 30-31        |
| †A 17259-A         | Cover (speedometer)   | 1         | Pass,Comm   | 28-30        |

† No Longer Supplied

**CHASSIS PARTS CATALOGUE**

| PART NUMBER | PART NAME   | NO. REQ'D | MODEL                                     | YEAR<br>19__ |
|-------------|---|-----------|---|--------------|
| 51 17260-B  | Casing & shaft assy (speedometer)-112.88" long        |           | Refer to Speedometer Casing & Shaft Chart |              |
| 51 17260-C  | Casing & shaft assy (speedometer)-146.33" long        |           | Refer to Speedometer Casing & Shaft Chart |              |
| 81T 17260   | Casing & shaft assy (speedometer)-88.08" long         |           | Refer to Speedometer Casing & Shaft Chart |              |
| 811W 17260  | Casing & shaft (speedometer)-103.12" long             |           | Refer to Speedometer Casing & Shaft Chart |              |
| 99A 17260-C | Casing & shaft assy (speedometer)-70.00" long         |           | Refer to Speedometer Casing & Shaft Chart |              |
|             | B 14585 Clip (speedometer cable to frame)             | 2         | COE                                       | 38-47        |
|             | B 14585 Clip (speedometer cable to cross-member)      | 1         | Pass,Comm                                 | 38-40        |
|             | B 14585 Clip (speedometer cable to frame side member) | 1         | Pass,Comm                                 | 36-37        |
|             | B 14585 Clip (speedometer cable to dash)              | 1         | Pass,Comm                                 | 36-37        |
| 01T 17260   | Casing & shaft assy (speedometer)-54.00" long         |           | Refer to Speedometer Casing & Shaft Chart |              |



P-868

**SPEEDOMETER CASING AND SHAFT CHART**

| CASING       |         | SHAFT        |         | CASING AND SHAFT ASSEMBLY |         | MODEL  | YEAR<br>19__ |
|--------------|---------|--------------|---------|---------------------------|---------|--|--------------|
| PART NUMBER  | LENGTH  | PART NUMBER  | LENGTH  | PART NUMBER               | LENGTH  |  |              |
| A 17261-A    | 61.00"  | A 17262-A    | 62.20"  |                           |         | Pass,Comm  | 28-29        |
| A 17261-B    | 61.00"  | A 17262-B    | 62.20"  |                           |         |  |              |
| AA 17261-A   | 81.00"  | † AA 17262-A | 82.20"  |                           |         | Trucks   | 28-30        |
| †AA 17261-B  | 81.00"  | †AA 17262-B  | 82.20"  |                           |         |  |              |
| B 17261      | 60.82"  | B 17262      | 61.81"  | 99A 17260-C               | 70.00"  | (Pass & Comm 1930-34)(Comm except Sedan Delivery 1941) | 30-41        |
| BB 17261-A   | 81.50"  | BB 17262-A   | 82.00"  | 81T 17260                 | 88.08"  | 131" Truck   | 30-33        |
| BB 17261-B   | 110.50" | BB 17262-B   | 111.00" | 51 17260-B                | 112.88" | 157" Truck   | 30-33        |
| 48 17261     | 67.82"  | 48 17262     | 68.69"  | 99A 17260-C               | 70.00"  | Pass,Comm  | 35-37        |
| 51 17261-A   | 83.82"  | 51 17262-A   | 85.00"  | 81T 17260                 | 88.08"  | 131" Truck   | 30-36        |
| 51 17261-B   | 112.88" | 51 17262-B   | 113.81" | 51 17260-B                | 112.88" | (134" COE 1938-39)(157" Trucks except COE 1930-39)     | 30-39        |
| 51 17261-C   | 146.33" | 51 17262-C   | 147.81" | 51 17260-C                | 146.33" | 157" COE, 191" School Bus                              | 39           |
| 78 17261-B   | 65.00"  | 78 17262     | 65.92"  | 99A 17260-C               | 70.00"  | Pass,Comm  | 38-39        |
| 79 17261     | 90.00"  | 79 17262     | 90.75"  | 81T 17260                 | 88.08"  | Trucks (except 1938 COE & 191" School Bus)             | 37-38        |
| 81T 17261    | 88.08"  | 81T 17262    | 89.00"  | 81T 17260                 | 88.08"  | 122" & 134" Trucks except COE                          | 38-39        |
| 811W 17261   | 103.12" | 811W 17262   | 104.00" | 811W 17260                | 103.12" | (101" COE 1938-39)(COE 1940-47)                        | 38-47        |
| §99A 17261-C | 70.00"  | 99A 17262-B  | 71.00"  | 99A 17260-C               | 70.00"  | Pass   | 40           |
| *01T 17261   | 54.00"  | 01T 17262    | 55.00"  | 01T 17260                 | 54.00"  | (Comm 1942-47)(Trucks except COE 1940-47)              | 40-47        |
| §11A 17261-A | 68.00"  | 11A 17262-A  | 69.00"  | 99A 17260-C               | 70.00"  | (Pass 1941-48)(Sedan Delivery 1941)                    | 41-48        |
| 6A 17261-A   | 68.00"  | 11A 17262-A  | 69.00"  | 99A 17260-C               | 70.00"  | Pass   | 47-48        |

§ Replaced by 99A 17260-C

\* Replaced by 01T 17260

† No Longer Supplied



## CHASSIS PARTS CATALOGUE

| PART NUMBER | PART NAME  | NO.<br>REQ'D | MODEL   | YEAR  |
|-------------|--|--------------|---|-------|
|             |  |              |   | 19__  |
| A 17262-A   | Shaft (speedometer)-62.20" long  |              | Refer to 17261 Speedometer Casing Chart               |       |
| A 17262-B   | Shaft (speedometer)-62.20" long  |              | Refer to 17261 Speedometer Casing Chart               |       |
| †AA 17262-A | Shaft (speedometer)-82.20" long  |              | Refer to 17261 Speedometer Casing Chart               |       |
| †AA 17262-B | Shaft (speedometer)-82.20" long  |              | Refer to 17261 Speedometer Casing Chart               |       |
| B 17262     | Shaft (speedometer)-61.81" long  |              | Refer to 17261 Speedometer Casing Chart               |       |
| BB 17262-A  | Shaft (speedometer)-82" long   |              | Refer to 17261 Speedometer Casing Chart               |       |
| BB 17262-B  | Shaft (speedometer)-111" long  |              | Refer to 17261 Speedometer Casing Chart               |       |
| 48 17262    | Shaft (speedometer)-68.69" long  |              | Refer to 17261 Speedometer Casing Chart               |       |
| 51 17262-A  | Shaft (speedometer)-85.00" long  |              | Refer to 17261 Speedometer Casing Chart               |       |
| 51 17262-B  | Shaft (speedometer)-113.81" long   |              | Refer to 17261 Speedometer Casing Chart               |       |
| 51 17262-C  | Shaft (speedometer)-147.81" long   |              | Refer to 17261 Speedometer Casing Chart               |       |
| 78 17262    | Shaft (speedometer)-65.92" long  |              | Refer to 17261 Speedometer Casing Chart               |       |
| 79 17262    | Shaft (speedometer)-90.75" long  |              | Refer to 17261 Speedometer Casing Chart               |       |
| 81T 17262   | Shaft (speedometer)-89.00" long  |              | Refer to 17261 Speedometer Casing Chart               |       |
| 811W 17262  | Shaft (speedometer)-104.00" long   |              | Refer to 17261 Speedometer Casing Chart               |       |
| 99A 17262-B | Shaft (speedometer)-71.00" long  |              | Refer to 17261 Speedometer Casing Chart               |       |
| 01T 17262   | Shaft (speedometer)-55.00" long  |              | Refer to 17261 Speedometer Casing Chart               |       |
| 11A 17262-A | Shaft (speedometer)-69.00" long  |              | Refer to 17261 Speedometer Casing Chart               |       |
| 99A 17263   | Bracket (speedometer cable to cross member)  | 1            | (Pass 1939-40)(Comm 1939-41)                          | 39-41 |
| 01A 17264   | Clip (speedometer cable & brake cable)   | 1            | Pass  | 40-47 |
|             | 39881-S7 Screw (speedometer cable brkt. to frame)-1/4"-20 x 1/2"                   | 1            | Pass, Comm  | 39-47 |
| 51 17266    | Grommet (speedometer cable)  | 1            | Trucks  | 28-34 |
| 51 17266    | Grommet (speedometer cable)-in cross member  | 2            | Trucks  | 38-39 |
| 51 17266    | Grommet (brake rod)-in cross member  | 2            | School Bus (Refer to 2864)                            | 39-40 |
| 51 17266    | Grommet (speedometer cable, fuel & air line)                                       | 2            | Trucks  | 35-36 |
| 91T 17266   | Grommet (fuel line, speedometer cable & brake pipe)-in No.2 cross member           | 1            | Trucks  | 37-39 |
| BB 17269    | Bearing (speedometer driven gear)  | 1            | Trucks  | 28-39 |
| 01T 17269   | Bearing (speedometer driven gear)  | 1            | Comm, Trucks  | 40-47 |
| A 17270-D   | Gear & cap assy (speedometer)  | 1            | *Pass, Comm   | 28-30 |
| †A 17270-E  | Gear & cap assy (speedometer)  | 1            | *Pass, Comm   | 28-30 |
| B 17270-A   | Gear & cap assy (speedometer)  | 1            | *(Pass, Comm 1930-32)(Pass 1937-48)<br>(Comm 1937-41) | 30-48 |
| B 17270-B   | Gear & cap assy (speedometer)  | 1            | *(Pass 1930-48)(Comm 1930-37)                         | 30-48 |
| BF 17270    | Gear & cap assy (speedometer)  | 1            | *(Pass 1937-42)(Comm 1937-41)                         | 37-42 |
| 18 17270    | Gear & cap assy (speedometer)  | 1            | *(Pass 1932-40)(Comm 1932-41)                         | 32-41 |
| 40 17270    | Gear & cap assy (speedometer)  | 1            | *(Pass 1933-48)(Comm 1933-41)                         | 33-48 |
| 68 17270-A  | Gear & cap assy (speedometer)  | 1            | *(Pass 1936-48)(Comm 1936-37)                         | 36-48 |
| 68 17270-B  | Gear & cap assy (speedometer)  | 1            | *(Pass 1936-48)(Comm 1936-41)                         | 36-48 |
| 74 17270    | Gear & cap assy (speedometer)  | 1            | *(Pass 1937-40)(Comm 1938-41)                         | 37-41 |
|             | 350354-S2 Bolt (speedometer gear & cap to rear axle torque tube)-1/4"-28 x 1 1/16" | 1            | (Pass 1935-48)(Comm 1935-41)                          | 35-48 |
| AA 17271-B  | Gear (speedometer driven)-15 teeth   |              | Refer to Speedometer Gear Charts                      |       |
| †AA 17271-D | Gear (speedometer driven)-19 teeth   |              | Refer to Speedometer Gear Charts                      |       |
| AA 17271-E  | Gear (speedometer driven)-18 teeth   |              | Refer to Speedometer Gear Charts                      |       |
| AA 17271-F  | Gear (speedometer driven)-17 teeth   |              | Refer to Speedometer Gear Charts                      |       |
| BB 17271-A  | Gear (speedometer driven)-17 teeth   |              | Refer to Speedometer Gear Charts                      |       |
| BB 17271-B  | Gear (speedometer driven)-13 teeth   |              | Refer to Speedometer Gear Charts                      |       |
| 51 17271-A  | Gear (speedometer driven)-18 teeth   |              | Refer to Speedometer Gear Charts                      |       |
| 51 17271-B  | Gear (speedometer driven)-19 teeth   |              | Refer to Speedometer Gear Charts                      |       |
| 51 17271-C  | Gear (speedometer driven)-20 teeth   |              | Refer to Speedometer Gear Charts                      |       |
| 51 17271-D  | Gear (speedometer driven)-21 teeth   |              | Refer to Speedometer Gear Charts                      |       |
| 51 17271-E  | Gear (speedometer driven)-22 teeth   |              | Refer to Speedometer Gear Charts                      |       |

\* Refer to Speedometer Gear Chart on page 632 for tire size, axle ratio, etc.

† No Longer Supplied



## CHASSIS PARTS CATALOGUE

| PART NUMBER | PART NAME  | NO.<br>REQ'D | MODEL  | YEAR  |
|-------------|--|--------------|--|-------|
|             |  |              |  | 19__  |
| 01T 17271-A | Gear (speedometer driven)-18 teeth   |              | Refer to Speedometer Gear Charts                           |       |
| 01T 17271-B | Gear (speedometer driven)-19 teeth   |              | Refer to Speedometer Gear Charts                           |       |
| 01T 17271-C | Gear (speedometer driven)-20 teeth   |              | Refer to Speedometer Gear Charts                           |       |
| 01T 17271-D | Gear (speedometer driven)-21 teeth   |              | Refer to Speedometer Gear Charts                           |       |
| 01T 17271-E | Gear (speedometer driven)-22 teeth   |              | Refer to Speedometer Gear Charts                           |       |
| 01Y 17271-A | Gear (speedometer driven)-18 teeth   |              | Refer to Speedometer Gear Charts                           |       |
| 01Y 17271-B | Gear (speedometer driven)-19 teeth   |              | Refer to Speedometer Gear Charts                           |       |
| 01Y 17271-C | Gear (speedometer driven)-20 teeth   |              | Refer to Speedometer Gear Charts                           |       |
| 01Y 17271-D | Gear (speedometer driven)-21 teeth   |              | Refer to Speedometer Gear Charts                           |       |
| 01Y 17271-E | Gear (speedometer driven)-22 teeth   |              | Refer to Speedometer Gear Charts                           |       |
| 01Y 17271-F | Gear (speedometer driven)-23 teeth   |              | Refer to Speedometer Gear Chart <sup>†</sup>               |       |
|             |  |              |  |       |
| A 17273-A   | Shaft (speedometer driven gear)  | 1            | Pass, Comm   | 28-30 |
| †A 17274-A  | Retainer (speedometer driven gear shaft)   | 1            | Pass, Comm   | 28-30 |
| †B 17275    | Gasket (speedometer drive cap)   | 1            | (Pass 1928-48)(Comm 1928-47)                               | 28-48 |
| †11A 17278  | Clip (speedometer cable)   | 1            | Pass   | 41-48 |
| †51A 17279  | Adapter (speedometer cable)-right angle-to alleviate speedometer drive cable failure | 1            | Pass   | 41-48 |
|             |  |              |  |       |
| †AA 17285-B | Gear (speedometer driving)-5 teeth   |              | Refer to Speedometer Gear Chart <sup>†</sup>               |       |
| †AA 17285-D | Gear (speedometer driving)-6 teeth   |              | Refer to Speedometer Gear Charts                           |       |
| †AA 17285-E | Gear (speedometer driving)-4 teeth   |              | Refer to Speedometer Gear Charts                           |       |
| AA 17285-F  | Gear (speedometer driving)-6 teeth   |              | Refer to Speedometer Gear Charts                           |       |
| †AA 17285-G | Gear (speedometer driving)-4 teeth   |              | Refer to Speedometer Gear Charts                           |       |
| AA 17285-H  | Gear (speedometer driving)-4 teeth   |              | Refer to Speedometer Gear Charts                           |       |
|             |  |              |  |       |
| B 17285     | Gear (speedometer driving)-7 teeth   |              | Refer to Speedometer Gear Chart <sup>†</sup>               |       |
| BB 17285-A  | Gear (speedometer driving)-4 teeth   |              | Refer to Speedometer Gear Charts                           |       |
| BB 17285-B  | Gear (speedometer driving)-4 teeth   |              | Refer to Speedometer Gear Charts                           |       |
| 51 17285-A  | Gear (speedometer driving)-5 teeth   |              | Refer to Speedometer Gear Chart <sup>†</sup>               |       |
| 51 17285-B  | Gear (speedometer driving)-6 teeth   |              | Refer to Speedometer Gear Charts                           |       |
| 81Y 17285   | Gear (speedometer driving)-7 teeth   |              | Refer to Speedometer Gear Charts                           |       |
|             |  |              |  |       |
| 82Y 17285   | Gear (speedometer driving)-5 teeth   |              | Refer to Speedometer Gear Charts                           |       |
| 91D 17285   | Gear (speedometer driving)-6 teeth   |              | Refer to Speedometer Gear Charts                           |       |
| 92D 17285   | Gear (speedometer driving)-4 teeth   |              | Refer to Speedometer Gear Charts                           |       |
| 01T 17285-A | Gear (speedometer driving)-5 teeth   |              | Refer to Speedometer Gear Chart <sup>†</sup>               |       |
| 01T 17285-B | Gear (speedometer driving)-6 teeth   |              | Refer to Speedometer Gear Chart <sup>†</sup>               |       |
| 01Y 17285-A | Gear (speedometer driving)-6 teeth   |              | Refer to Speedometer Gear Charts                           |       |
|             |  |              |  |       |
| 01Y 17285-B | Gear (speedometer driving)-8 teeth   |              | Refer to Speedometer Gear Charts                           |       |
| 02Y 17285   | Gear (speedometer driving)-5 teeth   |              | Refer to Speedometer Gear Charts                           |       |
| 21C 17285-B | Gear (speedometer driving)-6 teeth   |              | Refer to Speedometer Gear Chart <sup>†</sup>               |       |
| 21C 17285-C | Gear (speedometer driving)-3 teeth   |              | Refer to Speedometer Gear Chart <sup>†</sup>               |       |
| AA 17286-A  | Retainer (speedometer drive gear)-2" diameter  | 1            | Trucks   | 28-29 |
| AA 17286-B  | Retainer (speedometer drive gear)-1 1/4" diameter                                    | 1            | 122" Trucks  | 38-39 |
|             |  |              |  |       |
| BB 17286    | Retainer (speedometer driving gear)  | 1            | Trucks except 122"   | 32-39 |
| AA 17287    | Washer (speedometer driving gear thrust)   | 1            | Trucks   | 29-31 |
| AA 17287    | Washer (speedometer driving gear thrust)   | 1            | 122" Trucks  | 38-39 |
| BB 17287    | Washer (speedometer driving gear thrust)   | 1            | Trucks except 122"   | 32-39 |
|             |  |              |  |       |
| 01T 17288   | Spacer (speedometer gear)  | 1            | Trucks except 122"   | 40-47 |
| B 17290     | Washer (speedometer driving gear thrust)-use with spline type pinion rear axles      | 1            | Pass   | 28-48 |
| 01Y 17293   | Ring (speedometer drive gear retaining snap)   | 1            | (122" Trucks 1940-47)(Comm with 4 Speed Transmission 1942) | 40-47 |

† No Longer Supplied



CHASSIS PARTS CATALOGUE

SPEEDOMETER GEAR CHART

§ 1928-48 PASSENGER AND 1928-41 COMMERCIAL WITH THREE SPEED TRANSMISSION

| USED WITH 9-34 REAR AXLE (3.78 TO 1 RATIO) |           | USED WITH 9-37 REAR AXLE (4.111 TO 1 RATIO) |           | USED WITH 9-39 REAR AXLE (4.333 TO 1 RATIO) |           | USED WITH 9-40 REAR AXLE (4.44 TO 1 RATIO) |           | USED WITH 9-41 REAR AXLE (4.55 TO 1 RATIO) |           | USED WITH 11-39 REAR AXLE (3.54 TO 1 RATIO) |           | USED WITH 11-40 REAR AXLE (3.63 TO 1 RATIO) |           | USED WITH TIRE |     |
|--|-----------|---|-----------|---|-----------|--|-----------|--|-----------|---|-----------|---|-----------|----------------|-----|
| ●PART NUMBER OF DRIVEN GEAR                | NO. TEETH | ●PART NUMBER OF DRIVEN GEAR                 | NO. TEETH | ●PART NUMBER OF DRIVEN GEAR                 | NO. TEETH | ●PART NUMBER OF DRIVEN GEAR                | NO. TEETH | ●PART NUMBER OF DRIVEN GEAR                | NO. TEETH | ●PART NUMBER OF DRIVEN GEAR                 | NO. TEETH | ●PART NUMBER OF DRIVEN GEAR                 | NO. TEETH | SIZE           | PLY |
| A 17270-D                                  | 19        | A 17270-E                                   | 21        |   |           |  |           |  |           |   |           |   |           | 4.50 x 21      | 4   |
| A 17270-D                                  | 19        | A 17270-E                                   | 21        |   |           |  |           |  |           |   |           |   |           | 4.50 x 21      | 6   |
| B 17270-A                                  | 19        | B 17270-B                                   | 21        |   |           |  |           |  |           |   |           |   |           | 4.75 x 19      | 4   |
| B 17270-A                                  | 19        | B 17270-B                                   | 21        |   |           |  |           |  |           |   |           |   |           | 4.75 x 19      | 6   |
| B 17270-A                                  | 19        | B 17270-B                                   | 21        |   |           |  | 18 17270  | 22   | BF 17270  | 23  | 40 17270  | 18  |           | 5.25 x 18      | 4   |
| B 17270-A                                  | 19        | 68 17270-A                                  | 20        |   |           |  | 18 17270  | 22   | 18 17270  | 22  | 40 17270  | 18  |           | 5.25 x 18      | 6   |
| B 17270-A                                  | 19        |   |           |   |           |  | 18 17270  | 22   | BF 17270  | 23  | 40 17270  | 18  |           | 5.50 x 17      | 4   |
| B 17270-A                                  | 19        |   |           |   |           |  | 18 17270  | 22   | BF 17270  | 23  | 40 17270  | 18  |           | 5.50 x 17      | 6   |
| 68 17270-A                                 | 20        | 18 17270                                    | 22        | BF 17270                                    | 23        | 74 17270                                   | 24        | 74 17270                                   | 24        | B 17270-A                                   | 19        |   |           | 5.50 x 16      | 4   |
| 68 17270-A                                 | 20        | 18 17270                                    | 22        | BF 17270                                    | 23        | BF 17270                                   | 23        | 74 17270                                   | 24        | B 17270-A                                   | 19        |   |           | 5.50 x 16      | 6   |
| B 17270-A                                  | 19        | B 17270-B                                   | 21        | 18 17270                                    | 22        | BF 17270                                   | 23        | BF 17270                                   | 23        | 40 17270                                    | 18        | B 17270-B                                   | 21        | 6.00 x 16      | 4   |
| B 17270-A                                  | 19        | B 17270-B                                   | 21        | 18 17270                                    | 22        | BF 17270                                   | 23        | BF 17270                                   | 23        | 40 17270                                    | 18        |   |           | 6.00 x 16      | 6   |
| 40 17270                                   | 18        | 68 17270-A                                  | 20        | B 17270-B                                   | 21        | B 17270-B                                  | 21        | 18 17270                                   | 22        | 68 17270-B                                  | 20        |   |           | 6.00 x 18      | 4   |
| 40 17270                                   | 18        | 68 17270-A                                  | 20        | B 17270-B                                   | 21        | B 17270-B                                  | 21        | 18 17270                                   | 22        | 68 17270-B                                  | 20        |   |           | 6.00 x 18      | 6   |
| 68 17270-A                                 | 20        | 18 17270                                    | 22        |   |           |  |           | 74 17270                                   | 24        |   |           |   |           | 6.50 x 15      | 4   |
| B 17270-A                                  | 19        | B 17270-B                                   | 21        | 18 17270                                    | 22        | 18 17270                                   | 22        | BF 17270                                   | 23        | 68 17270-A                                  | 20        | 40 17270                                    | 18        | 6.50 x 16      | 4   |
| B 17270-A                                  | 19        | B 17270-B                                   | 21        | 18 17270                                    | 22        | 18 17270                                   | 22        | BF 17270                                   | 23        | 68 17270-A                                  | 20        |   |           | 6.50 x 16      | 6   |
| 40 17270                                   | 18        | 68 17270-A                                  | 20        |   |           | 18 17270                                   | 22        |  |           | 68 17270-B                                  | 20        |   |           | 7.00 x 16      | 4   |
| 40 17270                                   | 18        | 68 17270-A                                  | 20        |   |           | B 17270-B                                  | 21        |  |           | 68 17270-B                                  | 20        |   |           | 7.00 x 16      | 6   |
| B 17270-A                                  | 19        | 68 17270-A                                  | 20        | B 17270-B                                   | 21        | 18 17270                                   | 22        | BF 17270                                   | 23        | 40 17270                                    | 18        |   |           | 7.50 x 15      | 4   |
| B 17270-A                                  | 19        | 68 17270-A                                  | 20        | B 17270-B                                   | 21        | 18 17270                                   | 22        | 18 17270                                   | 22        | 68 17270-B                                  | 20        |   |           | 7.50 x 15      | 6   |
| 40 17270                                   | 18        | 68 17270-A                                  | 20        | B 17270-B                                   | 21        | B 17270-B                                  | 21        | 18 17270                                   | 22        | 68 17270-B                                  | 20        |   |           | 9.00 x 13      |     |

● The B 17285 Driving Gear (7 teeth) is used exclusively.

§ Refer to page 630 for model application.

SPEEDOMETER GEAR CHART

1942-47 COMMERCIAL OR LIGHT TRUCK

| PART NUMBER OF DRIVEN GEAR | NO. TEETH | 3 SPEED TRANSMISSION        |           | 4 SPEED TRANSMISSION        |           | REAR AXLE |                                      | TIRE SIZE  | YEAR 19__ |
|----------------------------|-----------|-----------------------------|-----------|-----------------------------|-----------|-----------|--------------------------------------|--|-----------|
|                            |           | PART NUMBER OF DRIVING GEAR | NO. TEETH | PART NUMBER OF DRIVING GEAR | NO. TEETH | RATIO     | NO. OF TEETH ON RING GEAR AND PINION |  |           |
| 01Y 17271-A                | 18        | 21C 17285-B                 | 6         | 01Y 17285-A                 | 6         | 4.11 to 1 | 37-9                                 | 6.00 x 16 (4 & 6 Ply), 6.50 x 16 (4 & 6 Ply), 7.00 x 15 (4 Ply), 9.00 x 13 (6 Ply) | 42-47     |
| 01Y 17271-A                | 18        | 21C 17285-B                 | 6         | 01Y 17285-A                 | 6         | 4.55 to 1 | 41-11                                | 6.00 x 18 (6 Ply)  | 42-47     |
| 01Y 17271-B                | 19        | 21C 17285-C                 | 8         | 01Y 17285-B                 | 8         | 3.54 to 1 | 39-11                                | 6.00 x 18 (4 & 6 Ply)  | 42-47     |
| 01Y 17271-B                | 19        | 21C 17285-B                 | 6         | 01Y 17285-A                 | 6         | 4.55 to 1 | 41-11                                | 7.00 x 16 (4 & 6 Ply), 6.00 x 18 (4 Ply), 7.50 x 15 (4 Ply)                        | 42-47     |
| 01Y 17271-C                | 20        | 21C 17285-C                 | 8         | 01Y 17285-B                 | 8         | 3.54 to 1 | 39-11                                | 6.50 x 16 (4 & 6 Ply), 7.00 x 16 (4 & 6 Ply), 7.00 x 15, 7.50 x 15, 9.00 x 13      | 42-47     |
| 01Y 17271-C                | 20        | 21C 17285-C                 | 8         | 01Y 17285-B                 | 8         | 3.78 to 1 | 34-9                                 | 6.00 x 18 (6 Ply)  | 42-47     |
| 01Y 17271-C                | 20        | 21C 17285-B                 | 6         | 01Y 17285-A                 | 6         | 4.55 to 1 | 41-11                                | 6.00 x 16 (4 & 6 Ply), 6.50 x 16 (4 & 6 Ply), 7.00 x 15, 9.00 x 13                 | 42-47     |
| 01Y 17271-D                | 21        | 21C 17285-C                 | 8         | 01Y 17285-B                 | 8         | 3.54 to 1 | 39-11                                | 6.00 x 16 (4 & 6 Ply)  | 42-47     |
| 01Y 17271-D                | 21        | 21C 17285-C                 | 8         | 01Y 17285-B                 | 8         | 3.78 to 1 | 34-9                                 | 7.00 x 16 (4 & 6 Ply), 6.00 x 18 (4 Ply), 7.50 x 15                                | 42-47     |
| 01Y 17271-E                | 22        | 21C 17285-C                 | 8         | 01Y 17285-B                 | 8         | 3.78 to 1 | 34-9                                 | 6.00 x 16 (4 & 6 Ply), 6.50 x 16 (4 & 6 Ply), 7.00 x 15, 9.00 x 13                 | 42-47     |
| 01Y 17271-E                | 22        | 21C 17285-C                 | 8         | 01Y 17285-B                 | 8         | 4.11 to 1 | 37-9                                 | 6.00 x 18 (6 Ply)  | 42-47     |
| 01Y 17271-F                | 23        | 21C 17285-B                 | 6         | 01Y 17285-A                 | 6         | 4.11 to 1 | 37-9                                 | 7.00 x 16 (4 & 6 Ply), 6.00 x 18 (4 Ply), 7.50 x 15                                | 42-47     |



CHASSIS PARTS CATALOGUE

**SPEEDOMETER GEAR CHART**

134" WHEELBASE 1 TON TRUCK

| PART NUMBER OF DRIVEN GEAR | NO. TEETH | PART NUMBER OF DRIVING GEAR | NO. TEETH | REAR AXLE RATIO | TIRE SIZE             | YEAR 19__ |
|----------------------------|-----------|-----------------------------|-----------|-----------------|-----------------------|-----------|
| 01T 17271-A                | 18        | 01T 17285-B                 | 6         | 4.87 to 1       | 7.00 x 17 (8 Ply)     | 40-47     |
| 01T 17271-B                | 19        | 01T 17285-B                 | 6         | 4.87 to 1       | 7.00 x 17 (6 & 8 Ply) | 40-47     |
| 01T 17271-D                | 21        | 01T 17285-A                 | 5         | 6.67 to 1       | 7.00 x 17 (6 & 8 Ply) | 40-47     |

**SPEEDOMETER GEAR CHART**

TRUCKS EXCEPT 122" WHEELBASE (CONVENTIONAL REAR AXLE)

| PART NUMBER OF DRIVEN GEAR | NO. TEETH | PART NUMBER OF DRIVING GEAR | NO. TEETH | REAR AXLE RATIO           | TIRE SIZE  | YEAR 19__ |
|----------------------------|-----------|-----------------------------|-----------|---------------------------|--|-----------|
| AA 17271-B                 | 15        | AA 17285-B                  | 5         | 5.17 to 1                 | 30 x 5, 32 x 6   | 28-29     |
| AA 17271-D                 | 19        | AA 17285-D                  | 6         | 5.17 to 1                 | 30 x 5, 32 x 6   | 28-29     |
| AA 17271-D                 | 19        | AA 17285-F                  | 6         | 5.14 to 1                 | 30 x 5, 32 x 6   | 28-30     |
| AA 17271-D                 | 19        | AA 17285-H                  | 4         | 5.14 to 1                 | 30 x 5, 32 x 6   | 30-31     |
| AA 17271-E                 | 18        | AA 17285-E                  | 4         | 7.25 to 1 or<br>7.17 to 1 | 30 x 5, 32 x 6   | 28-29     |
| AA 17271-F                 | 17        | AA 17285-G                  | 4         | 6.67 to 1                 | 30 x 5, 32 x 6   | 30-31     |
| § AA 17271-F               | 17        | BB 17285-A                  | 4         | 6.67 to 1                 | 30 x 5, 32 x 6   | 29-30     |
| φ BB 17271-A               | 17        | BB 17285-A                  | 4         | 6.67 to 1                 | 30 x 5, 32 x 6, 6.00 x 20, 6.50 x 20   | 30-35     |
| BB 17271-B                 | 13        | BB 17285-B                  | 4         | 5.14 to 1                 | 30 x 5, 32 x 6, 6.00 x 20, 6.50 x 20   | 30-35     |
| 51 17271-A                 | 18        | 51 17285-B                  | 6         | 5.14 to 1                 | 7.00 x 20, 7.50 x 20, 8.25 x 18, 9.00 x 18, 32 x 6 Heavy Duty (10 Ply), 32 x 7, 34 x 7 | 35-39     |
| 51 17271-A                 | 18        | 51 17285-A                  | 5         | 6.67 to 1                 | 8.25 x 20  | 35-39     |
| 51 17271-B                 | 19        | 51 17285-B                  | 6         | 5.14 to 1                 | 6.50 x 20, 30 x 5, 32 x 6 Truck Tread (8 Ply)  | 35-39     |
| 51 17271-B                 | 19        | 51 17285-B                  | 6         | 5.83 to 1                 | 9.00 x 18, 8.25 x 20   | 35-39     |
| 51 17271-B                 | 19        | 51 17285-A                  | 5         | 6.67 to 1                 | 7.50 x 20, 8.25 x 18, 9.00 x 18, 34 x 7  | 35-39     |
| 51 17271-C                 | 20        | 51 17285-B                  | 6         | 5.14 to 1                 | 6.00 x 20  | 35-39     |
| 51 17271-C                 | 20        | 51 17285-B                  | 6         | 5.81 to 1                 | 7.50 x 20, 8.25 x 18, 34 x 7   | 35-39     |
| 51 17271-C                 | 20        | 51 17285-A                  | 5         | 6.67 to 1                 | 6.50 x 20, 7.00 x 20, 32 x 6 Heavy Duty (10 Ply), 32 x 7                               | 35-39     |
| 51 17271-D                 | 21        | 51 17285-B                  | 6         | 5.83 to 1                 | 6.50 x 20, 7.00 x 20, 32 x 6 Heavy Duty (10 Ply), 32 x 7                               | 35-39     |
| 51 17271-D                 | 21        | 51 17285-A                  | 5         | 6.67 to 1                 | 6.00 x 20, 30 x 5, 32 x 6 Truck Tread (8 Ply)  | 35-39     |
| 51 17271-E                 | 22        | 51 17285-B                  | 6         | 5.83 to 1                 | 6.00 x 20, 30 x 5, 32 x 6 Truck Tread (8 Ply)  | 38-39     |
| 01T 17271-A                | 18        | 01T 17285-B                 | 6         | 5.14 to 1                 | 7.00 x 20, 7.50 x 20, 8.25 x 18, 9.00 x 18, 32 x 6 Heavy Duty, 32 x 7, 34 x 7          | 40-47     |
| 01T 17271-A                | 18        | 01T 17285-A                 | 5         | 6.67 to 1                 | 8.25 x 20  | 40-47     |
| 01T 17271-B                | 19        | 01T 17285-B                 | 6         | 5.14 to 1                 | 6.50 x 20, 6.00 x 20, 30 x 5, 7.00 x 20, 32 x 6 Truck Tread                            | 40-47     |
| 01T 17271-B                | 19        | 01T 17285-B                 | 6         | 5.83 to 1                 | 9.00 x 18, 8.25 x 20   | 40-47     |
| 01T 17271-B                | 19        | 01T 17285-A                 | 5         | 6.67 to 1                 | 7.50 x 20, 8.25 x 18, 9.00 x 18, 34 x 7  | 40-47     |
| 01T 17271-C                | 20        | 01T 17285-B                 | 6         | 5.14 to 1                 | 6.00 x 20  | 40-47     |
| 01T 17271-C                | 20        | 01T 17285-B                 | 6         | 5.83 to 1                 | 7.50 x 20, 8.25 x 18, 34 x 7   | 40-47     |
| 01T 17271-C                | 20        | 01T 17285-A                 | 5         | 6.67 to 1                 | 6.50 x 20, 7.00 x 20, 32 x 6 Heavy Duty, 7.50 x 18, 32 x 7                             | 40-47     |
| 01T 17271-D                | 21        | 01T 17285-B                 | 6         | 5.83 to 1                 | 6.50 x 20, 7.00 x 20, 32 x 6 Heavy Duty, 7.50 x 18, 32 x 7                             | 40-47     |
| 01T 17271-D                | 21        | 01T 17285-A                 | 5         | 6.67 to 1                 | 6.00 x 20, 30 x 5, 7.00 x 20, 32 x 6 Truck Tread                                       | 40-47     |
| 01T 17271-E                | 22        | 01T 17285-B                 | 6         | 5.83 to 1                 | 6.00 x 20, 30 x 5, 7.00 x 20, 32 x 6 Truck Tread                                       | 40-44     |

§ Keyway Design

φ Square Design





## CHASSIS PARTS CATALOGUE

### SPEEDOMETER GEAR CHART

TRUCKS EXCEPT 122" WHEELBASE (TWO SPEED REAR AXLE)

| PART NUMBER OF<br>DRIVEN GEAR | NO.<br>TEETH | PART NUMBER OF<br>DRIVING GEAR | NO.<br>TEETH | REAR AXLE RATIO |             | TIRE SIZE  | YEAR<br>19__ |
|-------------------------------|--------------|--------------------------------|--------------|-----------------|-------------|--|--------------|
|                               |              |                                |              | HIGH            | LOW         |  |              |
| 51 17271-A                    | 18           | 51 17285-A                     | 5            | + 4.5 to 1      | + 6.25 to 1 | 7.00 x 20, 7.50 x 20, 8.25 x 18, 9.00 x 18, 32 x 6 Heavy Duty (10 Ply), 34 x 7           | 38-39        |
| 51 17271-A                    | 18           | 51 17285-B                     | 6            | Δ 5.14 to 1     | Δ 7.50 to 1 | 7.00 x 20, 7.50 x 20, 8.25 x 18, 9.00 x 18, 32 x 6 Heavy Duty (10 Ply) 32 x 7, 34 x 7    | 38-39        |
| 51 17271-B                    | 19           | 51 17285-A                     | 5            | + 4.5 to 1      | + 6.25 to 1 | 6.50 x 20, 32 x 6 Truck Tread (8 Ply), 32 x 7  | 38-39        |
| 51 17271-B                    | 19           | 51 17285-B                     | 6            | Δ 5.14 to 1     | Δ 7.50 to 1 | 6.50 x 20, 30 x 5, 32 x 6 Truck Tread (8 Ply)  | 38-39        |
| 51 17271-B                    | 19           | 51 17285-B                     | 6            | Δ 5.83 to 1     | Δ 8.11 to 1 | 9.00 x 18, 8.25 x 20   | 38-39        |
| 51 17271-C                    | 20           | 51 17285-A                     | 5            | + 4.5 to 1      | + 6.25 to 1 | 6.00 x 20, 30 x 5  | 38-39        |
| 51 17271-C                    | 20           | 51 17285-B                     | 6            | Δ 5.14 to 1     | Δ 7.50 to 1 | 6.00 x 20  | 38-39        |
| 51 17271-C                    | 20           | 51 17285-B                     | 6            | Δ 5.83 to 1     | Δ 8.11 to 1 | 7.50 x 20, 8.25 x 18, 34 x 7   | 38-39        |
| 51 17271-D                    | 21           | 51 17285-B                     | 6            | Δ 5.83 to 1     | Δ 8.11 to 1 | 6.50 x 20, 7.00 x 20, 32 x 6 Heavy Duty (10 Ply), 32 x 7                                 | 38-39        |
| 51 17271-E                    | 22           | 51 17285-B                     | 6            | Δ 5.83 to 1     | Δ 8.11 to 1 | 6.00 x 20, 30 x 5, 32 x 6 Truck Tread (8 Ply)  | 38-39        |
| 01T 17271-A                   | 18           | 01T 17285-A                    | 5            | + 4.5 to 1      | + 6.25 to 1 | 7.00 x 20, 7.50 x 20, 8.25 x 18, 9.00 x 18, 32 x 6 Heavy Duty, 34 x 7                    | 40-47        |
| 01T 17271-A                   | 18           | 01T 17285-B                    | 6            | Δ 5.14 to 1     | Δ 7.15 to 1 | 7.00 x 20, 7.50 x 20, 8.25 x 18, 9.00 x 18, 32 x 6 Heavy Duty, 7.50 x 18, 32 x 7, 34 x 7 | 40-47        |
| 01T 17271-B                   | 19           | 01T 17285-A                    | 5            | + 4.5 to 1      | + 6.25 to 1 | 6.50 x 20, 7.00 x 20, 32 x 6 Truck Tread, 7.50 x 18, 32 x 7                              | 40-47        |
| 01T 17271-B                   | 19           | 01T 17285-B                    | 6            | Δ 5.14 to 1     | Δ 7.15 to 1 | 6.50 x 20, 6.00 x 20, 30 x 5, 7.00 x 20, 32 x 6 Truck Tread                              | 40-47        |
| 01T 17271-B                   | 19           | 01T 17285-B                    | 6            | Δ 5.83 to 1     | Δ 8.11 to 1 | 9.00 x 18, 8.25 x 20   | 40-47        |
| 01T 17271-C                   | 20           | 01T 17285-A                    | 5            | + 4.5 to 1      | + 6.25 to 1 | 6.00 x 20, 30 x 5  | 40-47        |
| 01T 17271-C                   | 20           | 01T 17285-B                    | 6            | Δ 5.14 to 1     | Δ 7.15 to 1 | 6.00 x 20  | 40-47        |
| 01T 17271-C                   | 20           | 01T 17285-B                    | 6            | Δ 5.83 to 1     | Δ 8.11 to 1 | 7.50 x 20, 8.25 x 18, 34 x 7   | 40-47        |
| 01T 17271-D                   | 21           | 01T 17285-D                    | 6            | Δ 5.83 to 1     | Δ 8.11 to 1 | 6.50 x 20, 7.00 x 20, 32 x 6 Heavy Duty, 7.50 x 18, 32 x 7                               | 40-47        |
| 01T 17271-E                   | 22           | 01T 17285-B                    | 6            | Δ 5.83 to 1     | Δ 8.11 to 1 | 6.00 x 20, 30 x 5, 7.00 x 20, 32 x 6 Truck Tread   | 40-47        |

+ With Stewart-Warner change gear 1 to 1.391 Ratio (Mounted on Speedometer Head)(Driving Direct in Low Ratio).

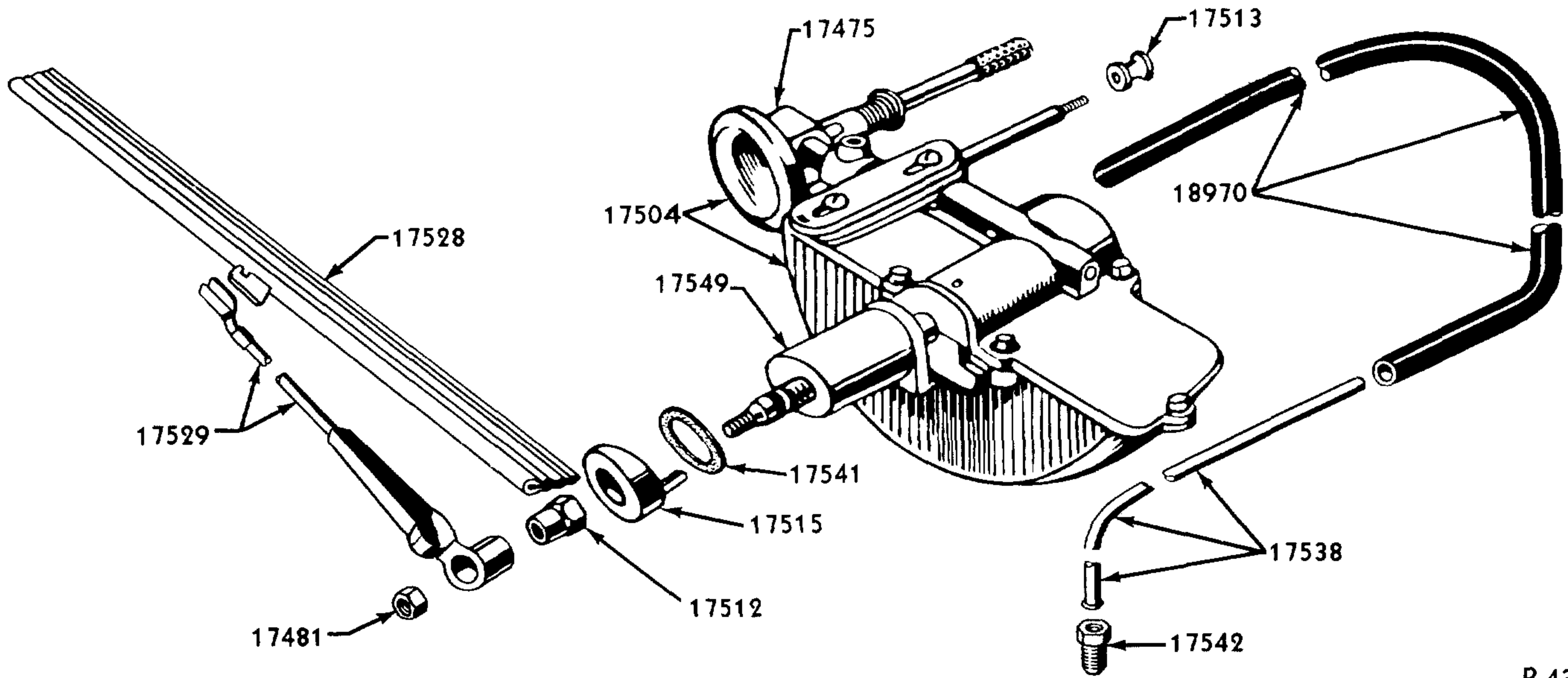
Δ With Stewart-Warner change gear 1.391 to 1 Ratio (Mounted on Speedometer Head)(Driving Direct in High Ratio).

### SPEEDOMETER GEAR CHART

122" WHEELBASE TRUCK

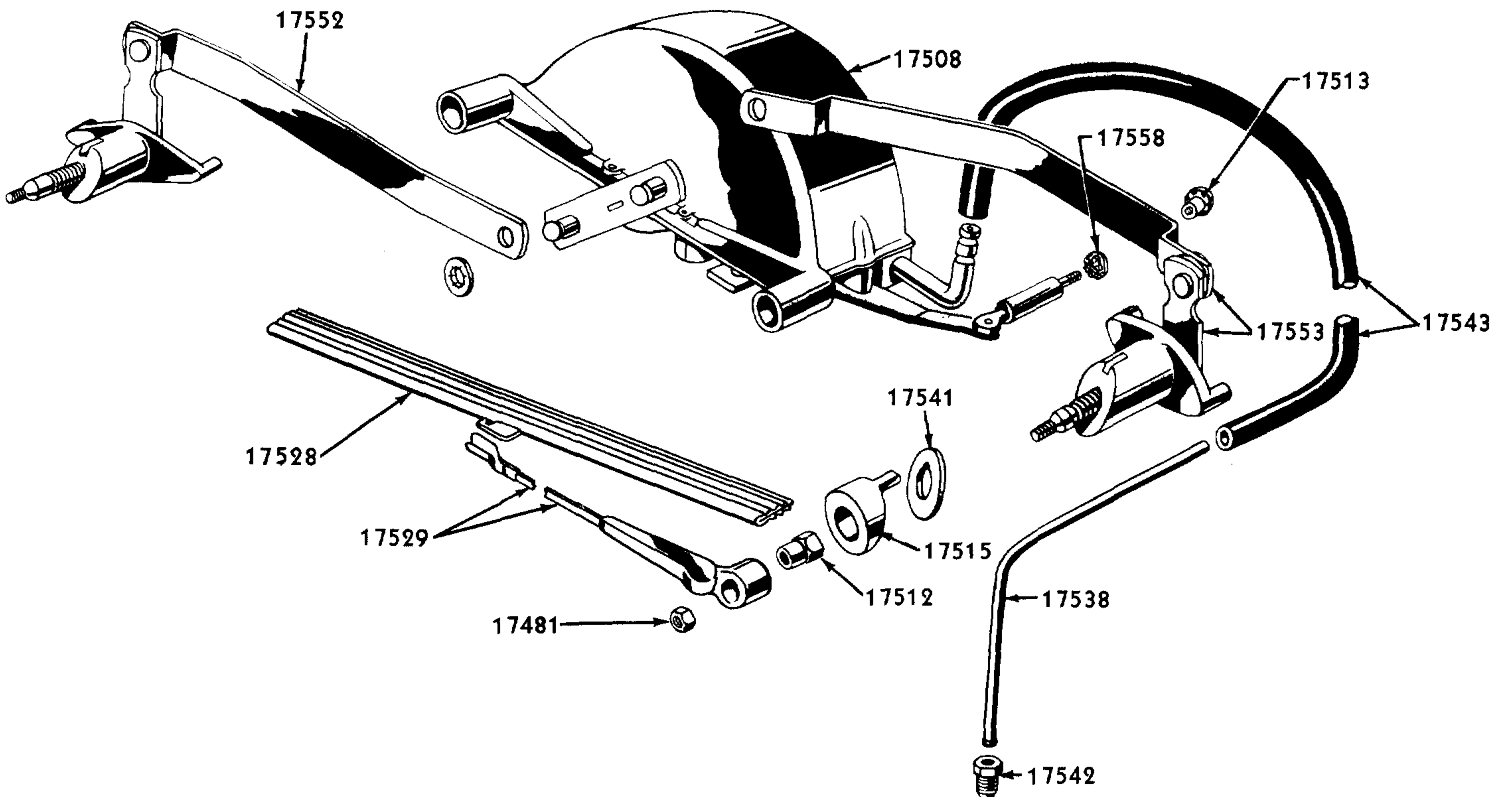
| PART NUMBER OF<br>DRIVEN GEAR | NO.<br>TEETH | PART NUMBER OF<br>DRIVING GEAR | NO.<br>TEETH | REAR AXLE<br>RATIO | TIRE SIZE                                    | YEAR<br>19__ |
|-------------------------------|--------------|--------------------------------|--------------|--------------------|--|--------------|
| 51 17271-A                    | 18           | 92D 17285                      | 4            | 6.67 to 1          | 7.00 x 16 (6 Ply), 7.50 x 16 (4 & 6 Ply)     | 39           |
| 51 17271-B                    | 19           | 92D 17285                      | 4            | 6.67 to 1          | 7.00 x 16 (4 Ply)                            | 39           |
| 51 17271-C                    | 20           | 91D 17285                      | 6            | 4.86 to 1          | 7.00 x 16 (4 & 6 Ply), 7.50 x 16 (4 & 6 Ply) | 39           |
| 51 17271-D                    | 21           | 82Y 17285                      | 5            | 6.67 to 1          | 7.00 x 17 (6 & 8 Ply), 7.50 x 17 (6 & 8 Ply) | 38-39        |
| 51 17271-D                    | 21           | 81Y 17285                      | 7            | 4.86 to 1          | 7.50 x 17 (8 Ply)                            | 38-39        |
| 51 17271-E                    | 22           | 81Y 17285                      | 7            | 4.86 to 1          | 7.00 x 17 (6 & 8 Ply), 7.50 x 17 (6 Ply)     | 38-39        |
| 01Y 17271-A                   | 18           | 01Y 17285-A                    | 6            | 4.86 to 1          | 7.50 x 17 (8 Ply)                            | 40-47        |
| 01Y 17271-B                   | 19           | 01Y 17285-A                    | 6            | 4.86 to 1          | 7.00 x 17 (6 & 8 Ply), 7.50 x 17 (6 Ply)     | 40-47        |
| 01Y 17271-C                   | 20           | 01Y 17285-A                    | 6            | 4.86 to 1          | 7.00 x 16 (4 & 6 Ply), 7.50 x 16 (4 & 6 Ply) | 40-47        |
| 01Y 17271-D                   | 21           | 02Y 17285                      | 5            | 6.67 to 1          | 7.00 x 17 (6 & 8 Ply), 7.50 x 17 (8 Ply)     | 40-47        |
| 01Y 17271-D                   | 21           | 01Y 17285-B                    | 8            | 4.11 to 1          | 7.00 x 17 (6 & 8 Ply), 7.50 x 17 (6 & 8 Ply) | 40-47        |
| 01Y 17271-E                   | 22           | 02Y 17285                      | 5            | 6.67 to 1          | 7.50 x 17 (6 Ply), 7.50 x 16 (4 & 6 Ply)     | 40-47        |
| 01Y 17271-E                   | 22           | 01Y 17285-B                    | 8            | 4.11 to 1          | 7.50 x 16 (4 & 6 Ply)                        | 40-47        |
| 01Y 17271-F                   | 23           | 02Y 17285                      | 5            | 6.67 to 1          | 7.00 x 16 (4 & 6 Ply)                        | 40-47        |
| 01Y 17271-F                   | 23           | 01Y 17285-B                    | 8            | 4.11 to 1          | 7.00 x 16 (4 & 6 Ply)                        | 40-47        |





P-432

1937-38 PASSENGER WINDSHIELD WIPER

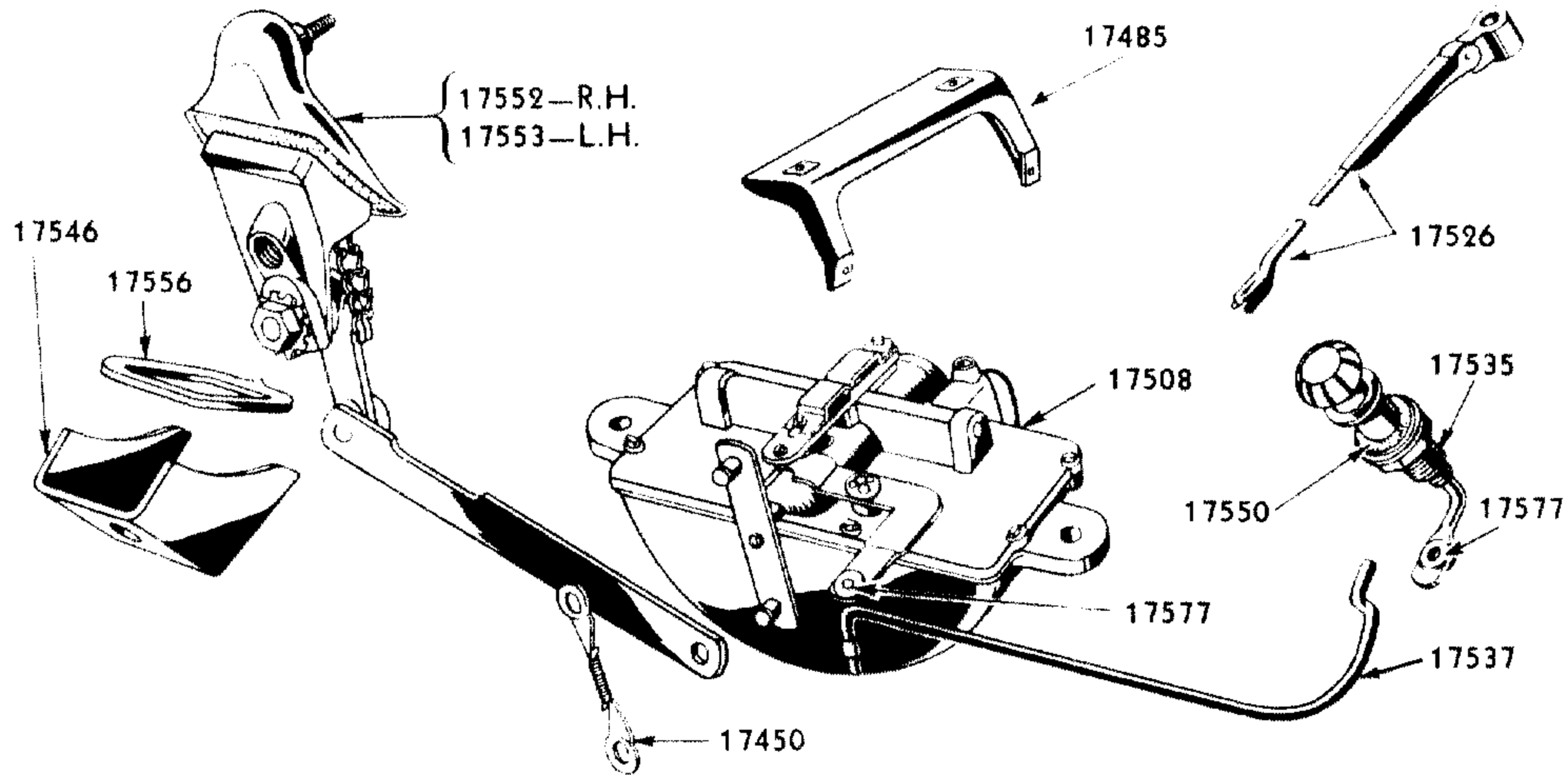


P-422

1939 PASSENGER WINDSHIELD WIPER

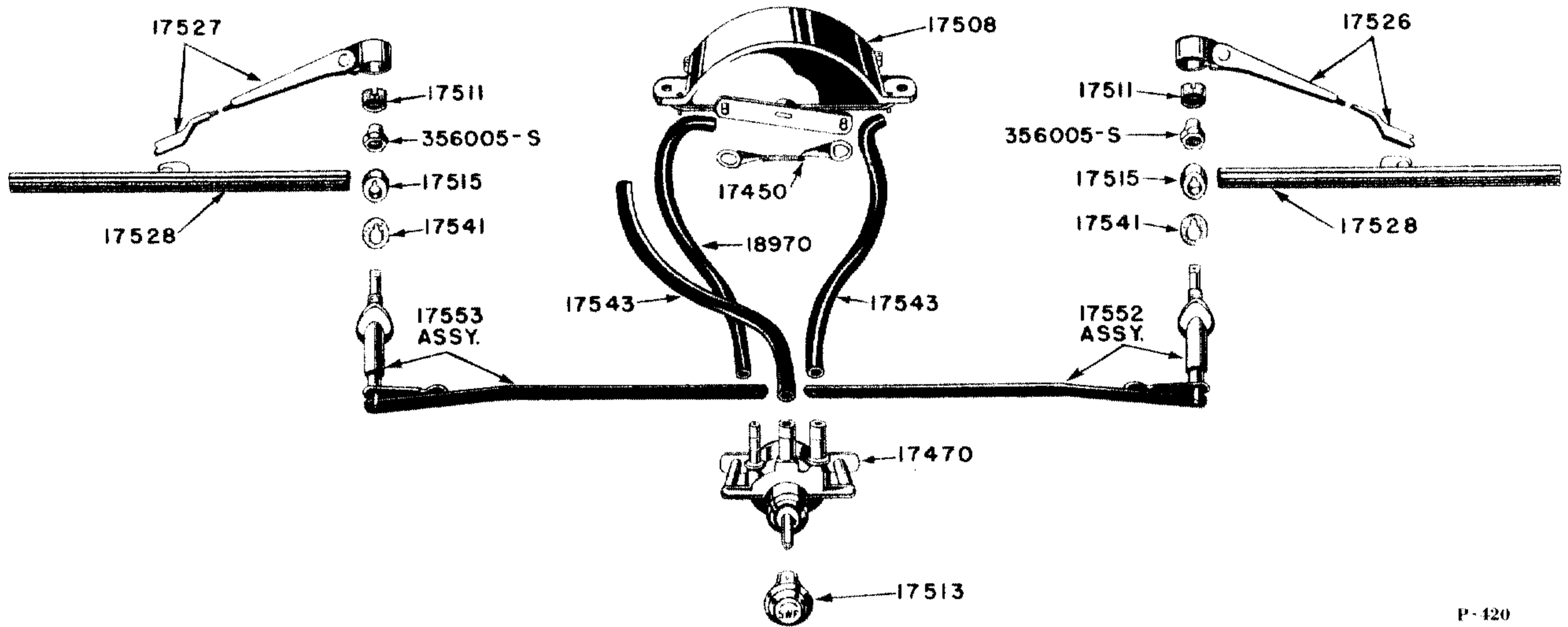
Basic numbers only shown on illustration. Order by Part Numbers shown in list of parts.

CHASSIS PARTS CATALOGUE



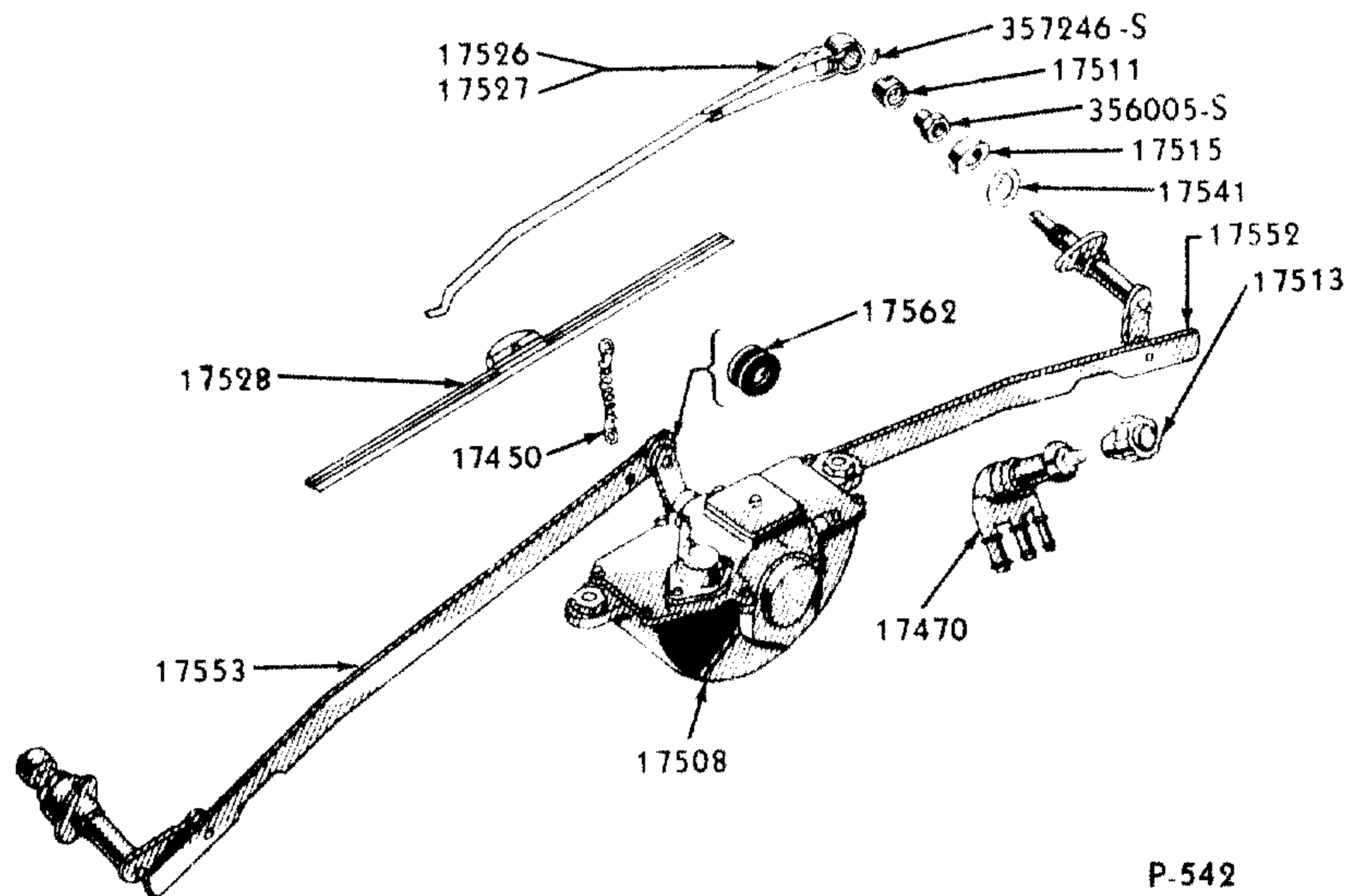
P-421

1940 PASSENGER WINDSHIELD WIPER



P-420

1941 PASSENGER WINDSHIELD WIPER



P-542

1946 PASSENGER WINDSHIELD WIPER

Basic numbers only shown on illustration. Order by Part Numbers shown in list of parts.



## CHASSIS PARTS CATALOGUE

| PART NUMBER             | PART NAME  | NO. REQ'D | MODEL   | YEAR<br>19__ |
|-------------------------|--|-----------|---|--------------|
| <b>Windshield Wiper</b> |  |           |   |              |
| 78 17450                | Plate & spring (windshield wiper retainer)   | 1         | (Convertibles, Station Wagon 1937)(Pass, Closed Cab, Panels 1939-42)  | 37-42        |
| 01A 17450               | Plate & spring (windshield wiper retainer)   | 1         | (Pass 1940)(Sedan Delivery 1941)  | 40-41        |
| 11A 17450               | Plate & spring (retainer)-Trico design   | 1         | Pass  | 41-48        |
| 21A 17464               | Kit (windshield wiper arm & driver)-consists of the following<br>1-51A 17481 Nut 1-51A 17511-C Driver<br>1-11A 17511 Driver 1-21A 17529 Arm<br>1-51A 17511-A Driver 1-51A 17585 Pin<br>1-357201-S Cotter Pin | 1         | (Pass 1934-48)(Comm, Closed Cabs, Panels except COE 1938-47)  | 34-48        |
| 21A 17465-A             | Kit (windshield wiper blade, arm & driver)-consists of the following<br>6-21A 17464 Arm & driver 12-68 17528-C Blade   | 1         | Pass, Comm, Trucks  | 28-36        |
| 21A 17465-B             | Kit (windshield wiper blade, arm & driver)-consists of the following<br>6-21A 17464 Arm & driver 12-78 17528-B Blade   | 1         | Pass, Comm, Trucks  | 36-42        |
| 11A 17470-B             | Control (windshield wiper)-less knob   | 1         | Pass  | 41           |
| 21A 17470-A             | Control (windshield wiper)-less knob-LHD-Trico design  | 1         | Pass  | 42-47        |
| 51A 17470-A             | Control assy (windshield wiper)-Trico  | 1         | Pass  | 47-48        |
| 48 17475-A              | Governor (windshield wiper)-for closed bodies  | 1         | Pass  | 35-36        |
| 48 17475-B              | Governor (windshield wiper)-for open bodies  | 1         | Pass  | 35-36        |
| 78 17475                | Governor (windshield wiper)  | 1         | Pass except Convertibles & Station Wagons   | 37-38        |
| 78 17481                | Nut (windshield wiper arm to windshield wiper body)-No. 10-32  | 1 or 2    | (Pass 1937-48 except Station Wagons & Convertibles)(Closed cabs, Panels 1937-47)  | 37-48        |
| 01A 17485               | Bracket (motor support mounting)   | 1         | Pass  | 40           |
| 11C 17489               | Connection (windshield wiper tee)  | 1         | (Pass 1937-48 except Convertibles & Station Wagons)(Closed Cab & COE 1938-47)   | 37-48        |
| 51A 17500-A             | Wiper (windshield)-complete-unitized design-use 51A 17508-D motor  | 1         | Pass  | 48           |
| 59C 17502               | Kit (windshield wiper)-RH -consists of<br>1 Complete RH windshield wiper assembly  | 1         | Comm, Trucks except COE   | 40-47        |
| 48 17504-A              | Motor assy (windshield wiper)  | 1         | Pass except Convertibles  | 35-36        |
| 48 17504-B              | Motor assy (windshield wiper)  | 1         | Convertible Sedan, Cabriolet  | 35-36        |
| 48 17504-C              | Motor assy (windshield wiper)  | 1         | Roadster, Phaeton   | 35-36        |
| 50 17504                | Motor assy (windshield wiper)  | 1         | Closed Cabs, Panel Delivery   | 35-36        |
|                         | 32937-S7 Screw (motor to windshield header)-No. 8-15 x 3/4"  | 2         | Station Wagon   | 35-36        |
|                         | 33800-S8 Nut (end of shaft)-outside-3/8"-24  | 1         | Station Wagon   | 35-36        |
| 77 17504                | Motor assy (windshield wiper)-RH   | 1         | Closed Cabs, Panel Delivery   | 37           |
| 78 17504                | Motor assy (windshield wiper)-RH   | 1         | (Pass-60 HP)(Pass-Tudor, Fordor, Coupe, Sedan Delivery-90 HP)   | 37           |
| 81A 17504               | Motor assy (windshield wiper)-RH   | 1         | Pass except Station Wagons & Convertibles   | 38           |
| 81W 17504               | Motor assy (windshield wiper)-with spacer & nut-RH   | 1         | COE   | 38-47        |
| 01C 17504               | Motor assy (windshield wiper)-RH   | 1         | Closed Cabs, Panels except COE  | 40-47        |
| 77 17505                | Motor assy (windshield wiper)-LH-LHD   | 1         | Closed Cabs, Panels   | 37-39        |
| 78 17505                | Motor assy (windshield wiper)-LH   | 1         | (Pass-60 HP)(Pass-Tudor, Fordor, Coupe, Sedan Delivery-90 HP)   | 37           |
| 81A 17505               | Motor assy (windshield wiper)-LH   | 1         | Pass except Station Wagons & Convertibles   | 38           |
| 81W 17505               | Motor assy (windshield wiper)-with spacer & nut-LH   | 1         | COE   | 38-47        |
| 01C 17505               | Motor assy (windshield wiper)-LH   | 1         | Closed Cabs, Panels except COE  | 40-47        |
| 21C 17505               | Motor assy (windshield wiper)-with spacer & nut-LH-replaced by 01C-17505   | 1         | Closed Cabs, Panels except COE  | 40-44        |
| A 17508-A               | Motor assy (vacuum windshield wiper)   | 1         | Pass (except Convertibles), Station Wagon, Closed Cab, plus Models 270A, 275A, 280A, 290A, 79B, 85B, 130B, 225A, 255A, 300A | 28-31        |
| A 17508-B               | Motor assy (vacuum windshield wiper)-replaced by B-17508-H   | 1         | Convertibles, Open Cab  | 30-32        |

+ No Longer Supplied



CHASSIS PARTS CATALOGUE

| PART NUMBER | PART NAME  | NO. REQ'D | MODEL   | YEAR 19__ |
|-------------|--|-----------|---|-----------|
| AA 17508    | Motor assy (vacuum windshield wiper)                                       | 1         | AA-330A   | 31        |
| B 17508-A   | Motor assy (vacuum windshield wiper)                                       | 1         | (Model 330-A 1931)(Victoria, Fordor Sedan 1931-32)(Coupe, Tudor Sedan, Sedan Delivery 1932)                                   | 31-32     |
| B 17508-B   | Motor assy (vacuum windshield wiper)                                       | 1         | (Victoria, Convertible Sedan 1930-32)(Model 330 1932)   | 30-32     |
|             | 27145-S13 Bolt (vacuum windshield wiper mounting)                          | 2         | Phaeton, Roadster, Open Cab   | 30-31     |
|             | 34803-S7 Lockwasher (vacuum windshield wiper mounting)                     | 2         | Phaeton, Roadster, Open Cab   | 30-31     |
|             | 351360-S7 Washer (vacuum windshield wiper shaft mounting)                  | 1         | Town Sedan, DeLuxe Fordor Sedan, Victoria, Town Car Delivery  | 30-31     |
| B 17508-E   | Motor assy (windshield wiper)  | 1         | (Phaeton, Roadster 1932-34)(Open Cab 1932)  | 32-34     |
| B 17508-F   | Motor assy (windshield wiper)  | 1         | Closed Cab  | 32-34     |
| 40 17508-A  | Motor assy (windshield wiper)  | 1         | Tudor & Fordor Sedan, Coupe, Sedan Delivery   | 33-34     |
| 40 17508-B  | Motor assy (windshield wiper)  | 1         | Cabriolet   | 33-34     |
| 46 17508    | Motor assy (windshield wiper)  | 1         | Station Wagon   | 32-35     |
| 78 17508-B  | Motor assy (windshield wiper)  | 1         | (Roadster, Phaeton 1937)(Cabriolet 1937-38)(Convertible Sedan 1937-39)(Station Wagon 1937-40)(Convertible Coupe 1939-40)      | 37-40     |
| 91A 17508-B | Motor assy (windshield wiper)-rotary type                                  | 1         | Pass except Convertible Sedan & Coupe, Station Wagon  | 39        |
| 91C 17508   | Motor assy (windshield wiper)  | 1         | Closed Cab, Panel   | 39        |
| 01A 17508-A | Motor assy (windshield wiper)-dual type                                    | 1         | Sedan Coupe, Convertible Club Coupe, Sedan Delivery   | 40        |
| 01A 17508-B | Motor assy (windshield wiper)-single blade type                            | 1         | (Sedan Coupe, Convertible Club Coupe 1940)(Sedan Delivery 1940-41)  | 40-41     |
| 11A 17508-A | Motor assy (windshield wiper)-dual type                                    | 1         | Pass  | 41        |
| 11A 17508-B | Motor assy (windshield wiper)-single blade type-LHD                        | 1         | Specials  | 41        |
| 21A 17508-A | Motor assy (windshield wiper)-Trico Design                                 | 1         | Pass  | 42        |
| 51A 17508-C | Motor assy (windshield wiper)-LHD-Trico Design                             | 1         | Pass except Sportsman   | 46-47     |
|             | 51A-7003630 Bracket (w/s wiper motor adaptor to cowl)                      | 1         | Pass  | 46-47     |
|             | 51A-7003634 Adaptor bracket (w/s wiper motor to bracket)                   | 1         | Pass  | 46-47     |
|             | †351198-S Washer (windshield wiper)  | 1         | Pass  | 46-47     |
|             | 358152-S Bushing (windshield wiper)-rubber                                 | 1         | Pass  | 46-47     |
|             | 351235-S Eyelet (windshield wiper)   | 1         | Pass  | 46-47     |
|             | 351234-S Eyelet (windshield wiper)-threaded                                | 1         | Pass  | 46-47     |
| 51A 17508-D | Motor assy (windshield wiper)-unitized design-use on 51A 17500-A w/s wiper | 1         | Pass  | 48        |
| †B 17511    | Grommet (windshield wiper)   | 1         | (Cabriolet, Convertible Sedan 1931)(Pass 1932, 1935-36)(Comm 1932-34)(Roadster, Phaeton 1933-34)(Station Wagon 1935-36)       | 31-36     |
| 11A 17511   | Driver (windshield wiper arm)-Trico Design                                 | 2         | Pass  | 34-47     |
|             | 357246-S7 Cotter pin (windshield wiper arm to driver)                      |           | Pass  | 42-48     |
| †B 17512    | Nut (windshield wiper tube to cowl)-chrome                                 | 1         | Roadster, Phaeton, Cabriolet  | 33-36     |
| 40 17512-B  | Nut (windshield wiper)-chrome  | 1         | Pass, Comm, Trucks except Roadster, Phaeton, Cabriolet  | 30-36     |
| 48 17512-B  | Nut (windshield wiper shaft)-chrome  | 1         | Roadster, Phaeton   | 35-36     |
| 78 17512    | Nut (windshield wiper holding)-chrome                                      | 1         | (Pass, Comm 1937)(Pass except Convertible Sedan, Phaeton, Convertible Coupe, Station Wagon 1938)(Closed Cabs, Panels 1938-47) | 37-47     |
| B 17513-B   | Button (windshield wiper operating stem)-No.10-30 thread                   | 1         | Pass, Comm  | 32        |
| 77 17513    | Knob (windshield wiper motor operating)                                    | 2         | Trucks  | 37-47     |

† No Longer Supplied



## CHASSIS PARTS CATALOGUE

| PART NUMBER  | PART NAME  | NO. REQ'D | MODEL   | YEAR<br>19__   |
|--------------|--|-----------|---|----------------|
| 91A 17513-B  | Knob (windshield wiper control)-rotary type control  | 1         | (Pass except Convertible Sedan & Coupe, Station Wagon)(Closed Cabs, Panels)<br>(Pass 1942)  | 39-42          |
| 11A 17513-C  | Knob (windshield wiper control)  | 1         | Pass except Specials  | 41             |
| 11A 17513-D  | Knob (windshield wiper control)  | 1         | Specials  | 41             |
|              | 357476-S Clip (wiper knob spring)  | 1         | Pass  | 41             |
| 21C 17513    | Button (windshield wiper operating stem)-replaced by 77 17513  | 1         | (Pass, Comm, Trucks Closed Body Type 1930-37)(Pass except Phaeton 1938)<br>(Convertible Sedan & Coupe, Station Wagon 1938-47)(Closed Cabs & Panels 1938-47)<br>(COE 1938 & 1941-47) | 30-47          |
| 51A 17513-D  | Knob (windshield wiper control)-LHD -Blue Gray Interior Finish   | 1         | Pass  | 42-48          |
|              | 356030-S13 Nut (knob)  | 1         | Pass  | 42-48          |
| 40 17515     | Grommet (windshield wiper)   | 1         | (Pass 1933-34)(Comm, Closed Cabs, Panels 1935-36)   | 33-36          |
| 68 17515     | Grommet (windshield wiper)   | 1         | Pass except Convertibles, Sedan Delivery, Station Wagon   | 35-36          |
| 81A 17515    | Spacer (windshield wiper mounting)-outer   | 1         | Pass except Convertible & Station Wagon   | 37-38          |
| 81C 17515    | Spacer (windshield wiper mounting)-outer   | 1         | Closed Cab, Panels  | 37-38          |
| 91A 17515    | Spacer (windshield wiper mounting)-outer   | 1         | Pass except Convertibles & Station Wagon  | 39             |
| 91C 17515    | Spacer (windshield wiper mounting)-outer   | 1         | Closed Cab, Panels  | 39             |
| 01C 17515    | Spacer (windshield wiper mounting)-outer   | 1         | Closed Cabs & Panels except COE   | 40-47          |
| 11A 17515-A  | Spacer (windshield wiper mounting)-outer-Trico Design  | 1         | Pass  | 41-48          |
| 11A 17515-B  | Spacer (windshield wiper mounting)-outer-LHD-use with single blade type wiper  | 1         | Specials  | 41             |
| †21A 17515   | Spacer (windshield wiper mounting)-outer-King-Seeley Design  | 2         | Pass  | 42-47          |
| 48 17517     | Tube (windshield wiper)-on stanchion   | 1         | (Pass 1930-31)(Roadster, Phaeton 1933-36)   | 30-36          |
| 68 17518-B   | Grommet-.34" I.D. x .62" O.D. x .02" thick   | 1         | Roadster, Phaeton, Station Wagon  | 36             |
| †A 17524     | Plate (vacuum windshield wiper mounting)-Use on cars not originally equipped with vacuum wiper   | 1         | Pass  | 29-30          |
|              | A-14593-B Grommet (vacuum windshield wiper support)  | 2         | Phaeton, Roadster, Open Cab   | 30-31          |
| 51A 17526-B  | Arm (windshield wiper)-RH-replaced by 21A 17464 kit  | 1         | Pass  | 42-48          |
| 51A 17527-B  | Arm (windshield wiper)-LH-replaced by 21A 17464 Kit  | 1         | Pass  | 42-48          |
| 68 17528-C   | Blade (windshield wiper)-rustless steel-8 1/4" long  | 1         | (Pass 1932-39)(Comm 1933-39)(Trucks 1935-39)  | 32-39          |
| 78 17528-A   | Blade (windshield wiper)-Black-8 1/4" long-replaced by 68-17528-C  | 2         | COE   | 40-44          |
| 78 17528-B   | Blade (windshield wiper)-chrome-8 1/4" long  | 1         | (Pass 1932-39)(Comm 1932-39)(Trucks 1937-39)  | 32-39          |
| 78 17528-B   | Blade (windshield wiper)-chrome-8 1/4" long  | 2         | COE   | 40-47          |
| 99A 17528    | Blade (windshield wiper)-9" long-chrome-Trico Design   | 2         | (Pass 1940-42)(Closed Cabs, Panels except COE 1940-44)  | 40-44          |
| 99A 17528    | Blade (windshield wiper)-9" long-chrome-Trico Design   | 2         | Comm, Trucks  | 46-47          |
| †21A 17528-A | Blade (windshield wiper)-King-Seeley Design  | 2         | Pass  | 42-47          |
| 51A 17528-A  | Blade (windshield wiper)-9" long-Trico Design  | 2         | Pass  | 41-48          |
| APA 17528-B  | Blade kit (windshield wiper)-9" blade-consists of the following<br>2- 21A 17528-E Blade 1- 51A 17531-B Converter<br>2- 51A 17531-C Converter | 1<br>1    | Pass<br>Comm, Trucks (except COE)   | 40-48<br>40-47 |
| B 17529-G    | Arm & spring assy (vacuum windshield wiper)-Black-6 3/4" long  | 1         | Pass, Comm  | 28-32          |
| B 17529-K    | Arm & spring assy (windshield wiper)-Black-6" long   | 1         | Pass  | 32-34          |
| B 17529-N    | Arm & spring assy (windshield wiper)-chrome-8" long -replaced by 21A 17464   | 1         | (Pass 1932-34)(Comm 1932, 35, 36)(Trucks 1935)  | 32-36          |
| B 17529-P    | Arm & spring assy (windshield wiper)-Black-9 1/2" long   | 1         | (Models AA-315A, 330A)(Pass-Std Tudor, Fordor, Coupe 1932, 35-36)(Comm 1932-34)<br>(Trucks 1932-34)   | 31-36          |

† No Longer Supplied



CHASSIS PARTS CATALOGUE

| PART NUMBER | PART NAME  | NO. REQ'D | MODEL  | YEAR<br>19__ |
|-------------|--|-----------|--|--------------|
| B 17529-Q   | Arm & spring assy (vacuum windshield wiper)-chrome-9 1/2" long                           | 1         | (Pass 1932,35-36)(Comm 1932-34,36)<br>(Truck 1932-34)  | 32-36        |
| 78 17529-B  | Arm,clip & retainer (windshield wiper)-chrome-replaced by 21A-17464                      | 2         | (Pass, except Convertible, Station Wagon 1938-39)(Comm,Trucks 1938-39)<br>(COE 1940-47)          | 38-47        |
| B 17530-B   | Retainer (vacuum windshield wiper arm spring)  | 1         | (Pass 1928-32)(Roadster,Phaeton 1936)<br>(Comm 1928-34)(Trucks 1932-34)                          | 28-36        |
| 68 17531    | Spring (windshield wiper arm retainer)   | 2         | Tudor,Fordor,Coupe,Sedan Delivery,Station Wagon  | 36           |
| 68 17532    | Rod (windshield wiper arm retainer spring)   | 2         | Tudor,Fordor,Coupe,Sedan Delivery,Station Wagon  | 36           |
| †B 17533-B  | Spring retainer & pivot plate (vacuum windshield wiper)-Black                            | 1         | Pass,Comm,Trucks   | 31-36        |
| A 17534-A   | Control assy (vacuum windshield wiper)   | 1         | Pass,Comm  | 29-31        |
| A 17534-B   | Control assy (vacuum windshield wiper)   | 1         | Pass,Comm  | 28-30        |
| 78 17534    | Stem (windshield wiper control)  | 1         | (Roadster 1937)(Convertible Sedan, Phaeton,Convertible Coupe 1937-39)<br>(Station Wagon 1938-39) | 37-39        |
|             | 351076-S7 Nut (windshield wiper control stem assembly)-instrument panel holding-9/16"-18 | 1         | Station Wagon  | 37           |
| 91A 17534-B | Stem (windshield wiper control)-rotary type control                                      | 1         | Pass except Convertible & Station Wagon  | 39           |
| 01A 17535-A | Stem,spacer & nut (windshield wiper control)   | 1         | (Pass-Std 1940)(Sedan Delivery 1941)   | 40-41        |
|             | 78-16822-B Grommet (windshield wiper tube hole in dash)                                  | 1         | (Sedan Delivery 1942)(Comm,Trucks-6 cyl-1942-47)   | 42-47        |
| 01A 17535-B | Stem,spacer & nut (windshield wiper control)   | 1         | Pass-DeLuxe  | 40           |
| 01C 17535   | Stem,spacer & nut (windshield wiper control)   | 1         | Closed Cab, Panels   | 40           |
| 11C 17535-B | Stem,spacer & nut (windshield wiper control)   | 1         | Comm,Trucks except Sedan Delivery & COE  | 41-47        |
| 21C 17535   | Stem assy (windshield wiper control)-complete-replaced by 11C-17535-B                    | 1         | Comm,Trucks except Sedan Delivery & COE  | 41-44        |
| 78 17537    | Rod (windshield wiper control stem connecting)   | 1         | (Pass 1937)(Station Wagon 1938-40)<br>(Convertibles 1939-40)                                     | 37-40        |
| 91A 17537   | Rod (windshield wiper control stem connecting)-rotary control                            | 1         | Pass except Convertibles & Station Wagon   | 39           |
| 01A 17537   | Rod (windshield wiper control stem connecting)   | 1         | (Pass except Station Wagon 1940)(Sedan Delivery 1941)  | 40-41        |
| †21A 17537  | Rod (windshield wiper control stem connecting)-King-Seeley Design                        | 1         | Pass   | 42-47        |
|             | 351024-S7 Nut (windshield wiper control stem)-7/16"-27                                   | 1         | Pass   | 40-47        |
|             | †351407-S7 Washer (windshield wiper control stem)-29/64"                                 | 1         | Pass   | 40-47        |
|             | 34908-S2 Lockwasher (windshield wiper control stem)-7/16"                                | 1         | Pass   | 40-47        |
| 40 17538    | Tube (windshield wiper)-manifold to dash-3/16" O.D. x approximately 10" long             | 1         | (Pass,Comm 1933-36)(Trucks 1935-36)<br>(8 cyl)   | 33-36        |
|             | 353052-S5 Plug (windshield wiper tube hole)-1/8"-27                                      | 1         | Pass,Comm,Trucks   | 32-36        |
| 78 17538    | Tube (manifold to dash)-7/32" O.D. x approximately 10" long                              | 1         | Pass,Comm,Trucks   | 37-39        |
| 91A 17538-A | Tube (manifold to dash)-9" long  | 1         | Pass,Comm,Trucks   | 39           |
| 91A 17538-B | Tube (manifold to dash)-3 9/16" long   | 1         | Pass,Comm,Trucks except Convertibles   | 40           |
| 91A 17538-B | Tube (manifold to dash)-3 9/16" long   | 1         | Comm,Trucks  | 42           |
| †01A 17538  | Tube (windshield wiper & vacuum top)-manifold to dash                                    | 1         | Convertibles   | 40           |
| 0NA 17538   | Tube (windshield wiper)-1/4" O.D. x 8 1/2" long  | 1         | (4 cyl)  | 41-42        |
| 51A 17538   | Tube (carburetor to vacuum tank)-40" long  | 1         | Pass(Refer to Windshield Wiper Vacuum Tank)  | 42-48        |
| †A 17540    | Connection (vacuum windshield wiper tube)-on manifold                                    | 1         | Pass,Comm  | 29-31        |
|             | 351051-S7 Nut (windshield)-1/2"-20   | 1         | Pass,Comm  | 30-31        |

† No Longer Supplied





## CHASSIS PARTS CATALOGUE

| PART NUMBER  | PART NAME  | NO. REQ'D | MODEL  | YEAR 19__ |
|--------------|--|-----------|--|-----------|
| 68 17541-B   | Washer (windshield wiper grommet)  | 1         | Station Wagon  | 36        |
| 11A 17541    | Washer (windshield wiper pivot shaft mounting spacer)-outer                                    | 2         | (Pass 1941-48)(Closed Cabs, Panels 1939-47)  | 37-48     |
|              |  | 1         | (Pass except Convertibles & Station Wagon)   | 37-39     |
| 21A 17541    | Washer (windshield wiper pivot shaft mounting spacer)-outer                                    | 2         | Pass   | 41-48     |
|              | 356005-S13 Nut (windshield wiper link & shaft to cowl panel retainer)-<br>Trico Design-3/8"-24 | 1         | Pass   | 41-48     |
| B 17542-A    | Nut (windshield wiper to valve chamber plug)-3/8"-24<br>replaced by 351112-S                   | 2or3      | Pass, Comm, Trucks   | 29-36     |
|              | 351112-S Nut (windshield wiper to valve chamber plug)-3/8"-24                                  | 2or3      | Pass, Comm, Trucks   | 29-36     |
| B 17542-A    | Nut (valve chamber cover to distributor base tube)-<br>3/8"-24-replaced by 351112-S            |           | Refer to 12000 Distributor Group   |           |
| 78 17542-A   | Nut (windshield wiper tube to manifold)-3/8"-24-<br>diameter .25"                              | 1         | Pass, Comm, Trucks   | 37-39     |
| 91A 17542-A  | Nut (windshield wiper tube to manifold)-3/8"-24-<br>diameter .28"                              | 1         | (Pass, Comm 1939-40)(Trucks 1939-42)   | 39-42     |
| 91C 17543-A  | Hose (windshield wiper)-.19" I.D. x 88" long   | 1         | (Tudor, Fordor, Coupe-Sedan Delivery Std 1937)(Closed Cab & Panel Delivery except COE 1937-47) | 37-47     |
| 99A 17543    | Hose (windshield wiper)-1/4" I.D. x 60" long   | As Req'd  |  | 38-48     |
| 99A 17543    | Hose (vacuum control valve & speedometer adapter)-<br>1/4" I.D. x 42" long                     | 1         | (Refer to 01W 4283M) Trucks except 122"  | 45-47     |
| 01A 17543-B  | Hose (windshield wiper)-15" long   | 2         | Convertibles   | 40        |
| 7RC 17543-B  | Hose (windshield wiper)-1/4" I.D. x 60" long   | As Req'd  |  | 38-48     |
|              | 40-19970 Hose (windshield wiper)-11/64" I.D. x 72" long  | As Req'd  |  | 28-48     |
| †51A 17545   | Connector (vacuum tank to windshield wiper tube)-<br>2" long                                   |           | Refer to Windshield Wiper, Vacuum Tank Group   |           |
| 78 17546     | Clamp (chain housing)  | 2         | Convertibles, Station Wagon  | 37-40     |
| 01A 17546    | Clamp (chain housing)  | 2         | (Pass except Station Wagon 1940)(Sedan Delivery 1941)  | 40-41     |
| 68 17549     | Grommet (windshield wiper)   | 1         | Closed Cab, Panel Delivery   | 36        |
| 78 17549-B   | Spacer (windshield wiper control stem)   | 1         | Station Wagon  | 37        |
|              | 26579-S Screw (windshield wiper tube to dash)-1/4"-20 x 1 1/2"                                 | 1         | Station Wagon  | 37        |
|              | 34805-S8 Lockwasher-1/4"   |           |  |           |
| 78 17549-B   | Spacer (windshield wiper control stem)   | 1         | Convertibles, Station Wagon  | 38-40     |
| †81A 17549   | Spacer (windshield wiper mounting)-inner   | 1         | Pass except Station Wagon  | 37-38     |
| 81C 17549    | Spacer (windshield wiper mounting)-inner   | 1         | Closed Cab, Panels   | 38        |
| 81W 17549    | Spacer (windshield wiper mounting)-inner   | 1         | COE  | 38-47     |
| 01C 17549    | Spacer (windshield wiper mounting)-inner   | 1         | Panels, Closed Cabs except COE   | 40-47     |
| 11A 17549    | Spacer (windshield wiper mounting)-outer-LHD-use<br>with single blade type wiper               | 1         | Specials   | 41-42     |
| 78 17550     | Gasket (windshield wiper control stem)   | 1         | Convertibles, Station Wagon  | 38-40     |
| †01A 17550   | Gasket (windshield wiper control stem)   | 1         | Pass except Station Wagon  | 40        |
| †21A 17551-A | Spacer (windshield wiper remote control stem)-LHD-<br>Trico Design                             | 1         | Pass   | 42-48     |
|              | †357416-S7 Pin (pivot shaft)-King-Seeley<br>Design   | 2         | Pass   | 42-47     |
| 78 17552     | Shaft, chain & connecting arm (windshield wiper pivot)-RH                                      | 1         | Convertibles, Station Wagon  | 37-40     |
| 91A 17552    | Shaft & connecting arm (windshield wiper pivot)-RH   | 1         | Tudor, Fordor, Coupe, Sedan Delivery   | 39        |
| 91C 17552    | Shaft & connecting arm (windshield wiper pivot)-RH   | 1         | Closed Cabs, Panel Delivery  | 39        |

† No Longer Supplied



CHASSIS PARTS CATALOGUE

| PART NUMBER | PART NAME   | NO. REQ'D | MODEL   | YEAR<br>19__ |
|-------------|---|-----------|---|--------------|
| 01A 17552-A | Shaft, chain & connecting arm (windshield wiper pivot)-RH-arm 18.83" long   | 1         | Pass except Station Wagon   | 40           |
| 01A 17552-B | Shaft, chain & connecting arm (windshield wiper pivot)-RH-arm 18.83" long   | 1         | Convertibles, Station Wagon   | 40           |
| 01A 17552-C | Shaft, chain & connecting arm (windshield wiper pivot)-RH-arm 18.72" long   | 1         | Convertibles, Station Wagon   | 40           |
| 01A 17552-D | Shaft, chain & connecting arm (windshield wiper pivot)-RH-arm 18.72" long   | 1         | (Tudor, Fordor, Coupe 1940)(Sedan Delivery 1940-41)                 | 40-41        |
| 11A 17552   | Shaft & connecting arm (windshield wiper pivot)-RH-Trico Design   | 1         | Pass  | 41-42        |
| 51A 17552-A | Shaft & connecting arm (windshield wiper pivot)-RH-Trico Design   | 1         | Pass  | 46-47        |
| 78 17553    | Shaft, chain & connecting arm (windshield wiper pivot)-LH   | 1         | Convertibles, Station Wagon   | 37-40        |
| 91A 17553   | Shaft & connecting arm (windshield wiper pivot)-LH  | 1         | Pass except Convertibles & Station Wagon                            | 39           |
| 91C 17553   | Shaft & connecting arm (windshield wiper pivot)-LH  | 1         | Closed Cab, Panels  | 39           |
| 01A 17553-A | Shaft, chain & connecting arm (windshield wiper pivot)-LH-housing 1.75" wide  | 1         | Pass except Station Wagon   | 40           |
| 01A 17553-B | Shaft, chain & connecting arm (windshield wiper pivot)-LH-housing 1.53" wide  | 1         | Convertible, Station Wagon  | 40           |
| 01A 17553-C | Shaft, chain & connecting arm (windshield wiper pivot)-LH-housing 1.53" wide with angular link from connecting arm to housing | 1         | Convertible & Station Wagon   | 40           |
| 01A 17553-D | Shaft, chain & connecting arm (windshield wiper pivot)-LH-housing 1.75" wide with angular link from connecting arm to housing | 1         | (Tudor, Fordor, Coupe 1940)(Sedan Delivery 1940-41)                 | 40-41        |
| 11A 17553   | Shaft & connecting arm (windshield wiper pivot)-LH-Trico Design   | 1         | Pass  | 41-42        |
| 51A 17553-A | Shaft & connecting arm (windshield wiper pivot)-LH-Trico Design   | 1         | Pass  | 46-47        |
| 78 17556    | Pad (windshield wiper chain housing)  | 2         | Pass, Convertibles, Station Wagon                                   | 37-40        |
| 01A 17556   | Pad (windshield wiper chain housing)  | 2         | (Pass except Station Wagon 1940)(Sedan Delivery 1941)               | 40-41        |
| 81A 17558   | Grommet (windshield wiper)  | 2         | Pass except Convertibles & Station Wagon                            | 38-39        |
|             | B-14604 Grommet (windshield wiper tube to vacuum cover)   | 1         | COE   | 38-47        |
| †91A 17558  | Grommet-rotary type control   | 2         | (Pass except Convertibles, Station Wagon 1939)(Coupe-5 Window-1940) | 39-40        |
| 51A 17562   | Grommet (windshield wiper connecting arm)-5/16 (3/16 x 19/32)   | 2         | Pass  | 46-48        |
| 01C 17572   | Rod (windshield wiper control stem)   | 1 or 2    | Closed Cabs, Panels except COE                                      | 40-47        |
| 48 17575-A  | Shaft (tandem windshield wiper connecting)-18-11/16" long   | 1         | Pass, Comm. Trucks  | 35-36        |
| 48 17575-C  | Shaft (tandem windshield wiper connecting)-19-13/16" long   | 1         | Pass  | 35-36        |
|             | 26456-S13 Screw (tandem windshield wiper connecting)-No.6-32 x 1/4"   | 1         | Pass  | 28-30        |
|             | 34051-S7 Nut (tandem windshield wiper connecting)-No.6-32   | 1         | Pass  | 28-30        |
|             | 34801-S7 Lockwasher (tandem windshield wiper connecting)-No.6   | 1         | Pass  | 28-30        |
| 51A 17575   | Nut (body & nozzle)-5/16"-32  | 2         | Pass (Refer to Windshield Washer Group)                             | 42-48        |
| 01A 17577   | Grommet (windshield wiper control stem)   | 2         | Closed Cabs, Panels   | 40           |
| †21A 17579  | Collar (windshield wiper pivot shaft)-King-Seeley Design  | 2         | Pass  | 42-47        |
| †B 17580-B  | Retainer assy (tandem windshield wiper spring)-chrome   | 2         | (Pass 1932-36)(Trucks 1935-36)(Comm 1936)                           | 32-36        |

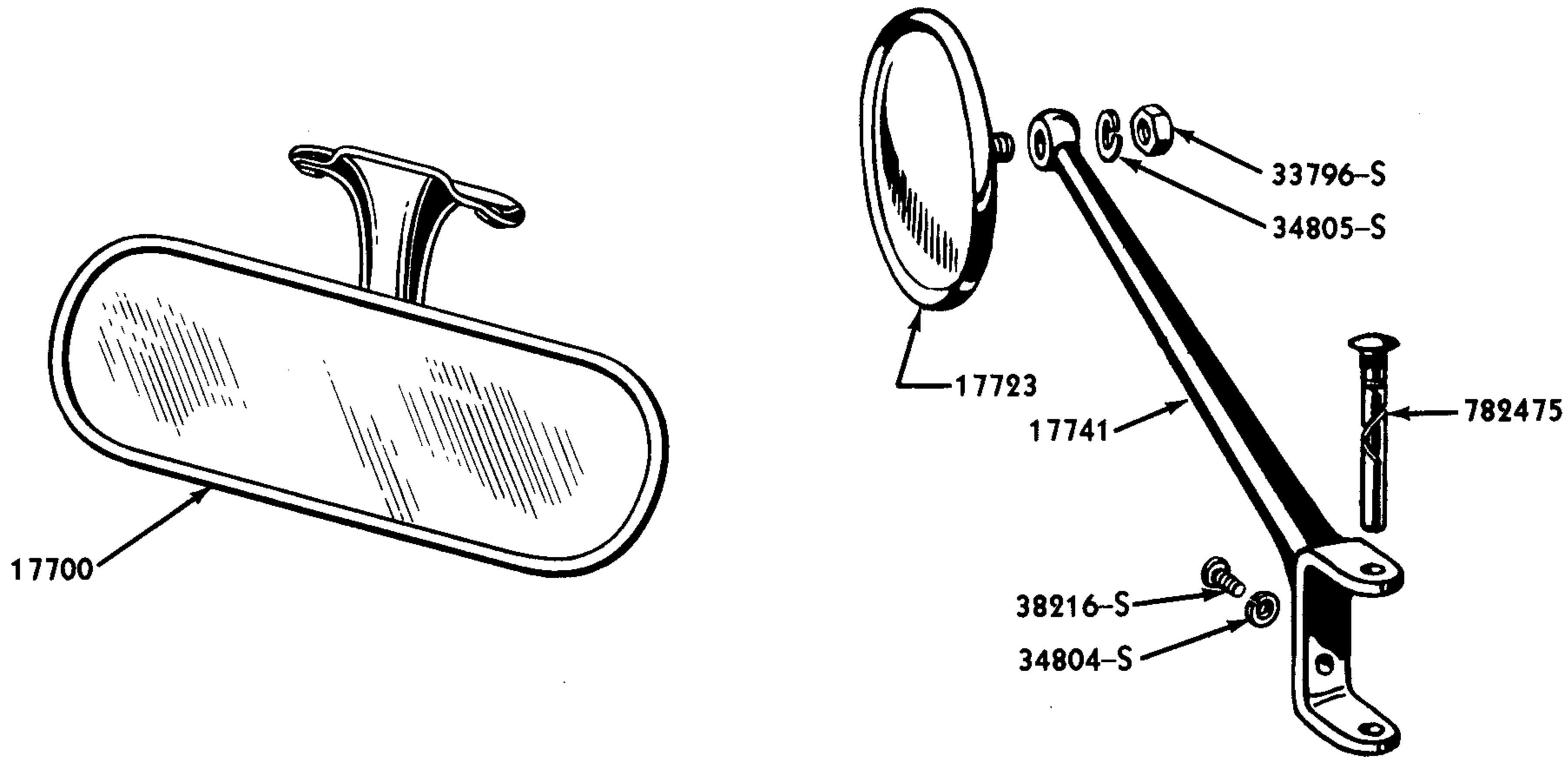
† No Longer Supplied



## CHASSIS PARTS CATALOGUE

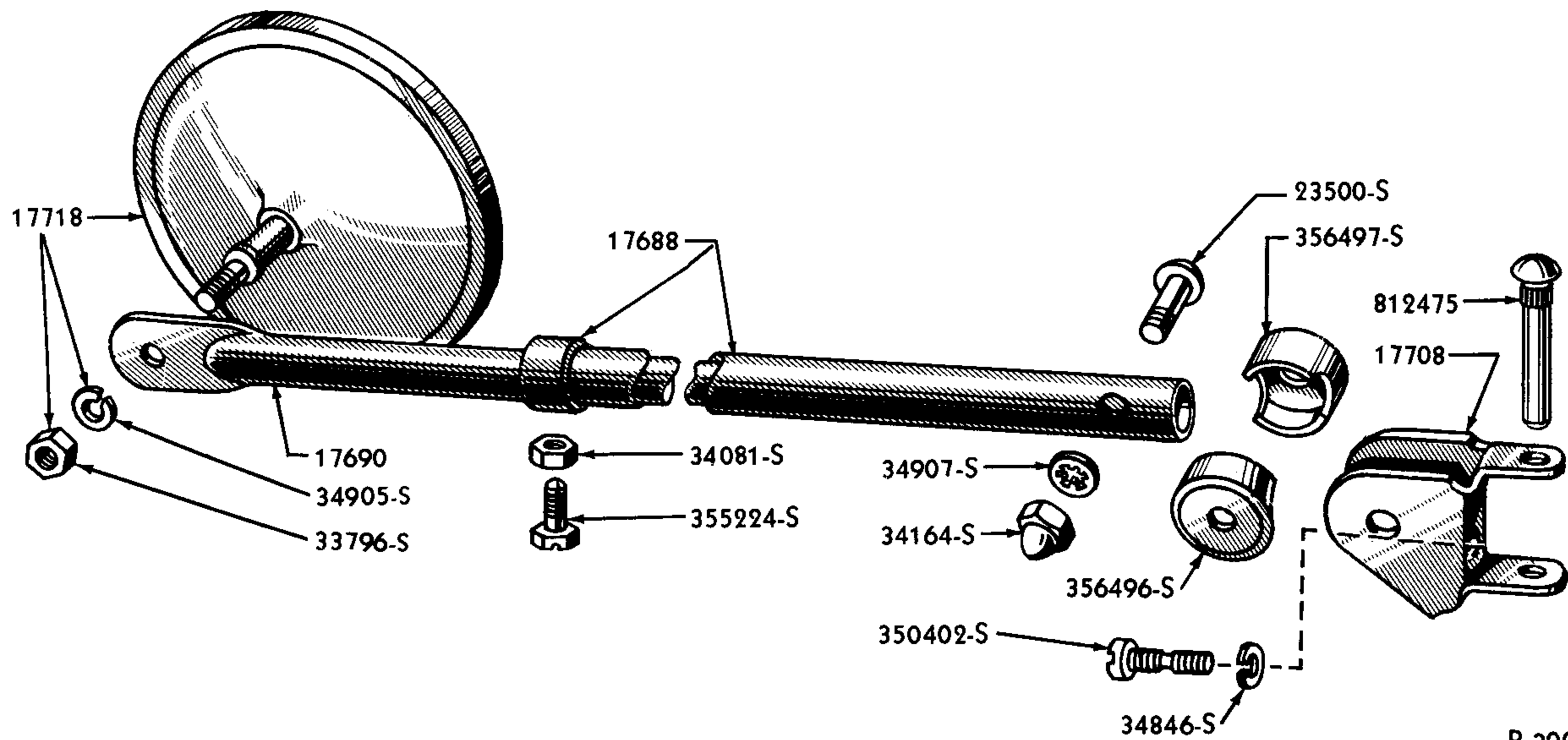
| PART NUMBER | PART NAME   | NO. REQ'D | MODEL   | YEAR 19__ |
|-------------|---|-----------|---|-----------|
| †51A 17580  | Hose (windshield washer tee to nozzle)  |           | Refer to Windshield Washer Group  |           |
| 48 17582    | Lever, spring & retainer assy (windshield wiper)                                      | 1         | Roadster, Phaeton   | 35-36     |
| 68 17582-A  | Lever, spring & retainer assy (tandem windshield wiper)-RH-10" long                   | 1         | Tudor, Fordor, Coupe, Sedan Delivery  | 35-36     |
| 68 17582-B  | Lever, spring & retainer assy (tandem windshield wiper)-RH-9 1/4" long                | 1         | Station Wagon   | 36        |
| †A 17583-B  | Lever (electric windshield wiper switch)-1 1/8" long                                  | 1         | Pass  | 29-30     |
| 48 17583    | Lever, spring & retainer assy (windshield wiper)-LH                                   | 1         | Roadster, Phaeton   | 35-36     |
| 68 17583-A  | Lever, spring & retainer assy (tandem windshield wiper)-LH-10" long                   | 1         | Tudor, Fordor, Coupe, Sedan Delivery  | 36        |
| 68 17583-B  | Lever, spring & retainer assy (windshield wiper)-LH-9 1/2" long                       | 1         | Station Wagon   | 36        |
| 48 17584-A  | Swivel assy (tandem windshield wiper)-replaced by 68 17584                            | 1         | Roadster, Phaeton   | 35-36     |
| 68 17584    | Swivel assy   | 1         | Tudor, Fordor, Coupe, Station Wagon, Sedan Delivery, Closed Cab, Panel Delivery | 35-36     |
|             | 34079-S7 Nut (electric windshield wiper to mounting bracket)                          | 2         | Pass  | 28-29     |
|             | 351253-S2 Washer (electric windshield wiper to mounting bracket)                      | 2         | Pass  | 28-29     |
| 51A 17586   | Nozzle (windshield washer)  | 2         | Pass (Refer to Windshield Washer Group)   | 42-48     |
| 8A 17586-A  | Nozzle assy (windshield washer)-on center of cowl-foot control type washer 8A 18293-A | 1         | Pass (Refer to Windshield Washer Group)   | 42-48     |
| 51A 17587   | Tee assy (windshield washer hose)   | 1         | Pass (Refer to Windshield Washer Group)   | 42-48     |
| 51A 17594   | Bracket (windshield wiper hose)-use with Trico motors only                            | 1         | Pass  | 46-48     |
| 11A 17595-A | Connector (windshield wiper)-use with 11A-6520  | 1         | (Pass 1935-48)(Comm 1935-47)<br>(Trucks 1935-47)                                | 35-48     |
|             | 91A-2149 Gasket (windshield wiper silencer to air tube)-use with 11A-6520-A           | 2         | (Comm, Trucks-90 HP-1936-37)(Pass-90 HP-1937)                                   | 36-37     |
|             | 91A-2149 Gasket (windshield wiper silencer to air tube)                               | 2         | (Pass 1941-48)(Comm, Trucks 1941-47)  | 41-48     |
| 7RA 17595   | Silencer assy (windshield wiper)-replaced by 69AS 17597                               | 1         | Pass (8 cyl)  | 47-48     |
| 69A 17597   | Connector (windshield wiper tube)   | 1         | Pass (8 cyl)  | 47-48     |
| 11A 17599   | Washer (windshield wiper)-hole in cowl  | 1         | Specials  | 41-42     |
| 51A 17604   | Control assy (windshield washer)-dash   | 1         | Pass (Refer to Windshield Washer Group)   | 42-48     |
| 8A 17604    | Control assy (windshield washer)-foot operated  | 1         | Pass (Refer to Windshield Washer Group)   | 42-48     |
| 51A 17606-B | Bracket & strap assy (windshield washer to jar)                                       | 1         | Pass (Refer to Windshield Washer Group)   | 42-48     |
| 51A 17613   | Body assy (windshield washer pump)  | 1         | Pass (Refer to Windshield Washer Group)   | 42-48     |
| †51A 17614  | Bracket (windshield washer dash control mounting)                                     | 1         | Pass (Refer to Windshield Washer Group)   | 42-48     |
| 51A 17615   | Connection (windshield washer tee)-1/4" x 1/4" x 3/16"                                | 1         | Pass (Refer to Windshield Washer Group)   | 42-48     |
| 51A 17616   | Cover (windshield washer jar)   | 1         | Pass (Refer to Windshield Washer Group)   | 42-48     |
| 51A 17618   | Jar (windshield washer)   | 1         | Pass (Refer to Windshield Washer Group)   | 42-48     |
| 51A 17619   | Tube (windshield washer strainer)   | 1         | Pass (Refer to Windshield Washer Group)   | 42-48     |
| †51A 17620  | Nut (windshield washer holding)   | 1         | Pass (Refer to Windshield Washer Group)   | 42-48     |
| †51A 17639  | Kit (windshield wiper vacuum storage tank)  | 1         | Pass(Refer to Windshield Wiper Vacuum Tank)                                     | 42-48     |
| 51A 17640   | Tank assy (windshield wiper vacuum)   | 1         | Pass(Refer to Windshield Wiper Vacuum Tank)                                     | 42-48     |
| 51A 17644   | Connector (windshield wiper adapter)-on carburetor                                    | 1         | Pass(Refer to Windshield Wiper Vacuum Tank)                                     | 42-48     |
| 51A 17645   | Bracket (windshield wiper vacuum tank)-upper  | 1         | Pass(Refer to Windshield Wiper Vacuum Tank)                                     | 42-48     |
| 51A 17646   | Bracket (windshield wiper vacuum tank to fender)                                      | 1         | Pass(Refer to Windshield Wiper Vacuum Tank)                                     | 42-48     |
| 51A 17647   | Bracket (windshield wiper tank to body)   | 1         | Pass(Refer to Windshield Wiper Vacuum Tank)                                     | 42-48     |

† No Longer Supplied



P-144

**1938-42 PASSENGER & TRUCK REAR VIEW MIRROR**



P-300

**1945-46 TRUCK ADJUSTABLE REAR VIEW MIRROR**

Basic numbers only shown on illustration. Order by Part Numbers shown in list of parts.

| PART NUMBER | PART NAME                                       | NO. REQ'D | MODEL  | YEAR<br>19__ |
|-------------|---|-----------|--|--------------|
| 48 17679    | Screw, nut & washer (visor mirror)              | 2         | Pass   | 35-41        |
| †B 17681-B  | Bracket & clamp assy (rear view mirror)         | 1         | (Pass-Open Body Types, Comm 1928-31)<br>(Phaeton 1932)(Open Cab 1932-34) | 28-34        |
|             | †28949-S13 Bolt (bracket & clamp to windshield) | 1         | Roadster, Phaeton  | 35           |
|             | 24366-S8 Bolt (mirror bracket)-5/16"-18 x 7/8"  | 2         | A-140A   | 28-31        |
| BB 17682    | Bracket assembly (rear view mirror)             | 1         | A, AA-330A, BB-330   | 28-32        |
| 51C 17682-A | Mirror assy (rear view)-outside                 | 1         | (COE 1938-42)(Comm, Trucks 1946-47)                                      | 38-47        |

† No Longer Supplied



## CHASSIS PARTS CATALOGUE

| PART NUMBER | PART NAME   | NO. REQ'D | MODEL   | YEAR<br>19__ |
|-------------|---|-----------|---|--------------|
| 51C 17688   | Arm & clamp assy (outside rear view mirror)                             | 1         | Comm, Trucks  | 44-47        |
|             | 23500-S7 Bolt (rear view mirror arm to bracket) -3/8"-16 x 1 3/4"       | 1         | Comm, Trucks  | 44-47        |
|             | 34164-S7 Nut (rear view mirror arm to bracket)-3/8"-16                  | 1         | Comm, Trucks  | 44-47        |
|             | 34907-S7 Lockwasher-3/8"  |           |   |              |
|             | 356496-S7 Washer-25/64"   |           |   |              |
|             | 356497-S7 Washer-9/16"  |           |   |              |
|             | 355224-S7 Screw (outside mirror arm adjusting clamp)-1/4"-28 x 5/8"     | 1         | Comm, Trucks  | 44-47        |
|             | 34081-S7 Locknut-1/4"-28  |           |   |              |
| 51C 17690   | Arm (outside rear view mirror)-inner                                    | 1         | Comm, Trucks  | 44-47        |
| †AA 17697-B | Bracket (rear view mirror)-10" long                                     | 1         | AA-210A   | 31           |
| †BB 17698-B | Bracket (rear view mirror)  | 1         | BB-82 with 244A or 248A                                 | 32-34        |
| 51 17698-A  | Bracket (rear view mirror)-painted-extends 16.65" from side of car      | 1         | Closed Cabs, Platform-Std                               | 35-42        |
| 51 17698-B  | Bracket (rear view mirror)-chrome-extends 16.65" from side of car       | 1         | Closed Cabs, Platform-DeLuxe                            | 35-42        |
| 68 17700-H  | Mirror & bracket assy (rear view)-moulding Brown-replaced by 6A 17700-C | 1         | (Convertible Sedan 1932, 35-36)<br>(Cabriolet 1933-36)  | 32-36        |
|             | 27169-S7 Screw (mirror to windshield)-No.10-32 x 1 3/8"                 | 3         | Pass  | 28-31        |
|             | 350113-S6 Screw (mirror to windshield)-No.10-32 x 1/2"                  | 3         | Cabriolet   | 30-31        |
|             | 34079-S7 Nut (mirror to windshield)-No.10-32                            | 3         | Pass  | 28-31        |
|             | 34803-S7 Lockwasher (mirror to windshield)-No.10                        | 3         | Pass  | 28-31        |
|             | 27097-S2 Bolt (mirror to windshield)-No.10-32 x 5/8"                    | 3         | Pass  | 28-31        |
| 81A 17700-B | Mirror & bracket (rear view)-replaced by 21A 17700-C                    | 1         | Convertibles, Station Wagon (except Station Wagon 1937) | 37-39        |
|             | 30479-S7 Screw (rear view mirror)-No.10-32 x 5/8"                       | 2         | Convertible Sedan, Cabriolet, Closed Body Types         | 36           |
|             | 34939-S8 Lockwasher (rear view mirror)-No.10                            | 2         | Convertible Sedan, Cabriolet, Closed Body Types         | 36           |
|             | 34886-S6 Lockwasher (rear view mirror bracket)-No.10                    | 2         | Pass-Open Body Types                                    | 36           |
|             | 29566-S7 Screw (rear view mirror brkt.)-No.10-32 x 1/2"                 | 2         | Pass-Open Body Types                                    | 36           |
| 21A 17700-A | Mirror & bracket (rear view)  | 1         | Pass except Convertible & Station Wagon                 | 32-42        |
| 21A 17700-C | Mirror & brkt. assy (rear view)-repl. by 51A 17700-D                    | 1         | (Pass 1933-34)(Roadster, Phaeton 1935-36)               | 33-36        |
| 21A 17700-C | Mirror & bracket (rear view)-replaced by 51A 17700-D                    | 1         | Convertible, Station Wagon                              | 40-42        |
| 51A 17700-A | Mirror & bracket (rear view)-use with Brown Trim                        | 1         | Pass-DeLuxe except Sedan Delivery                       | 46-48        |
| 51A 17700-B | Mirror & bracket (rear view)-use with Blue-Grey Trim                    | 1         | Pass-Super DeLuxe except Convertibles & 5 Window Coupe  | 46-48        |
| 51A 17700-D | Mirror & bracket (rear view)  | 1         | Convertibles  | 46-48        |
| 6A 17700-A  | Mirror & bracket assy (rear view)-Beige-repl. by 6A 17700-C             | 1         | Tudor, Fordor, 5 Window Coupe-DeLuxe                    | 47-48        |
| 6A 17700-B  | Mirror & bracket assy (rear view)-Green Gray                            | 1         | Tudor, Fordor, 5 Window Coupe-Super DeLuxe              | 47-48        |
| 6A 17700-C  | Mirror & bracket assy (rear view)-chrome gray                           | 1         | Pass  | 32-43        |
|             | † 350133-S13 Screw (rear view mirror to windshield header)-No.10 x 1/2" | 2         | Pass  | 46-48        |

† No Longer Supplied



CHASSIS PARTS CATALOGUE

| PART NUMBER  | PART NAME  | NO. REQ'D | MODEL                                      | YEAR  |
|--------------|--|-----------|--|-------|
|              |  |           |  | 19__  |
| 68 17704-A   | Glass (rear view mirror)-non-glare                                       | 1         | (Pass 1928-36)(Comm 1928-34)               | 28-36 |
| 21CS 17708-A | Bracket assy (door hinge-rear view mirror)                               | 1         | Closed Cabs, Panels                        | 44-47 |
| 51C 17708    | Bracket (rear view mirror)-use with 51C-17682-A                          | 1         | Comm, Trucks                               | 44-47 |
|              | 39075-S7 Screw (rear view mirror bracket to hinge)-5/16"-24-5/8"         | 1         | 158" Trucks                                | 44    |
|              | 50-812475-A Pin (rear view mirror bracket to door hinge)                 | 1         | Comm, Trucks                               | 44-47 |
|              | 350402-S7 Screw (rear view mirror bracket to hinge)-5/16" x 18           | 1         | Comm, Trucks                               | 44-47 |
|              | 34846-S2 Lockwasher-5/16"  |           |  |       |
| †21CS 17713  | U-clamp (rear view mirror)-door hinge                                    | 1         | Closed Cabs, Panels                        | 44-47 |
|              | †33921-S7 Nut (rear view mirror arm) - 1/4"-28                           | 1         | Closed Cabs, Panels                        | 44-47 |
|              | 34180-S7 Nut (rear view mirror arm)-3/8"-24                              | 4         | Closed Cabs, Panels                        | 44-47 |
|              | 34907-S7 Lockwasher (rear view mirror arm)-3/8"                          | 4         | Closed Cabs, Panels                        | 44-47 |
|              | 352686-S Stud (rear view mirror arm)-3/8"-24 x 1 3/4"                    | 1         | Closed Cabs, Panels                        | 44-47 |
|              | 352706-S Stud (rear view mirror arm) - 3/8"-24 x 1 1/2"                  | 1         | Closed Cabs, Panels                        | 44-47 |
|              | †355265-S Screw (rear view mirror arm)-1/4"-28                           | 1         | Closed Cabs, Panels                        | 44-47 |
|              | 351133-S Collar (rear view mirror arm)-housing -25/32"                   | 1         | Closed Cabs, Panels                        | 44-47 |
|              | 356431-S Washer (rear view mirror arm)-fibre -13/32"                     | 4         | Closed Cabs, Panels                        | 44-47 |
| 21CS 17718-B | Mirror assy (door hinge)   | 1         | Comm, Trucks                               | 44-47 |
|              | 33796-S7 Nut (rear view mirror to arm)-1/4"-28                           | 1         | Comm, Trucks                               | 44-47 |
|              | 34905-S7 Lockwasher-1/4"   |           |  |       |
| 01C 17723-B  | Mirror (rear view)-Black-mounted on door hinge or body pillar            | 1         | (Pass 1928-36)(Closed Cab, Panels 1934-42) | 28-42 |
|              | 33796-S7 Nut (mirror to bracket)-1/4"-28                                 | 1         | (Pass 1928-36)(Closed Cab, Panels 1934-42) | 28-42 |
|              | 34804-S8 Lockwasher-No.12  |           |  |       |
|              | 34805-S8 Lockwasher-1/4"   |           |  |       |
| B 17724      | Nut (rear view mirror support arm to swivel acorn)-chrome                | 1         | (Pass 1931-32)(Comm 1931-34)               | 31-34 |
|              | 24367-S8 Bolt (mirror bracket)-5/16"-24 x 7/8"                           | 2         | Closed Cab, DeLuxe Delivery, Station Wagon | 28-30 |
|              | 20310-S2 Bolt (rear view mirror clamping)-5/16"-18 x 1/2"                | 1         | Pass, Comm                                 | 28-29 |
|              | 21523-S Bolt (rear view mirror bracket)-round holes-5/16"-18 x 2 3/8"    | 2         | Pass, Comm                                 | 28-30 |
|              | 23543-S7 Bolt (rear view mirror bracket)-square holes -5/16"-18 x 2 1/2" | 2         | Pass, Comm                                 | 28-31 |
|              | 23588-S2 Bolt (rear view mirror bracket)-5/16"-18 x 3 1/4"               | 2         | A-255A                                     | 30-31 |
|              | 33798-S8 Nut (rear view mirror bracket)-5/16"-24                         | 2         | Pass, Comm                                 | 28-31 |
|              | 44722-S8 Washer (rear view mirror bracket)-5/16"                         | 2         | Pass, Comm                                 | 28-31 |
|              | 34846-S2 Lockwasher (rear view mirror bracket)-5/16"                     | 2         | Pass, Comm                                 | 28-31 |
| 50 17741-A   | Bracket (rear view mirror)-Black-outside-extends 6.25"                   | 1         | Closed Cabs, Panels except COE             | 35-42 |
| 81W 17741-A  | Bracket (rear view mirror)-painted-standard                              | 1         | COE  | 38-42 |

† No Longer Supplied



## CHASSIS PARTS CATALOGUE

| PART NUMBER | PART NAME   | NO. REQ'D | MODEL   | YEAR<br>19__ |
|-------------|---|-----------|---|--------------|
| 8W 17741-B  | Bracket (rear view mirror)-chrome-replaced by<br>51C 17682-A                                      | 1         | COE   | 38-42        |
|             | 38216-S13 Screw (bracket to hinge)-No.12-<br>24 x 9/16"   | 1         | (Closed Cabs, Panels 1934-40)(Station<br>Wagon 1938-39)(Sedan Delivery 1940)  | 34-40        |
|             | 33796-S7 Nut (mirror to bracket)-1/4"-28  | 1         | Closed Cabs, Panels-DeLuxe  | 38-39        |
|             | 34804-S8 Lockwasher (bracket to hinge)-<br>No. 12   | 1         | Closed Cabs, Panels-Std   | 34-39        |
|             | 34804-S8 Lockwasher (mirror bracket)  | 1         | Sedan Delivery, Station Wagon, Closed Cab,<br>Panel Delivery  | 35-36        |
|             | 29566-S7 Screw (rear view mirror bracket<br>assembly to cowl top panel)-<br>No. 10-32 x 1/2"      | 2         | Coupe, Tudor, Fordor  | 36           |
|             | 34846-S2 Lockwasher(brkt. to hinge)-5/16"   | 1         | Closed Cabs, Panels   | 38-40        |
|             | 39075-S7 Screw (bracket to hinge)-5/16"-<br>24 x 5/8"   | 1         | Closed Cabs, Panels   | 38-40        |
|             | 48-782475-B Pin (bracket to hinge)  | 1         | (Pass 1935)(Closed Cabs, Panels 1935-42)  | 35-42        |
| † A 17742-C | Bracket (rear view mirror)  | 1         | Closed Cab, Panel DeLuxe Delivery plus<br>Models 270A, 275A, 280A, 285A, 290A, 300A                                       | 30-31        |
|             | A-80280-A Pin (mirror bracket to hinge)-Black   | 1         | Pass, Comm  | 30-31        |
|             | B-46335 Pin (mirror bracket to hinge)-<br>chrome  | 1         | Pass, Comm  | 30-31        |
|             | 38194-S2 Bolt (mirror bracket)-No. 12-<br>24 x 7/16"  | 2         | Pass, Comm  | 30-31        |
|             | 34804-S8 Lockwasher (mirror bracket)-<br>No. 12   | 2         | Pass, Comm  | 30-31        |
|             | 34805-S8 Lockwasher (mirror bracket) -<br>1/4"  | 1         | Pass, Comm  | 30-31        |
|             | 20310-S2 Set screw (mirror bracket)-<br>5/16"-18 x 1/2"   | 1         | Pass, Comm  | 30-31        |
| †46 17742-A | Bracket (rear view mirror)-chrome-mounted on door<br>hinge on body pillar                         | 1         | Comm with Closed Cab, Panel, Sedan Delivery,<br>Station Wagons, Trucks with Panel Delivery<br>Body except Maine & Vermont | 33-34        |
| 68 17742    | Bracket (rear view mirror)  | 1         | (Pass except Roadster & Phaeton 1935-36)<br>(Comm 1936)   | 35-36        |
| 68 17742    | Bracket (rear view mirror)  | 1         | (Station Wagon 1937)(Sedan Delivery<br>1937-39)   | 37-39        |
|             | 26482-S7 Screw (bracket to hinge)-No.12-<br>24 x 1/2"   | 1         | Station Wagon   | 38-39        |
|             | 24387-S7 Bolt (rear view mirror bracket<br>to pillar) -5/16"-24 x 1"                              | 2         | Station Wagon   | 33-34        |
|             | 34846-S2 Lockwasher (rear view mirror<br>bracket to pillar)-5/16"                                 | 2         | Station Wagon   | 33-34        |
|             | 33796-S7 Nut (rear view mirror to<br>bracket)-1/4"-28   | 1         | Closed Cab, Panel Delivery  | 35-37        |
|             | 34805-S8 Lockwasher (rear view mirror to<br>bracket)-1/4"   | 1         | Closed Cab, Panel Delivery  | 35           |
|             | 34804-S8 Lockwasher (rear view mirror<br>bracket to hinge)-No. 12                                 | 1         | Closed Cab, Panel Delivery, Sedan Delivery  | 37           |
|             | 38216-S2 Bolt (rear view mirror bracket<br>to hinge)-No. 12-24 x 9/16"                            | 1         | Closed Cab, Panel Delivery, Sedan Delivery  | 37           |
|             | 34178-S13 Nut (rear view mirror & bracket<br>assy to rear view mirror<br>bracket on body)-1/4"-28 | 1         | (Station Wagon 1937)(Sedan Delivery<br>1938-39)   | 37-39        |
|             | 34907-S7 Lockwasher (rear view mirror<br>to door hinge) -3/8"                                     | 1         | Station Wagon   | 37-39        |
| 51A 17744-B | Deflector assy (front bumper stone)   | 1         | Pass (Refer to 17749)   | 46-48        |
| †AA 17745-A | Bracket (rear view mirror)  | 1         | Closed Cab Trucks with Platform Body  | 28-31        |
| †AA 17745-C | Bracket (rear view mirror)  | 1         | Trucks  | 28-31        |
| †BB 17745-B | Bracket (rear view mirror)-chrome   | 1         | Trucks  | 32-33        |

† No Longer Supplied



CHASSIS PARTS CATALOGUE

| PART NUMBER   | PART NAME   | NO. REQ'D | MODEL  | YEAR  |
|---------------|---|-----------|--|-------|
| <b>Bumper</b> |   |           |  |       |
|               | 51A-17744-B Deflector assy (front bumper stone)       | 1         | Pass   | 46-48 |
|               | 48-16070-S Anti-squeak (front bumper stone deflector) | 1         | Pass   | 42-48 |
| 21A 17749-B   | Anti-rattler (front bumper outer arm)                 | 2         | Pass   | 42    |
| 21A 17749-B   | Anti-rattler (front bumper arm to stone deflector)    | 4         | Pass   | 42-48 |
| †AA 17752-A   | Arm (front bumper)-RH                                 | 1         | Trucks   | 30-31 |
| †AA 17752-B   | Arm (front bumper)-RH                                 | 1         | Trucks   | 30-31 |
| †B 17752      | Bar (front bumper)                                    | 1         | Pass, Comm   | 32    |
| †B 17752      | Bar (rear bumper)                                     | 1         | Pass, Comm   | 32    |
| †BB 17752-B   | Arm (front bumper)-RH                                 | 1         | Trucks-DeLuxe  | 32-34 |
| †BB 17752-C   | Arm (front bumper)-RH                                 | 1         | BB330  | 32    |
| 79 17752      | Arm (front bumper)                                    | 2         | Trucks   | 35-37 |
| 81T 17752-A   | Arm (front bumper)-outer                              | 2         | Trucks except COE  | 38-39 |
| 81W 17752     | Arm (front bumper)-outer                              | 2         | COE  | 38-41 |
| 81W 17752     | Arm (front bumper)-outer                              | 2         | Trucks except 122"   | 42-47 |
| 01T 17752     | Arm (front bumper)-outer                              | 2         | Trucks except COE  | 40-41 |
| 21C 17752     | Hangar (front bumper)-outer-repl. by 81W 17752        | 2         | 122" Comm, 134" 1 Ton Trucks                               | 42-47 |
| †AA 17753-A   | Arm (front bumper)-LH                                 | 1         | Trucks   | 30-31 |
| †AA 17753-B   | Arm (front bumper)-LH                                 | 1         | Trucks   | 30-31 |
| †BB 17753-A   | Arm (front bumper)-LH                                 | 1         | Trucks-Std   | 32-34 |
| †BB 17753-B   | Arm (front bumper)-LH                                 | 1         | Trucks-DeLuxe  | 32-34 |
| †BB 17753-C   | Arm (front bumper)-LH                                 | 1         | Trucks   | 33    |
| †AA 17754-B   | Arm (front bumper)-RH                                 | 2         | Pass, Comm   | 28-29 |
| †B 17754      | Arm (front bumper)-RH                                 | 1         | Pass, Comm   | 32    |
| 40 17754-A    | Arm (front bumper)-outer-RH                           | 1         | Sedan Delivery, Station Wagon                              | 33    |
| 40 17754-C    | Arm (front bumper)-RH                                 | 1         | New Era Taxicab  | 33-34 |
| 40 17754-D    | Arm (front bumper)-outer-RH                           | 1         | Pass, Comm   | 33-34 |
| 48 17754      | Arm (front bumper)-outer                              | 2         | Pass, Comm   | 35    |
| 68 17754      | Arm (front bumper)-outer-RH                           | 1         | Pass, Comm   | 36    |
| 78 17754      | Arm (front bumper)-outer-RH                           | 2 or 4    | Pass, Comm   | 37    |
| †81C 17754    | Arm (front bumper)-outer-RH                           | 1         | Comm   | 38-39 |
| 01A 17754-A   | Arm (front bumper)-outer-RH                           | 1         | (Pass except 1940 DeLuxe 1938-40)(Comm 1940-41)            | 38-41 |
| 01A 17754-B   | Arm (front bumper)-outer-RH                           | 1         | Pass-DeLuxe  | 40    |
| 11A 17754-A   | Arm (front bumper)-outer-RH                           | 1         | Pass-DeLuxe, Pass-Special                                  | 41    |
| 11A 17754-B   | Arm (front bumper)-outer-RH                           | 1         | Pass-Super DeLuxe  | 41    |
| 21A 17754-A   | Arm (front bumper)-outer-RH                           | 1         | Pass-DeLuxe except Sedan Delivery                          | 42    |
| 21A 17754-B   | Arm (front bumper)-outer-RH                           | 1         | (Pass-Super DeLuxe, Sedan Delivery 1942)<br>(Pass 1946-48) | 42-48 |
| AA 17755-B    | Arm (front bumper)-LH                                 | 1         | (Pass, Comm 1928-29)(Trucks 1928-30)                       | 28-30 |
| †B 17755      | Arm (front bumper)-LH                                 | 1         | Pass, Comm   | 32    |
| 40 17755-A    | Arm (front bumper)-outer-LH                           | 1         | Sedan Delivery, Station Wagon                              | 33    |
| 40 17755-C    | Arm (front bumper)-LH                                 | 1         | New Era Taxicab  | 33-34 |
| †40 17755-D   | Arm (front bumper)-outer-LH                           | 1         | Pass, Comm   | 33-34 |
| 68 17755      | Arm (front bumper)-outer-LH                           | 1         | Pass, Comm   | 36    |
| 78 17755      | Arm (front bumper)-outer-LH                           | 1         | Pass, Comm   | 37    |
| 81C 17755     | Arm (front bumper)-outer-LH                           | 1         | Comm   | 38-39 |
| 01A 17755-A   | Arm (front bumper)-outer-LH                           | 1         | (Pass except 1940 DeLuxe 1938-40)(Comm 1940-41)            | 38-41 |
| 01A 17755-B   | Arm (front bumper)-outer-LH                           | 1         | Pass-DeLuxe  | 40    |

† No Longer Supplied





## CHASSIS PARTS CATALOGUE

| PART NUMBER | PART NAME   | NO. REQ'D   | MODEL  | YEAR<br>19__ |
|-------------|---|-------------|--|--------------|
| 11A 17755-A | Arm (front bumper)-outer-LH                                     | 1           | Pass   | 41           |
| 21A 17755-A | Arm (front bumper)-outer-LH                                     | 1           | Pass-DeLuxe except Sedan Delivery  | 42           |
| 21A 17755-B | Arm (front bumper)-outer-LH                                     | 1           | (Pass-Super DeLuxe, Sedan Delivery 1942)<br>(Pass 1946-48)   | 42-48        |
| A 17756-B   | Clamp (arm to bar)-inner  | 2           | Pass, Comm   | 28-31        |
| †AA 17756   | Plate (bumper bar clamp back)                                   | 1           | Trucks   | 30-31        |
| †A 17757-D  | Bar (rear bumper)   | 2           | Pass, Comm   | 28-31        |
| 40 17757-B  | Bar (front bumper)  | 1           | Sedan Delivery, Station Wagon  | 33           |
| 40 17757-B  | Bar (rear bumper)   | 1           | Sedan Delivery   | 33           |
| †46 17757-B | Bar (front bumper)-chrome                                       | 1           | Comm except Sedan Delivery & Station Wagon   | 33           |
| †46 17757-C | Bar (front bumper)-Black  | 1           | Comm except Sedan Delivery & Station Wagon   | 33           |
| †68 17757   | Bar (front bumper)  | 1           | Pass, Comm   | 34-35        |
| †68 17757   | Bar (front bumper)  | 1           | (Pass except 1936 Sedan Delivery 1934-36)<br>(Panel Delivery 1934)(Pickup 1935)  | 34-36        |
| 74 17757    | Bar (rear bumper)-repl. by 01A 17757-D                          | 1           | Pass, Comm except Panel Delivery   | 37           |
| 79 17757    | Bar (front bumper)-replaced by 21T-17757-A                      | 1           | Trucks   | 32-37        |
| 79 17757    | Bar (rear bumper)-replaced by 21T-17757-A                       | 1           | (Trucks 1935-36)(Panel Delivery 1937)  | 35-37        |
| 81A 17757   | Bar (bumper impact)-rear-replaced by 01A-17757-C                | 1           | (Tudor, Fordor, DeLuxe 1938)(Pass-Std<br>except Sedan Delivery, Station Wagon 1939)  | 38-39        |
| 91A 17757-A | Bar (bumper impact)-rear-replaced by 01A-17757-C                | 1           | Pass-DeLuxe except Station Wagon   | 39           |
| 91A 17757-B | Bar (bumper impact)-rear-replaced by 01A-17757-D                | 1           | Station Wagon  | 39           |
| 01A 17757-A | Bar (bumper impact)-front                                       | 1           | (Pass 1940)(Comm 1940-41)  | 40-41        |
| 01A 17757-A | Bar (bumper impact)-rear  | 1           | (Pass except Station Wagon-1940)(Sedan<br>Delivery 1941)(Pass except Super DeLuxe,<br>Station Wagon 1941-42)(Pass except Sedan<br>Delivery 1942) | 40-42        |
| 01A 17757-B | Bar (bumper impact)-rear  | 1           | (Station Wagon 1940)(Comm except Sedan<br>Delivery 1940-41)  | 40-41        |
| 01A 17757-C | Bar (bumper impact)   | 1<br>2<br>1 | Tudor, Fordor, Coupe 1937<br>Tudor, Fordor, Coupe 1939<br>(Comm 1939)(Sedan Delivery 1940)   | 37-40        |
| 01A 17757-D | Bar (bumper impact)   | 1           | (Sedan Delivery 1938)(Station Wagon 1939)<br>(Comm with Platform, Panel Delivery,<br>Pickup 1938-40)   | 38-40        |
| 11A 17757-A | Bar (bumper impact)-front                                       | 1           | Pass-DeLuxe, Pass-Special  | 41           |
| 11A 17757-A | Bar (bumper impact)-rear  | 1           | Station Wagon  | 41           |
| 11A 17757-B | Bar (bumper impact)-front                                       | 2           | Pass-Super DeLuxe  | 41           |
| 21A 17757-A | Bar (bumper impact)-front-replaced by 6A-17757                  | 1           | Pass   | 42-47        |
| 21A 17757-B | Bar (bumper impact)-front                                       | 1           | Pass-Special   | 42           |
| 21C 17757   | Bar (bumper impact)-front                                       | 1           | Comm, 122" Truck   | 42-47        |
| 21C 17757   | Bar (bumper impact)-rear  | 1           | 114" Pickup, Platform & Stake  | 42-47        |
| 21T 17757-A | Bar (bumper impact)   | 1           | Trucks   | 32-47        |
| 6A 17757    | Bar (bumper impact)-front                                       | 1           | Pass   | 42-48        |
| †A 17758-B  | Clamp (arm to bar)-outer  | 1           | Pass, Comm, Trucks   | 28-31        |
| B 17758     | Bolt (arm to bar)   | 2or4        | Pass, Comm   | 32           |
| BB 17758    | Bolt (bumper arm to bar)  | 2to4        | Comm, Trucks   | 32-47        |
| 40 17758-B  | Bolt (inner arm to bar)-without guards-replaced by<br>11A-17758 | 2or4        | Pass, Comm   | 34-36        |
| 51 17758    | Bolt (bumper bar)-center  | 1           | Trucks   | 35           |
| 11A 17758   | Bolt (bumper arm to bar)-7/16" -20 x 1 1/4"                     | 2to6        | Pass   | 37-48        |
| †A 17759-A  | Spacer (bumper bar)   | 4           | Pass, Comm   | 28-31        |
| †AA 17760-A | Bar (front bumper back)   | 1           | Trucks   | 30-31        |
| †AA 17760-B | Bar (front bumper back)   | 1           | Trucks   | 30-31        |
| †BB 17760-A | Bar (front bumper back)   | 1           | Trucks   | 32-34        |
| †BB 17760-B | Bar (front bumper back)   | 1           | Trucks   | 33-34        |
| 79 17760    | Bar (front bumper back)   | 2           | Trucks   | 35-37        |

† No Longer Supplied



CHASSIS PARTS CATALOGUE

| PART NUMBER   | PART NAME  | NO. REQ'D | MODEL  | YEAR  |
|---------------|--|-----------|--|-------|
|               |  |           |  | 19__  |
| 81T 17760-A   | Arm (front bumper)-inner   | 2         | Trucks except COE  | 38    |
| 81W 17760     | Arm (front bumper)-inner   | 2         | Trucks   | 38-41 |
| 81W 17760     | Arm (front bumper)-inner   | 2         | Trucks except 122"   | 42-47 |
| 91T 17760     | Arm (front bumper)-inner   | 1         | Trucks except COE  | 39    |
| 01T 17760     | Arm (front bumper)-inner-replaced by 81W-17760                     | 2         | Trucks except COE  | 40-41 |
| 21C 17760     | Hangar (front bumper)-inner-repl. by 81W 17760                     | 2         | Comm, 122" Trucks  | 42-47 |
| A 17762-B     | Clamp (bar center)-outer   | 1         | Pass, Comm   | 28-31 |
| †BB 17762     | Plug (rear bumper bar end)   | 2         | Trucks   | 32-34 |
| †A 17765      | Clamp (bar center)-inner   | 1         | Pass, Comm   | 28-31 |
| †BB 17765     | Bolt (bumper bar center)   | 1         | Trucks-DeLuxe  | 32-34 |
| A 17766       | Stud (arm to back frame)   | 2         | Trucks   | 30-31 |
| †B 17766      | Stud (arm to frame)  | 2         | Pass, Comm   | 32    |
| †B 17766      | Stud (front cross tube to frame)                                   |           | Refer to 5005 Frame Group  |       |
| 40 17766-B    | Arm (front bumper)-inner-RH  | 1         | Pass, Comm   | 33    |
| 40 17766-C    | Arm (front bumper)-inner-RH  | 1         | Pass, Comm   | 34    |
| †46 17766-B   | Arm (rear bumper)-inner  | 2         | Panel Delivery   | 34    |
| 48 17766      | Arm (front bumper)-inner   | 2         | Pass, Comm   | 35-36 |
| 78 17766      | Arm (front bumper)-inner-RH  | 1         | Pass, Comm   | 37    |
| 81C 17766     | Arm (front bumper)-inner-RH  | 1         | Comm   | 38-39 |
| 91A 17766     | Arm (front bumper)-inner   | 2         | Pass   | 38-39 |
| 01A 17766-A   | Arm (front bumper)-inner   | 2         | (Pass-Std 1940)(Comm 1940-41)                                    | 40-41 |
| 01A 17766-B   | Arm (front bumper)-inner   | 2         | Pass-DeLuxe  | 40    |
| 11A 17766     | Arm (front bumper)-inner-RH  | 1         | Pass   | 41    |
| 21A 17766-A   | Arm (front bumper)-inner-RH  | 1         | Pass-DeLuxe except Sedan Delivery                                | 42    |
| 21A 17766-B   | Arm (front bumper)-inner-RH  | 1         | (Pass-Super DeLuxe, Sedan Delivery 1942)<br>(Pass 1946-48)       | 42-48 |
| A 17767       | Stud (arm to back frame)   | 2         | Trucks   | 30-31 |
| 40 17767-A    | Arm (front bumper)-inner-LH  | 1         | Pass, Sedan Delivery, Station Wagon                              | 33    |
| 40 17767-B    | Arm (front bumper)-inner-LH  | 1         | Pass, Comm   | 33    |
| 40 17767-C    | Arm (front bumper)-inner-LH  | 1         | Pass, Comm   | 34    |
| 78 17767      | Arm (front bumper)-inner-LH  | 1         | Pass, Comm   | 37    |
| 81C 17767     | Arm (front bumper)-inner-LH  | 1         | Comm   | 38-39 |
| 11A 17767     | Arm (front bumper)-inner-LH  | 1         | Pass   | 41    |
| 21A 17767-A   | Arm (front bumper)-inner-LH  | 1         | Pass-DeLuxe except Sedan Delivery                                | 42    |
| 21A 17767-B   | Arm (front bumper)-inner-LH  | 1         | (Pass-Super DeLuxe, Sedan Delivery 1942)<br>(Pass 1946-48)       | 42-48 |
| 11A 17768     | Bracket & guard assy (license)                                     | 1         | (Pass-Super DeLuxe 1941)(Pass-DeLuxe except Sedan Delivery 1942) | 41-42 |
|               | 356381-S7 Washer (impact bar to front license plate guard bracket) | 2         | Pass-Super DeLuxe  | 41    |
| †21A 17768    | Guard & bracket (front license)                                    | 1         | (Pass-Super DeLuxe, Sedan Delivery 1942)<br>(Pass 1946-47)       | 42-47 |
| †BB 17769     | Guide (starting crank)   | 1         | Trucks-Std   | 32-34 |
| †6A 17770-A   | Guard assy (front license plate)                                   | 1         | Pass   | 47-48 |
| 21A 17771     | Guard assy (front license Plate)                                   | 1         | (Pass-Super DeLuxe, Sedan Delivery 1942)<br>(Pass 1946-47)       | 42-47 |
| 48 17772      | Grommet (front bumper arm to fender)                               | 2         | Pass   | 35    |
| †68 17772     | Grommet (front bumper arm to fender)-RH                            | 1         | (Pass 1936-38)(Comm 1936)  | 36-38 |
| †81A 17772    | Grommet (front bumper arm to fender)-RH                            | 1         | (Pass-DeLuxe 1938)(Pass-Std 1939)                                | 38-39 |
| 81C 17772     | Grommet (front bumper arm)-RH                                      | 1         | Comm   | 38-39 |
| 91A 17772     | Grommet (front bumper arm to fender)-RH                            | 1         | (Pass except 1939 Std 1939-40)(Comm 1940-41)                     | 39-41 |
| §§01T 17772-C | Grommet (front bumper arm to fender)-RH                            | 1         | Trucks except COE  | 40-41 |
| 11A 17772     | Grommet (front bumper arm)-RH                                      | 1         | Pass   | 41    |
| †AA 17773     | Bar (front bumper cross)   | 1         | Trucks   | 30-31 |
| 68 17773      | Grommet (front bumper arm to fender)-LH                            | 1         | (Pass 1936-38)(Comm 1936)  | 36-38 |
| †81A 17773    | Grommet (front bumper arm to fender)-LH                            | 1         | (Pass-DeLuxe 1938)(Pass-Std 1939)                                | 38-39 |

§§ Use with Front Fenders cut out over Front Bumper Arms for Clearance.

† No Longer Supplied



## CHASSIS PARTS CATALOGUE

| PART NUMBER   | PART NAME   | NO. REQ'D | MODEL   | YEAR  |
|---------------|---|-----------|---|-------|
| 81C 17773     | Grommet (front bumper arm)-LH   | 1         | Comm  | 38-39 |
| 91A 17773     | Grommet (front bumper arm to fender)-LH                               | 1         | (Pass except 1939 Std 1939-40)(Comm 1940-41)  | 39-41 |
| §§01F 17773-C | Grommet (front bumper arm to fender)-LH                               | 1         | Trucks except COE   | 40-41 |
| 11A 17773     | Grommet (front bumper arm)-LH   | 1         | Pass  | 41    |
| †A 17777-D    | Arm (rear bumper)-RH  | 1         | Roadster,Coupe,Cabriolet  | 28-31 |
| 21A 17777     | Deflector (front bumper stone)  | 1         | Pass  | 42    |
| 51A 17777-A   | Deflector (front bumper stone)-repl. by 51A 17744-B                   | 1         | Pass  | 46-48 |
|               | 48-16070-S Anti-squeak (front bumper stone deflector)-end-11.09" long | 2         | Pass  | 46-48 |
| M 17778-A     | Anti-squeak-25 feet in carton   |           | Refer to 16538 Running Boards Shield  | 28-31 |
| †A 17778-D    | Arm (rear bumper)-LH  | 1         | Roadster,Coupe,Cabriolet  | 28-31 |
| 11A 17781-A   | Bar (bumper impact)-rear -replaced by 01A-17757-A                     | 1         | (Pass except Super DeLuxe,Station Wagon, Sedan Delivery 1941)(Pass except Sedan Delivery 1942)      | 41-42 |
| 11A 17781-C   | Bar (bumper impact)-rear  | 1         | Station Wagon   | 41-48 |
| 11A 17781-D   | Bar (bumper impact)-rear  | 1         | Station Wagon   | 41    |
| 21A 17781-B   | Bar (bumper impact)-rear  | 1         | Pass except Super DeLuxe,Sedan Delivery   | 42    |
| 21C 17781     | Bar (bumper impact)-rear  | 1         | Comm with Panel Body  | 41    |
| 51A 17781     | Bar (bumper impact)-rear  | 1         | Pass-Super DeLuxe,Sedan Delivery (except Station Wagon)   | 42    |
| 51A 17781     | Bar (bumper impact)-rear  | 1         | Pass except Station Wagon   | 46-47 |
| 6A 17781      | Bar (bumper impact)-rear  | 1         | Pass except Sedan Delivery & Station Wagon  | 47-48 |
| M 17783-A     | Strip (glass retainer)-.045" thick x 1.12" wide-25' in carton         | As Req'd  | (Pass 1928-48)(Comm,Trucks 1928-47)   | 28-48 |
| A 17783-E     | Brace (arm cross)   | 1         | Pass,Comm   | 28-31 |
| †A 17784-D    | Guard (rear fender)   | 2         | Pass,Comm   | 28-29 |
| †A 17785-E    | Bar (rear fender guard)   | 2         | Pass,Comm   | 28-31 |
| †A 17785-F    | Bar (rear fender guard)   | 4         | Fordor Sedan  | 31    |
| †68 17786-A   | Arm (rear bumper)-RH  | 1         | (Pass except Sedan Delivery 1935)(Pass except Sedan Delivery,Station Wagon, Convertible Sedan 1936) | 35-36 |
| 68 17786-B    | Arm (rear bumper)-RH  | 1         | Sedan Delivery,Panel Delivery   | 35-36 |
| 68 17786-C    | Arm (rear bumper)-RH  | 1         | Convertible Sedan   | 36    |
| †40 17787-A   | Arm (rear bumper)   | 2         | Sedan Delivery  | 33    |
| 40 17787-B    | Arm (rear bumper)-inner-RH  | 1         | New Era Taxicab   | 33    |
| 40 17787-C    | Arm (rear bumper)   | 2         | Pass  | 34    |
| †40 17787-D   | Arm (rear bumper)   | 2         | Victoria  | 34    |
| 48 17787-B    | Arm (rear bumper)   | 2         | Sedan Delivery  | 35    |
| 67 17787      | Arm (rear bumper)-outer-LH  | 1         | Pickup  | 36    |
| 68 17787-A    | Arm (rear bumper)-LH  | 1         | (Pass except Sedan Delivery 1935)(Pass except Convertible Sedan,Sedan Delivery, Station Wagon 1936) | 35-36 |
| 68 17787-B    | Arm (rear bumper)-LH  | 1         | Sedan Delivery,Panel Delivery   | 35-36 |
| 68 17787-C    | Arm (rear bumper)-LH  | 1         | Convertible Sedan   | 36    |
| 68 17787-D    | Arm (rear bumper)-outer-LH  | 1         | Station Wagon   | 36    |
| 77 17787-B    | Arm (rear bumper)-inner-RH  | 1         | Panel Delivery  | 37    |
| 77 17787-C    | Arm (rear bumper)-inner-RH  | 1         | (Comm 1937)(Pass 1938)(Comm with Platform 1938-39)  | 37-39 |
| 77 17787-D    | Arm (rear bumper)-inner-RH  | 1         | Comm except with Platform,Panel Delivery Body   | 37    |
| 78 17787-A    | Arm (rear bumper)-inner-RH  | 1         | Pass except Sedan Delivery,Station Wagon  | 37    |
| 78 17787-B    | Arm (rear bumper)-inner-RH  | 1         | (Pass 1937)(Sedan Delivery 1938-39)   | 37-39 |
| †81A 17787-A  | Arm (rear bumper)-inner-RH  | 1         | Sedan-Std,Coupes,Convertibles,Phaeton   | 38    |
| †81C 17787-A  | Arm (rear bumper)-inner-RH  | 1         | 112" Panel Delivery   | 38-39 |
| 91A 17787-A   | Arm (rear bumper)-inner   | 2         | (Sedan-DeLuxe 1938)(Pass except Sedan Delivery & Station Wagon 1939)                                | 38-39 |

§§ Use with Front Fenders cut out over Front Bumper Arms for Clearance.

† No Longer Supplied



CHASSIS PARTS CATALOGUE

| PART NUMBER  | PART NAME                                | NO. REQ'D | MODEL  | YEAR  |
|--------------|--|-----------|--|-------|
| 01A 17787-A  | Arm (rear bumper)-inner                  | 2         | Pass except Sedan Delivery & Station Wagon   | 40    |
| +01A 17787-B | Arm (rear bumper)-inner-RH               | 1         | Sedan Delivery   | 40-41 |
| 01A 17787-C  | Arm (rear bumper)-inner-RH               | 1         | Station Wagon  | 38-40 |
| 01C 17787-A  | Arm (rear bumper)-inner-RH               | 1         | Comm except Platform & Panel Delivery  | 38-41 |
| 01C 17787-B  | Arm (rear bumper)-inner                  | 2         | Comm with Platform & Rack  | 40-41 |
| 01C 17787-C  | Arm (rear bumper)-inner                  | 2         | Panel Delivery   | 40-41 |
| 11A 17787-A  | Arm (rear bumper)-inner                  | 2         | (Pass-DeLuxe & Super DeLuxe except Station Wagon 1941) (Pass-Special & DeLuxe except Sedan Delivery 1942) (Pass-DeLuxe 1946-47)                            | 41-47 |
| 11A 17787-B  | Arm (rear bumper)-inner-RH               | 1         | Station Wagon  | 41-48 |
| 11A 17787-C  | Arm (rear bumper)-inner-offset design-RH | 1         | Pass except Station Wagon, Sedan Delivery  | 41    |
| 11C 17787-A  | Arm (rear bumper)-inner-RH               | 1         | Sedan Delivery   | 41    |
| 21A 17787-A  | Arm (rear bumper)-inner                  | 2         | Pass-DeLuxe & Special except Sedan Delivery  | 42    |
| 21A 17787-A  | Arm (rear bumper)-inner-RH               | 1         | (Pass-Super DeLuxe except Sedan Delivery & Station Wagon 1942) (Pass except Sedan Delivery & Station Wagon 1946-47)  | 42-47 |
| 21A 17787-C  | Arm (rear bumper)-inner-RH               | 1         | Sedan Delivery   | 42-48 |
| 51A 17787    | Arm (rear bumper)-inner-RH               | 1         | Sportsman  | 46-47 |
| 6A 17787-A   | Arm (rear bumper)-inner-RH               | 1         | Pass except Sportsman, Sedan Delivery  | 47-48 |
| 6A 17787-B   | Arm (rear bumper)-inner-RH               | 1         | Sportsman  | 47-48 |
| +40 17788-B  | Arm (rear bumper)-inner-LH               | 1         | New Era Taxicab  | 33    |
| 77 17788-B   | Arm (rear bumper)-inner-LH               | 1         | Panel Delivery   | 37    |
| 77 17788-C   | Arm (rear bumper)-inner-LH               | 1         | 112" Platform  | 37-39 |
| 77 17788-D   | Arm (rear bumper)-inner-LH               | 1         | Comm except Platform & Panel Delivery Body   | 37    |
| 78 17788-A   | Arm (rear bumper)-inner-LH               | 1         | Pass except Sedan Delivery, Station Wagon  | 37    |
| 78 17788-B   | Arm (rear bumper)-inner-LH               | 1         | Sedan Delivery   | 37-39 |
| 81A 17788-A  | Arm (rear bumper)-inner-LH               | 1         | Tudor, Fordor, 5 Window Coupe-Std, Club Coupe, Convertible Sedan, Convertible Coupe, 5 Window Coupe-DeLuxe   | 38    |
| 01A 17788-B  | Arm (rear bumper)-inner-LH               | 1         | Sedan Delivery   | 40-41 |
| 01A 17788-C  | Arm (rear bumper)-inner-LH               | 1         | Station Wagon  | 39-40 |
| 01C 17788-A  | Arm (rear bumper)-inner-LH               | 1         | Comm (except Platform 1938-41, Panel Delivery 1940-41, Sedan Delivery 1941)  | 38-41 |
| 11A 17788-B  | Arm (rear bumper)-inner-LH               | 1         | Station Wagon  | 41-48 |
| 11A 17788-C  | Arm (rear bumper)-inner-offset design-LH | 1         | Pass except Sedan Delivery, Station Wagon  | 41    |
| 11C 17788-A  | Arm (rear bumper)-inner-LH               | 1         | Sedan Delivery   | 41    |
| 21A 17788-A  | Arm (rear bumper)-inner-LH               | 1         | Pass-Super DeLuxe except Station Wagon   | 42    |
| 21A 17788-A  | Arm (rear bumper)-inner-LH               | 1         | Pass except Sedan Delivery, Station Wagon & Sportsman  | 46-47 |
| 21A 17788-C  | Arm (rear bumper)-inner-LH               | 1         | Sedan Delivery   | 42-48 |
| 51A 17788    | Arm (rear bumper)-inner-LH               | 1         | Sportsman  | 46-47 |
| 6A 17788-A   | Arm (rear bumper)-inner-LH               | 1         | Pass except Sportsman, Sedan Delivery  | 47-48 |
| 6A 17788-B   | Arm (rear bumper)-inner-LH               | 1         | Sportsman Coupe  | 47-48 |
| +40 17790    | Spacer (rear bumper)                     | 2         | Victoria   | 34    |
| +48 17790    | Spacer (rear bumper)                     | 2         | Sedan Delivery   | 36    |
| +40 17792    | Grommet (rear bumper arm)                | 2         | Victoria   | 34    |
| +68 17792    | Grommet (rear bumper arm)-RH             | 1         | Station Wagon  | 37    |
| +78 17792-A  | Grommet (rear bumper arm)-RH             | 1         | (5 Window Coupe 1937-40) (Club Coupe 1937-38) (Cabriolet 1937-38) (Roadster & Sedan except Touring 1937) (Convertible Coupe 1939-40) (Business Coupe 1940) | 37-40 |
| +78 17792-B  | Grommet (rear bumper arm)-RH             | 1         | (Touring Sedan 1937) (Convertible Sedan 1937-38) (Phaeton 1937-38) (Sedan-Std 1938)  | 37-38 |
| 78 17792-C   | Grommet (rear bumper arm)-RH             | 2         | Sedan Delivery   | 37-39 |
| 81A 17792    | Grommet (rear bumper arm)-RH             | 1         | (Sedan-DeLuxe 1938) (Convertible Sedan 1939) (Sedan 1939-40)   | 38-40 |

+ No Longer Supplied



## CHASSIS PARTS CATALOGUE

| PART NUMBER | PART NAME  | NO. REQ'D | MODEL  | YEAR  |
|-------------|--|-----------|--|-------|
| 01A 17792-A | Grommet (rear bumper arm)                        | 2         | Sedan Delivery   | 40-47 |
| 11A 17792-A | Grommet (rear bumper arm)-RH                     | 1         | Coupe with Auxiliary Seats, Sedan except Specials, Sedan Coupe, Convertible Club Coupe, 5 Window Coupe except Specials | 41    |
| 11A 17792-C | Grommet (rear bumper arm)-RH                     | 1         | Pass except Station Wagon  | 41    |
| 68 17793    | Grommet (rear bumper arm)-LH                     | 1         | Station Wagon  | 37    |
| +78 17793-B | Grommet (rear bumper arm)-LH                     | 1         | Sedan-Std, Convertible Sedan, Phaeton  | 38    |
| 81A 17793   | Grommet (rear bumper arm)-LH                     | 1         | (Touring Sedan, Phaeton 1937) (Convertible Sedan 1937-39) (Sedan-DeLuxe 1938) (Sedan 1939-40)                          | 37-40 |
| 11A 17793-A | Grommet (rear bumper arm)-LH                     | 1         | Coupe with Auxiliary Seats, Sedan except Specials, Convertible Club Coupe, 5 Window Coupe except Specials              | 41    |
| 11A 17793-C | Grommet (rear bumper arm)-LH                     | 1         | Pass except Station Wagon  | 41    |
| +40 17795-B | Arm (rear bumper)-outer-RH                       | 1         | New Era Taxicab  | 33    |
| +46 17795-A | Arm (rear bumper)-outer-RH                       | 1         | Panel Delivery   | 33-34 |
| +46 17795-B | Arm (rear bumper)-outer-RH                       | 1         | Panel Delivery   | 34    |
| +68 17795   | Arm (rear bumper)-inner-RH                       | 1         | Station Wagon  | 36    |
| 77 17795-B  | Arm (rear bumper)-outer-RH                       | 1         | Panel Delivery   | 37    |
| 77 17795-D  | Arm (rear bumper)-outer-RH                       | 1         | Comm except Platform & Panel Delivery  | 37    |
| +78 17795-A | Arm (rear bumper)-outer-RH                       | 1         | Pass except Sedan Delivery & Station Wagon   | 37    |
| 78 17795-B  | Arm (rear bumper)-outer-RH                       | 1         | Sedan Delivery   | 37-39 |
| 81A 17795-A | Arm (rear bumper)-outer-RH                       | 1         | Sedan-Std, Club & 5 Window & Convertible Coupe, Phaeton  | 38    |
| 91A 17795-A | Arm (rear bumper)-outer                          | 2         | (Sedan-DeLuxe 1938) (Pass except Sedan Delivery & Station Wagon 1939-40)   | 38-40 |
| 91A 17795-B | Arm (rear bumper)-outer-RH                       | 1         | Station Wagon  | 38-39 |
| 01A 17795-A | Arm (rear bumper)-outer-RH                       | 1         | Sedan Delivery   | 40-41 |
| 01A 17795-B | Arm (rear bumper)-outer-RH                       | 1         | Station Wagon  | 40    |
| 01C 17795-A | Arm (rear bumper)-outer-RH                       | 1         | Comm (except Platform & Panel Delivery 1938-41, Sedan Delivery 1941)   | 38-41 |
| 01C 17795-B | Arm (rear bumper)-outer                          | 2         | Comm with Platform   | 38-41 |
| 01C 17795-C | Arm (rear bumper)-outer                          | 2         | (Comm with Platform 1937) (Panel Delivery 1938-41)   | 37-41 |
| 11A 17795-A | Arm (rear bumper)-outer                          | 2         | Pass (except Sedan Delivery & Station Wagon 1941)  | 41-42 |
| 11A 17795-B | Arm (rear bumper)-outer-RH                       | 1         | Station Wagon  | 41-48 |
| 11A 17795-C | Arm (rear bumper)-outer-offset design-RH         | 1         | Pass except Sedan Delivery & Station Wagon   | 41    |
| 11C 17795-A | Arm (rear bumper)-outer-RH                       | 1         | Sedan Delivery   | 41    |
| 21A 17795-A | Arm (rear bumper)-outer-RH                       | 1         | Pass-Super DeLuxe except Station Wagon   | 42    |
| 21A 17795-A | Arm (rear bumper)-outer-RH                       | 1         | Pass except Sedan Delivery & Station Wagon   | 46-47 |
| 21A 17795-C | Arm (rear bumper)-outer-RH                       | 1         | Sedan Delivery   | 42-48 |
| 21A 17795-D | Arm (rear bumper)-outer                          | 2         | Pass-DeLuxe & Special except Sedan Delivery  | 42    |
| 21C 17795-A | Arm (rear bumper)-outer-RH                       | 1         | 114" Panel   | 42-47 |
| 21C 17795-B | Arm (rear bumper)-outer-RH                       | 1         | 114" Pickup, Platform & Stake  | 42-47 |
| 51A 17795   | Arm (rear bumper)-outer-RH                       | 1         | Sportsman  | 46-48 |
| 6A 17795-A  | Arm (rear bumper)-outer-RH-use with 6A-17781 Bar | 1         | Pass except Sportsman Coupe, Sedan Delivery, Station Wagon   | 47-48 |
| +40 17796-B | Arm (rear bumper)-outer-LH                       | 1         | New Era Taxicab  | 33    |
| 46 17796-A  | Arm (rear bumper)-outer-LH                       | 1         | Panel Delivery   | 33-34 |
| 46 17796-B  | Arm (rear bumper)-outer-LH                       | 1         | Panel Delivery   | 34    |
| 67 17796    | Arm (rear bumper)-LH                             | 1         | Pickup   | 36    |
| 68 17796    | Arm (rear bumper)-inner-LH                       | 1         | Station Wagon  | 36    |
| 77 17796-B  | Arm (rear bumper)-outer-LH                       | 1         | Panel Delivery   | 37    |
| 77 17796-D  | Arm (rear bumper)-outer-LH                       | 1         | Comm except Platform & Panel Delivery  | 37    |

† No Longer Supplied



CHASSIS PARTS CATALOGUE

| PART NUMBER  | PART NAME   | NO. REQ'D | MODEL  | YEAR  |
|--------------|---|-----------|--|-------|
| 78 17796-A   | Arm (rear bumper)-outer-LH  | 1         | Pass except Sedan Delivery & Station Wagon                                     | 37    |
| †78 17796-B  | Arm (rear bumper)-outer-LH  | 1         | Sedan Delivery   | 37-39 |
| 81A 17796-A  | Arm (rear bumper)-outer-LH  | 1         | Pass except DeLuxe Sedan, Station Wagon & Sedan Delivery                       | 38    |
| †91A 17796-B | Arm (rear bumper)-outer-LH  | 1         | Station Wagon  | 38-39 |
| 01A 17796-A  | Arm (rear bumper)-outer-LH  | 1         | Sedan Delivery   | 40-41 |
| 01A 17796-B  | Arm (rear bumper)-outer-LH  | 1         | Station Wagon  | 40    |
| 01C 17796-A  | Arm (rear bumper)-outer-LH  | 1         | Comm (except with Platform & Panel Delivery Body 1938-41, Sedan Delivery 1941) | 38-41 |
| 11A 17796-B  | Arm (rear bumper)-outer-LH  | 1         | Station Wagon  | 41-48 |
| 11A 17796-C  | Arm (rear bumper)-outer-offset design-LH                                | 1         | Pass except Sedan Delivery & Station Wagon                                     | 41    |
| 11C 17796-A  | Arm (rear bumper)-outer-LH  | 1         | Sedan Delivery   | 41    |
| 21A 17796-A  | Arm (rear bumper)-outer-LH  | 1         | Pass-Super DeLuxe except Station Wagon   | 42    |
| 21A 17796-A  | Arm (rear bumper)-outer-LH  | 1         | Pass except Sedan Delivery & Station Wagon                                     | 46-47 |
| 21A 17796-C  | Arm (rear bumper)-outer-LH  | 1         | Sedan Delivery   | 42-48 |
| 21C 17796-A  | Arm (rear bumper)-outer-LH  | 1         | 114" Panel   | 42-47 |
| 21C 17796-B  | Arm (rear bumper)-outer-LH  | 1         | Comm with Pickup, Platform & Stake Body  | 42-47 |
| 51A 17796    | Arm (rear bumper)-outer-LH  | 1         | Sportsman  | 46-47 |
| 6A 17796-A   | Arm (rear bumper)-outer-LH-used with 6A-17781 Bar                       | 1         | Pass except Sportsman Coupe, Sedan Delivery, Station Wagon                     | 47-48 |
| †A 17798-A   | Bracket (rear fender guard bar)   | 2         | Pass   | 30-31 |
| †A 17799     | Spacer (rear bumper cross brace)  | 2         | Pass, Comm   | 28-31 |
| †A 17800-B   | Bumper assy (rear fender guard)   | 1         | Pass, Comm   | 28-31 |
| 21A 17801-B  | Deflector assy (rear bumper stone)                                      | 1         | Pass except Station Wagon, Sedan Delivery                                      | 42-47 |
| 51A 17801-A  | Deflector (rear bumper stone)   | 1         | Sportsman  | 46-48 |
| 51A 17801-B  | Deflector assy (rear bumper stone)                                      | 1         | Station Wagon  | 47-48 |
| †A 17802-D   | Arm (rear bumper)-RH  | 1         | Phaeton, Tudor, Fordor   | 28-31 |
| †A 17803-D   | Arm (rear bumper)-LH  | 1         | Phaeton, Tudor, Fordor   | 28-31 |
| †A 17806     | Guard assy (spare wheel)  | 1         | Pass   | 30-31 |
| 6A 17808     | Deflector (rear bumper stone)-center-use with 6A 17838-9                | 1         | Pass except Sedan Delivery, Station Wagon, Sportsman Coupe                     | 47-48 |
|              | †31497-S8 Screw (rear stone deflector to back lower panel)-No.14 x 1/2" | 5         | Pass   | 46-48 |
|              | 24344-S7 Bolt (rear stone deflector to rear panel)-1/4"-20 x 3/4"       | 9         | Pass   | 42-48 |
|              | 34390-S7 Locknut (rear stone deflector to rear panel)-1/4"-20           | 9         | Pass   | 42-48 |
|              | 44720-S8 Washer (rear stone deflector to rear panel)-1/4"               | 9         | Pass   | 42-48 |
|              | 48-16070-S Anti-squeak  | As Req'd  | Pass   | 42-48 |
|              | 29A-16346-A Anti-squeak (rear stone deflector)-replaced by 48-16070-S   | 1         | Pass except Sedan Delivery & Station Wagon                                     | 42-48 |
|              | 51A-16346-E Anti-squeak (rear stone deflector)-Maroon                   | 1         | Pass   | 46-48 |
|              | 51A-16346-F Anti-squeak (rear stone deflector)-Blue Green               | 1         | Pass   | 46-48 |
|              | 51A-16346-G Anti-squeak (rear stone deflector)-Grey                     | 1         | Pass   | 46-48 |
| †A 17811-B   | Arm (rear bumper)-RH  | 1         | A-135, 190A  | 28-29 |
| †A 17812-B   | Arm (rear bumper)-LH  | 1         | A-135, 190A  | 28-29 |
| 01A 17816    | Bumper (stone deflector)  | 7         | Pass   | 40-41 |
| †A 17817-B   | Arm (rear bumper)-RH  | 1         | Town Car, Town Sedan, Fordor Sedan, Phaeton DeLuxe                             | 28-29 |
| †A 17818-B   | Arm (rear bumper)-LH  | 1         | Town Car, Town Sedan, Fordor Sedan, Phaeton DeLuxe                             | 28-29 |
| †A 17819-A   | Bumper assy (rear fender guard)   | 1         | Pass, Comm   | 28-31 |
| †A 17819-B   | Bumper assy (rear fender guard)   | 1         | Pass, Comm   | 28-31 |

† No Longer Supplied



## CHASSIS PARTS CATALOGUE

| PART NUMBER | PART NAME   | NO. REQ'D | MODEL   | YEAR 19__ |
|-------------|---|-----------|---|-----------|
| †A 17820-A  | Bumper assy (rear fender guard)-with cross bar                          | 1         | Pass,Comm   | 28-31     |
| †A 17821    | Arm (rear bumper)-RH  | 1         | Tudor,Fordor,Town Sedan   | 30-31     |
| B 17821-B   | Arm (rear bumper)-RH  | 1         | Pass,Comm   | 32        |
| B 17822-B   | Arm (rear bumper)-LH  | 1         | Pass,Comm   | 32        |
| †11A 17825  | Bolt (end bumper guard)   |           | Refer to Center & End Bumper Guard Group                                    |           |
| A 17830     | Clamp assy (rear bumper arm body)                                       | 2         | A-130B  | 30-31     |
| †A 17832    | Brace (rear bumper extension)-center                                    | 1         | Pass  | 28-31     |
| 21A 17832-A | Extension (rear bumper stone deflector)-rubber                          | 1         | Pass except Sedan Delivery & Station Wagon                                  | 42-47     |
| 6A 17832-A  | Extension (rear bumper stone deflector)-rubber                          | 1         | Pass except Sedan Delivery,Sportsman Coupe,Station Wagon                    | 47-48     |
| †A 17833    | Arm (rear bumper extension)   | 2         | Pass,Comm   | 28-31     |
| †A 17834    | Bolt (bumper bar end)   | 4         | Pass,Comm   | 28-31     |
| 6A 17838    | Deflector assy (rear bumper stone)-end-RH-use with 6A 17808             | 1         | Pass except Sedan Delivery,Sportsman, Station Wagon                         | 47-48     |
| 6A 17839    | Deflector assy (rear bumper stone)-end-LH-use with 6A 17808             | 1         | Pass except Sedan Delivery,Sportsman, Station Wagon                         | 47-48     |
| †A 17842    | Arm (rear bumper)-LH  | 1         | A-130B  | 30-31     |
| †AA 17843-A | Arm (rear bumper)-RH  | 1         | Trucks  | 31        |
| †AA 17844-A | Arm (rear bumper)-LH  | 1         | Trucks  | 31        |
| AA 17844-B  | Arm (rear bumper)-LH  | 1         | Trucks  | 31        |
| 21A 17844-A | Anti-squeak (rear bumper stone deflector to body)                       | 1         | Pass except Station Wagon   | 42        |
| 51A 17844-C | Anti-squeak (rear bumper stone deflector)                               | 1         | Pass  | 46-48     |
| †A 17845    | Bracket (fender guard bar)  | 2         | A-130B  | 30-31     |
| 51A 17862   | Brace (rear bumper end guard)-RH  | 1         | Station Wagon   | 46-48     |
| 51A 17863   | Brace (rear bumper end guard)-LH  | 1         | Station Wagon   | 46-48     |
| †40 17906-B | Bar (rear bumper)   | 1         | Victoria  | 34        |
| †68 17906-B | Bar (rear bumper)   | 1         | (Sedan Delivery 1935)(Panel Delivery 1936)                                  | 35-36     |
| 74 17906    | Bar (rear bumper)-replaced by 01A-17757-C                               | 1         | Pass except Sedan Delivery & Station Wagon                                  | 37        |
| 78 17906-B  | Bar (rear bumper impact)-replaced by 01A 17757-D                        | 1         | (Panel Delivery 1937)(Pass.Sedan Delivery 1937-39)                          | 37-39     |
| 91T 17906   | Bar (rear bumper impact)-replaced by 21T-17906                          |           | 122" & 134" Trucks except 1941 Panel Delivery                               | 38-41     |
| 21T 17906   | Bar (rear bumper impact)-painted  | 1         | (122",134" Panels 1942-47)(122" Platform Express 1946-47)                   | 42-47     |
| 11A 17908   | Bolt (bumper guard to arm)  | 4         | (Pass 1941)(Pass-Deluxe & Special except Sedan Delivery 1942)(Pass 1946-48) | 41-48     |
| 21A 17908   | Bolt (bumper guard to arm)-1/2"-20 x 3-5/16"                            | 4         | (Pass-Super DeLuxe,Sedan Delivery-1942-48)(Station Wagon 1945-48)           | 42-48     |
| †BB 17910   | Spacer (bumper arm)   | 2         | 1 1/2 Ton Panel Delivery  | 35-37     |
| †A 17911    | Arm (bumper rear)-RH  | 1         | Fordor Sedan  | 31        |
| †A 17912    | Arm (bumper rear)-LH  | 1         | Fordor Sedan  | 31        |
| †B 17914    | Arm (bumper rear)   | 1         | Pass,Comm   | 32        |
| †AA 17916   | Plate (arm to back bar bolt)  | 2         | Trucks  | 30-31     |
| †B 17918    | Support (rear bumper arm)   | 2         | Pass,Comm   | 32        |
| 77 17918-B  | Support (rear bumper inner arm)   | 1         | Comm with Platform & Rack   | 38-41     |
| 81C 17918   | Support (rear bumper arm)   | 1         | Comm with Panel Delivery Body   | 40-41     |
| †AA 17920   | Bolt (bumper end)   | 2         | Trucks  | 30-31     |
| †AA 17921   | Arm (rear bumper)-RH  | 1         | Trucks  | 31        |
| †AA 17922   | Arm (rear bumper)-LH  | 1         | Trucks  | 31        |
| †AA 17925-A | Support (rear bumper brace)-RH-20 1/2" long                             | 1         | Trucks  | 31        |
| †AA 17925-B | Support (rear bumper brace)-RH-14" long                                 | 1         | Trucks  | 31        |
| 81C 17925   | Hanger (inner frame)-RH   | 1         | Comm with Panel Delivery Body   | 39-41     |
| †AA 17926-A | Support (rear bumper brace)-LH-20 1/2" long                             | 1         | Trucks  | 31        |
| 81C 17926   | Hanger (inner frame)-LH   | 1         | Comm with Panel Delivery Body   | 39-41     |
|             | 24324-S7 Bolt (rear bumper arm grommet retainer to body)-1/4"-20 x 5/8" | 4         | Pass except Station Wagon   | 38        |
|             | 34805-S8 Washer (rear bumper arm grommet retainer to body)-1/4"         | 4         | Pass except Sedan Delivery & Station Wagon                                  | 38        |

† No Longer Supplied

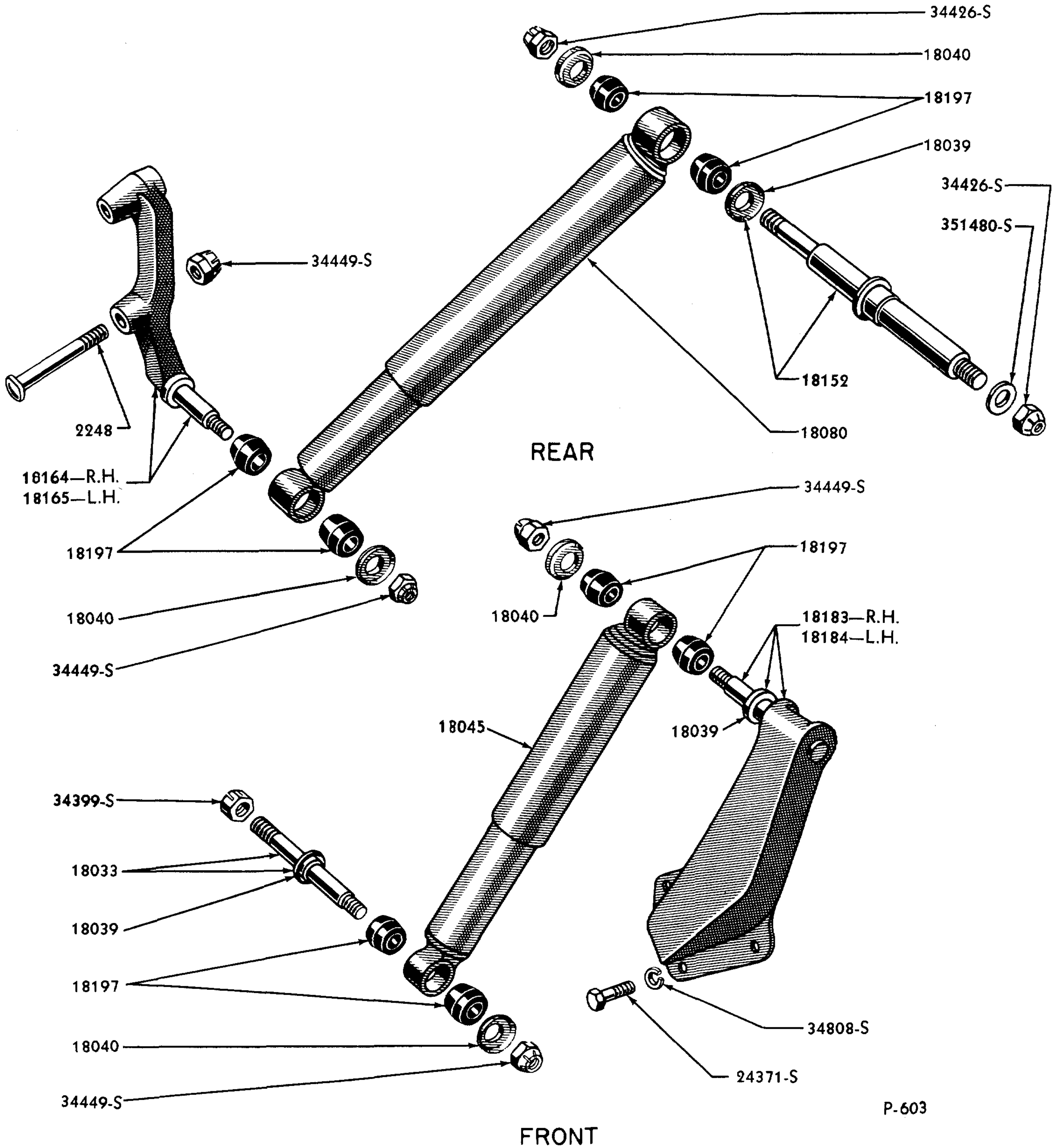


CHASSIS PARTS CATALOGUE

| PART NUMBER | PART NAME  | NO. REQ'D | MODEL  | YEAR  |
|-------------|--|-----------|--|-------|
| †AA 17923-A | Bracket (rear bumper guard bar)-LH 2 holes       | 1         | Trucks   | 31    |
| †AA 17923-B | Bracket (rear bumper guard bar)-LH 3 holes       | 1         | Trucks   | 31    |
| †AA 17929-A | Bracket (rear bumper guard bar)-RH 2 holes       | 1         | Trucks   | 31    |
| †AA 17929-B | Bracket (rear bumper guard bar)-RH-3 holes       | 1         | Trucks   | 31    |
| †51A 17940  | Tire Inflator & Fire Extinguisher                |           | Refer to Tire Inflator & Fire Extinguisher Group                 |       |
| †6A 17942   | Bracket assy (Tire Inflator & Fire Extinguisher) |           | Refer to Tire Inflator & Fire Extinguisher Group                 |       |
| †BB 17955   | Arm (rear bumper)-RH                             | 1         | 133 1/2", 157" Trucks  | 34    |
| †50 17955   | Arm (rear bumper)-RH                             | 1         | 112" Panel Delivery  | 35    |
| 79 17955    | Arm (rear bumper)-RH                             | 1         | 131 1/2" Panel Delivery  | 35-37 |
| 81T 17955   | Arm (rear bumper)-outer-RH                       | 1         | 122", 134" Panels  | 38-47 |
| 81Y 17955   | Arm (rear bumper)-outer-RH                       | 1         | 122" Trucks except Panel   | 38-41 |
| †BB 17956   | Arm (rear bumper)                                | 1         | 131 1/2", 157" Panel Delivery                                    | 34    |
| †50 17956   | Arm (rear bumper)-LH                             | 1         | 112" Panel Delivery  | 35    |
| 79 17956    | Arm (rear bumper)-LH                             | 1         | 131 1/2" Panel Delivery  | 35-37 |
| 81T 17956   | Arm (rear bumper)-outer-LH                       | 1         | 122", 134" Panels  | 38-47 |
| 81Y 17956   | Arm (rear bumper)-outer-LH                       | 1         | 114", 122" Trucks except Panel                                   | 38-41 |
| †50 17957   | Support (bumper arm)                             | 2         | 112" Panel Delivery  | 36    |
| †79 17957   | Reinforcement (bumper arm)                       | 1         | 131 1/2" Panel Delivery  | 35-37 |
| 81T 17957   | Reinforcement (bumper bar)                       | 1         | 114", 122" Panels  | 38-47 |
| 81Y 17957   | Arm (reinforcement)                              | 2         | 122" Trucks except Panel   | 38-41 |
| 21C 17957-A | Reinforcement (bumper outer arm)                 | 1         | 114" Panels  | 42-47 |
| 21C 17957-B | Reinforcement (bumper outer arm)                 | 1         | 114" Pickup, Platform & Stake                                    | 42-47 |
| 51 17958    | Support (rear bumper outer)-RH                   | 1         | 131 1/2" Panel Delivery  | 35-36 |
| 81C 17958   | Hanger (outer frame)-RH                          | 1         | Comm with Panel Delivery Body                                    | 39-41 |
| †BB 17959   | Support (rear bumper bar outer)                  | 2         | BB-330   | 32-33 |
| †46 17959-B | Support (rear bumper arm inner)                  | 2         | 112" Panel Delivery  | 34    |
| †51 17959   | Support (rear bumper outer)-LH                   | 1         | 131 1/2" Panel Delivery  | 35-36 |
| †81C 17959  | Hanger (outer frame)-LH                          | 1         | Comm with Panel Delivery Body                                    | 39-41 |
| †AA 17960   | Bar (bumper outer)                               | 2         | Trucks   | 31    |
| †BB 17960   | Bar (rear bumper outer)                          | 2         | BB-330   | 32-33 |
| †51 17960   | Bar (rear bumper outer)                          | 2         | 131 1/2" Panel Delivery  | 35-36 |
| †BB 17963   | Bar (rear bumper center)                         | 1         | BB-330   | 32-33 |
| †50 17964   | Support (bumper arm)                             | 2         | 112" Panel Delivery  | 36    |
| 21A 17984   | Guard (rear bumper)                              | 2         | Pass-Super DeLuxe except Station Wagon                           | 42    |
| 21A 17984   | Guard (rear bumper)                              | 2         | Pass except Sedan Delivery & Station Wagon                       | 46-47 |
| 6A 17984-A  | Guard (bumper bar)-LH-front                      | 1         | Pass except Sedan Delivery & Station Wagon                       | 47-48 |
| 6A 17984-A  | Guard (bumper bar)-RH-rear                       | 1         | Pass except Sedan Delivery, Station Wagon                        | 47-48 |
| 6A 17985-A  | Guard (bumper bar)-RH-front                      | 1         | Pass except Sedan Delivery & Station Wagon                       | 47-48 |
| 6A 17985-A  | Guard (bumper bar)-LH-rear                       | 1         | Pass except Sedan Delivery, Station Wagon                        | 47-48 |
| 68 17996-A  | Guard (bumper bar)                               | 2or4      | Pass, Comm (except Comm 1935)                                    | 35-36 |
| 78 17996    | Guard (bumper bar)                               | 2or4      | Pass   | 37    |
| 79 17996    | Guard (bumper bar)-front                         | 1         | (134", 157" Trucks 1937-39)(Comm, 122" Trucks 1938-39)           | 37-39 |
| 81A 17996-A | Guard (bumper bar)                               | 4         | Pass-Std   | 38    |
| 81A 17996-B | Guard (bumper bar)                               | 4         | (Pass-DeLuxe 1938)(Pass-Std 1939)                                | 38-39 |
| 91A 17996   | Guard (bumper bar)                               | 4         | Pass-DeLuxe  | 39    |
| 01A 17996   | Guard (bumper bar)                               | 4         | Pass   | 40    |
| 11A 17996-A | Guard (bumper bar)                               | 2or4      | Pass-DeLuxe, Sedan Delivery-Front Only                           | 41    |
| 11A 17996-B | Guard (bumper bar)                               | 4         | (Pass-Super DeLuxe 1941)(Pass-DeLuxe except Sedan Delivery 1942) | 41-42 |
| 11A 17996-B | Guard (rear bumper)                              | 2         | Station Wagon  | 42-47 |
| 21A 17996   | Guard (front bumper)-RH                          | 1         | (Pass-Super DeLuxe, Sedan Delivery 1942)<br>(Pass 1946-47)       | 42-47 |
| 21A 17997   | Guard (front bumper)-LH                          | 1         | (Pass-Super DeLuxe, Sedan Delivery 1942)<br>(Pass 1946-47)       | 42-47 |

† No Longer Supplied





P-603

1947-48 DIRECT ACTING SHOCK ABSORBERS

Basic numbers only shown on illustration. Order by Part Numbers shown in list of parts.



CHASSIS PARTS CATALOGUE

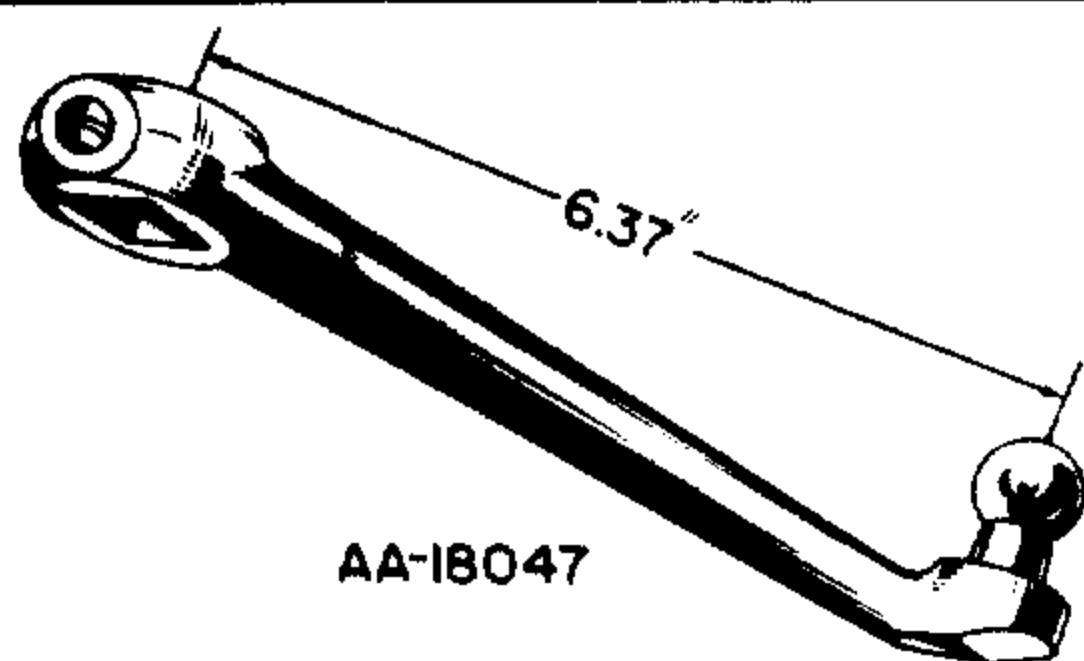
| PART NUMBER           | PART NAME  | NO. REQ'D | MODEL                          | YEAR<br>19__ |
|-----------------------|--|-----------|--------------------------------|--------------|
| <b>Shock Absorber</b> |  |           |                                |              |
| 81TS 18006            | Absorber kit (shock)-front-RH  | 1         | Trucks except 122"             | 38-39        |
| 01TS 18006            | Absorber kit (shock)-front-RH  | 1         | Trucks except 122"             | 40-41        |
| 21TS 18006            | Absorber kit (shock)-front-RH  | 1         | Trucks except 122" & COE       | 42-47        |
| 21WS 18006            | Absorber kit (shock)-front-RH  | 1         | COE                            | 42-47        |
| 81TS 18007            | Absorber kit (shock)-front-LH  | 1         | Trucks except 122"             | 38-39        |
| 01TS 18007            | Absorber kit (shock)-front-LH  | 1         | Trucks except 122"             | 40-41        |
| 21TS 18007            | Absorber kit (shock)-front-LH  | 1         | Trucks except 122" & COE       | 42-47        |
| 21WS 18007            | Absorber kit (shock)-front-LH  | 1         | COE                            | 42-47        |
| 21T 18008             | Absorber kit (shock)-rear-RH-with two speed rear axle                    | 1         | Trucks except 122", School Bus | 42-47        |
| 21YS 18008            | Absorber kit (shock)-rear-RH   | 1         | 122" Trucks                    | 42-47        |
| 59T 18008             | Absorber kit (shock)-rear-RH-with conventional rear axle                 | 1         | Trucks except 122", School Bus | 42-47        |
| 21T 18009             | Kit (rear shock absorber)-LH-with two speed rear axle                    | 1         | Trucks except 122", School Bus | 42-47        |
| 21YS 18009            | Kit (rear shock absorber)-LH   | 1         | 122" Trucks                    | 42-47        |
| 59T 18009             | Kit (rear shock absorber)-LH-with conventional rear axle                 | 1         | Trucks except 122", School Bus | 42-47        |
| B 18015-B             | Absorber assy (front shock-RH & rear shock-LH)-clockwise                 | 2         | Pass, Comm                     | 28-32        |
| 48 18015-E            | Absorber assy (rear shock)-RH-clockwise                                  | 1         | Pass, Comm                     | 33-36        |
| B 18016-B             | Absorber assy (front shock-LH & rear shock-RH)-anti-clockwise            | 2         | Pass, Comm                     | 28-32        |
| 48 18016-E            | Absorber assy (rear shock)-LH-anti-clockwise                             | 1         | Pass, Comm                     | 33-36        |
| 51A 18033-A           | Stud & washer assy (lower front direct acting shock absorber)            | 2         | Pass                           | 47-48        |
|                       | 34399-58 Locknut (direct acting front shock absorber-lower stud)-1/2"-20 | 2         | Pass                           | 47-48        |
|                       | 34449-57 Locknut (direct acting shock absorber-lower stud)-outer-1/2"-20 | 2         | Pass                           | 47-48        |
| †51A 18039-A          | Washer (direct acting shock absorber-upper & lower studs)                | 6         | Pass                           | 47-48        |
| 51A 18040             | Washer (direct acting shock absorber studs & brackets)                   | 8         | Pass                           | 47-48        |
| 21TS 18043            | Body, arm & link assy (front shock absorber)-RH                          | 1         | Trucks except 122" & COE       | 42-47        |
| 21TS 18044            | Body, arm & link assy (front shock absorber)-LH                          | 1         | Trucks except 122" & COE       | 42-47        |

† No Longer Supplied

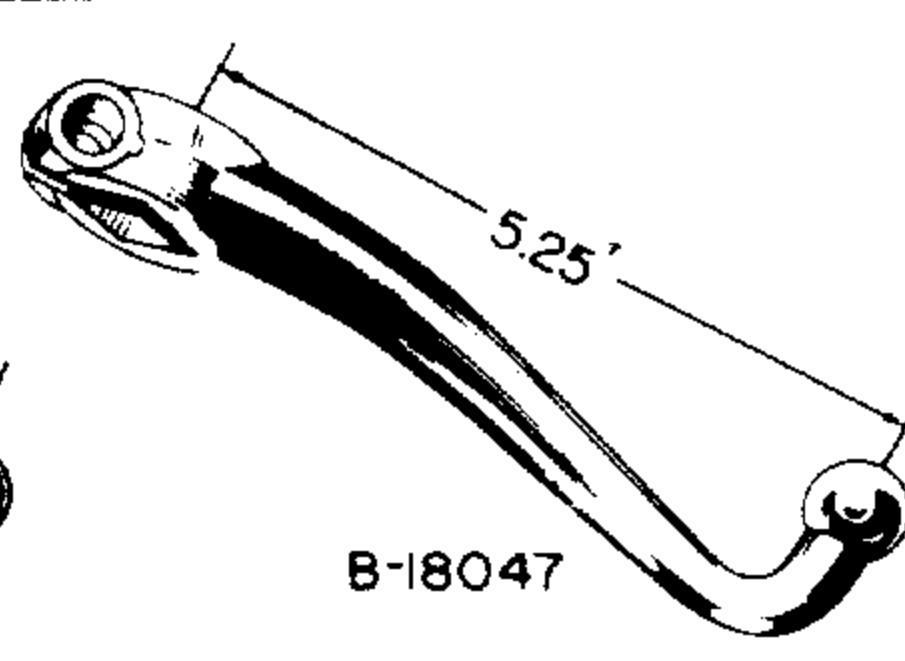


## CHASSIS PARTS CATALOGUE

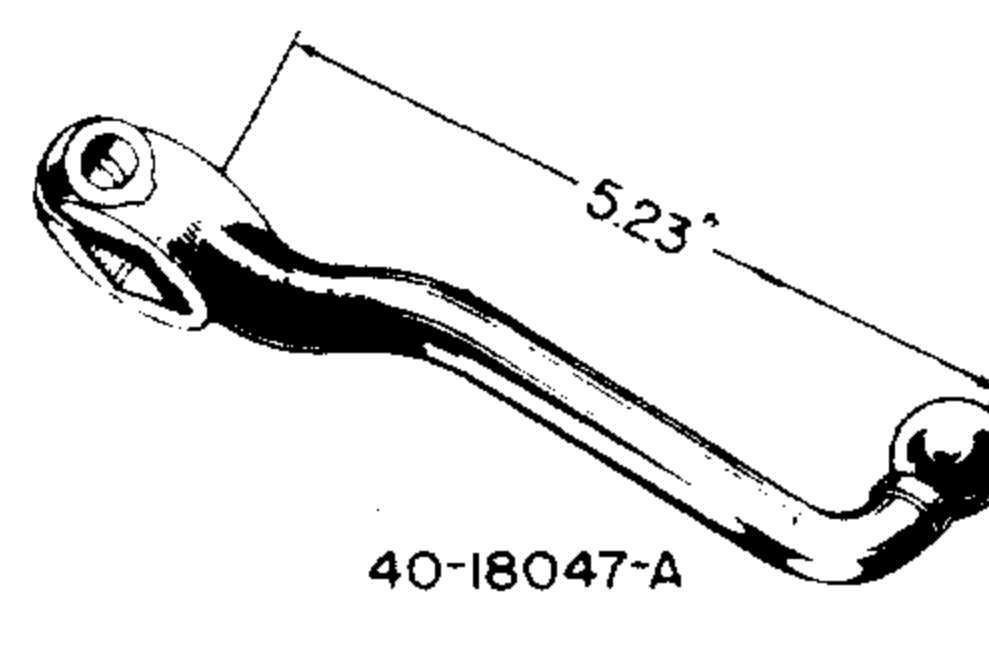
| PART NUMBER | PART NAME   | NO. REQ'D | MODEL  | YEAR<br>19__ |
|-------------|---|-----------|--|--------------|
| 40 18045-B  | Absorber assy (front shock)-RH  | 1         | Pass,Comm  | 33-36        |
| 01A 18045-B | Absorber assy (front shock)-RH  | 1         | (Pass 1935-40)(Comm 1935-41)(122" Truck<br>1938-39)  | 35-41        |
| 01A 18045-D | Absorber assy (front shock)-RH  | 1         | 122" Trucks  | 40-41        |
| 21TS 18045  | Instrument & lever assy (front shock)-RH  | 1         | Trucks except 122" & COE                             | 42-47        |
| 51A 18045-A | Absorber assy (front shock)-RH-vane type  | 1         | Pass   | 41-48        |
|             |   | 1         | Comm,Trucks  | 41-47        |
| 51A 18045-C | Absorber assy (front shock)-direct acting type                                  | 2         | Pass   | 47-48        |
|             | 34449-S7 Locknut (direct acting shock<br>absorber to upper bracket)-<br>1/2"-20 | 2         | Pass   | 47-48        |
| 59A 18045-A | Absorber assy (front shock)-direct acting type -<br>replaced by 59A 18124       | 2         | Pass except Sedan Delivery                           | 47-48        |
| 40 18046-B  | Absorber assy (front shock)-LH  | 1         | Pass,Comm  | 33-36        |
| 01A 18046-B | Absorber assy (front shock)-LH  | 1         | (Pass 1935-40)(Comm 1935-41)(122" Trucks<br>1938-39) | 35-41        |
| 01A 18046-D | Absorber assy (front shock)-LH  | 1         | 122" Trucks  | 40-41        |
|             | 20411-S7 Bolt (shock absorber to frame)-<br>7/16"-20 x 1 1/8"                   | 8         | Pass,Comm  | 32           |
|             | 24453-S8 Bolt (shock absorber to frame)-<br>1/2"-20 x 1 3/8"                    | 4         | Trucks   | 31           |
|             | 350605-S Bolt (shock absorber to frame)-<br>7/16"-20 x 1 1/8"                   | 8         | (Pass,Comm except 1932)                              | 28-36        |
|             | 33802-S8 Nut (shock absorber to frame)-<br>7/16"-20                             | 8         | Pass,Comm  | 28-36        |
|             | 34808-S8 Lockwasher (shock absorber to<br>frame)-7/16"                          | 8         | Pass,Comm  | 28-36        |
|             | 353054-S Plug (shock absorber)-filler -<br>1/8"                                 | 4         | Pass,Comm  | 28-37        |
| 21TS 18046  | Instrument & lever assy (front shock)-LH  | 1         | Trucks except 122" & COE                             | 42-47        |
| 51A 18046-A | Absorber assy (front shock)-LH-vane type  | 1         | Pass   | 41-48        |
|             |   | 1         | Comm,122" Trucks                                     | 41-47        |
|             | †24431-S2 Bolt (shock absorber to frame)-<br>7/16"-20 x 1 1/4"                  | 4         | Pass   | 41-48        |
|             |   | 4         | Comm,122" Trucks                                     | 41-47        |
|             | 34808-S8 Lockwasher (shock absorber to<br>frame)-7/16"-20                       | 4         | Pass   | 41-48        |
|             |   | 4         | Comm,122" Trucks                                     | 41-47        |



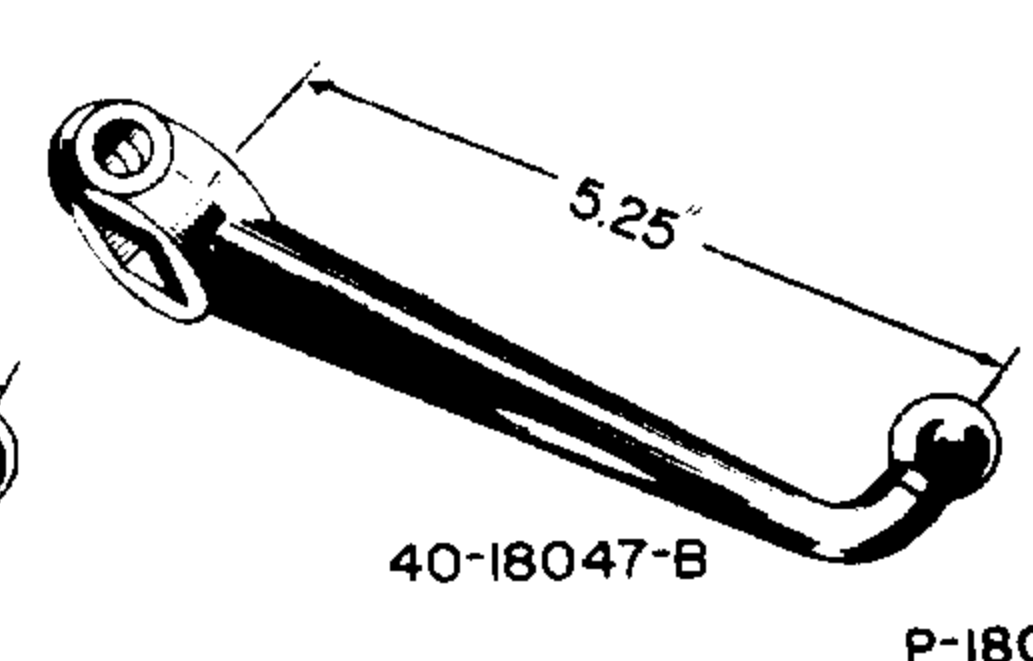
AA-18047



B-18047



40-18047-A



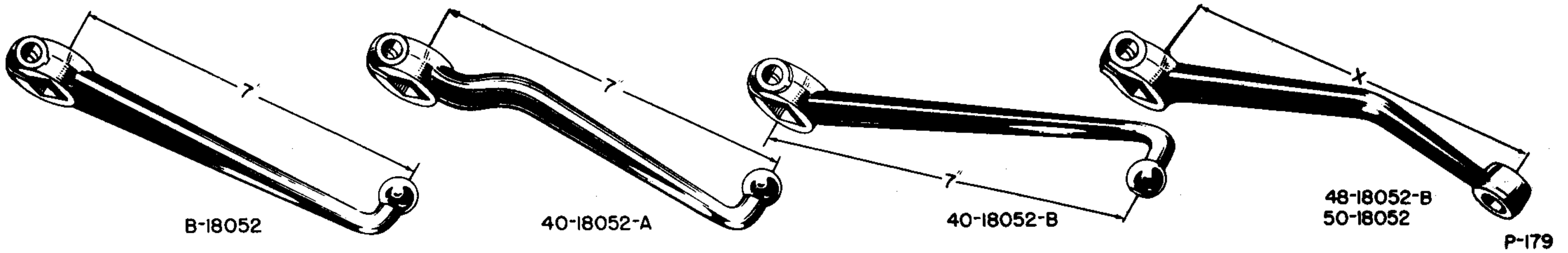
40-18047-B

P-180

|            |  |   |                          |       |
|------------|--|---|--------------------------|-------|
| AA 18047   | Arm (front shock absorber)   | 2 | Trucks                   | 28-29 |
| B 18047    | Arm (front shock absorber)   | 2 | Pass,Comm                | 28-32 |
| 40 18047-A | Arm (front shock absorber)-inside mounting for 1933-<br>use with B-18064-B,B-18065-B | 2 | Pass,Comm                | 33    |
| 40 18047-B | Arm (front shock absorber)   | 2 | Pass,Comm                | 34    |
| 21TS 18050 | Link (front shock absorber)  | 2 | Trucks except 122" & COE | 42-47 |

† No Longer Supplied

## CHASSIS PARTS CATALOGUE



| PART NUMBER | PART NAME  | NO. REQ'D | MODEL                               | YEAR  |
|-------------|--|-----------|-------------------------------------|-------|
|             |  |           |                                     | 19__  |
| B 18052     | Arm (rear shock absorber)  | 2         | Pass, Comm                          | 28-32 |
| 40 18052-A  | Arm (rear shock absorber)-use with B-18064-B, B-18065-B                                | 2         | Pass, Comm                          | 33-34 |
| 40 18052-B  | Arm (rear shock absorber)-use with 40-18064  | 2         | Pass, Comm                          | 34    |
| 48 18052-B  | Arm (rear shock absorber)-dimension "x" on illustration 7" long                        | 4         | Pass, Comm                          | 35-36 |
| 50 18052    | Arm (rear shock absorber)-use with 48-5560-D-dimension "x" on illustration 7 1/2" long | 2         | Comm, Station Wagon                 | 35-36 |
|             | 22276-S2 Bolt (shock absorber arm clamp)-3/8"-24 x 1 7/8"                              | 2or4      | Pass, Comm                          | 28-36 |
|             | 34030-S8 Nut (shock absorber arm clamp)-3/8"-24  | 2or4      | Pass, Comm                          | 28-36 |
|             | 72009-S Cotter pin (shock absorber arm clamp)-3/32" x 5/8"                             | 2or4      | Pass, Comm                          | 28-36 |
|             | 33800-S8 Nut (shock absorber ball stud)-3/8"-24  | 6or8      | Pass, Comm                          | 35-37 |
|             | 34807-S2 Lockwasher (shock absorber ball stud)-3/8"                                    | 6or8      | Pass, Comm                          | 35-37 |
| B 18055-A   | Link assy (shock absorber)   | 4         | Pass, Comm                          | 28-34 |
| 40 18055    | Link assy (shock absorber)   | 4         | Pass, Comm                          | 34-35 |
| 48 18055-A  | Link assy (shock absorber)-front & rear  | 4         | Pass, Comm                          | 35-36 |
| 48 18055-A  | Link (shock absorber)-rear   | 2         | Pass                                | 37    |
| 78 18055-A  | Link (shock absorber)-front  | 2         | Pass                                | 37    |
| 99A 18055-A | Link (shock absorber)-front & rear   | 2or4      | Pass, Sedan Delivery, Station Wagon | 41-47 |
| 01Y 18055-A | Link (shock absorber)-front  | 2         | Comm, 122" Truck                    | 40-47 |
| 21A 18055-A | Link (torsion bar to front axle)-2.40" long  | 2         | Pass                                | 42-48 |
| 21T 18056   | Link (shock absorber)-rear   | 2         | Trucks                              | 42-47 |
|             | 351022-S2 Nut (shock absorber link)-3/8"-24  | 4         | Pass                                | 42-48 |
| 81W 18058   | Instrument, lever & ball joint assy (shock absorber)                                   | 1         | COE                                 | 38    |
| 81W 18059   | Instrument, lever & ball joint assy (shock absorber)                                   | 1         | COE                                 | 38    |
| B 18060-A   | Bushing (shock absorber link)-rubber-replaced by B 18055-A or 40 18055                 | 8         | Pass, Comm                          | 28-35 |
|             | 72053-S Cotter pin (shock absorber link)-1/8" x 1 1/4"                                 | 4         | Pass, Comm                          | 28-31 |
|             | 353031-A-S7 Fitting (lubricator) -1/8"   | 4         | Pass, Comm                          | 28-31 |
| 11A 18060-A | Bushing (shock absorber link)  | 4         | Comm, Trucks except 122"            | 42-47 |
|             | 11A-3521 Bushing (shock absorber link)   | 4         | Comm, Trucks except 122"            | 42-47 |
| 11A 18060-A | Bushing (shock absorber link)-front  | 4         | Trucks except 122"                  | 42-47 |
| 19B 18060-A | Bushing (shock absorber link)-rear   | 4         | Trucks, School Bus                  | 42-47 |
| 19B 18063   | Spacer (rear shock absorber link bushing)  | 4         | Trucks                              | 42-47 |
| B 18064-B   | Housing (shock absorber link)-RH-link openings on opposite sides                       | 4         | Pass, Comm                          | 28-34 |
| 40 18064    | Housing (shock absorber link)-link openings on same side-replaced by 40-18055          | 8         | Pass, Comm                          | 34-35 |
| 21C 18064   | Link (shock absorber)-rear   | 4         | Comm                                | 42-47 |
|             | 33981-S2 Nut (rear shock absorber to frame)-castle-7/16"-20                            | 4         | Pass                                | 38    |
|             | 34808-S2 Lockwasher (rear shock absorber to frame bolt)-7/16"                          | 4         | Pass, Comm, 122" Truck              | 38-47 |
|             | 353054-S Plug-filler-for glycerin  | 4         | Comm                                | 38-41 |





CHASSIS PARTS CATALOGUE

| PART NUMBER | PART NAME   | NO. REQ'D | MODEL  | YEAR  |
|-------------|---|-----------|--|-------|
| B 18065-B   | Housing (shock absorber link)-LH-link openings on opposite sides      | 4         | Pass,Comm  | 28-34 |
| †20415-S2   | Bolt (shock absorber to frame)-1/4"-28 x 13/16"                       | 8         | Pass,Comm  | 28-35 |
| 33796-S7    | Nut-1/4"-28   |           |  |       |
| 34805-S8    | Lockwasher-1/4"   |           |  |       |
| 350605-S    | Bolt (front shock absorber to frame)-7/16"-20 x 1 1/8"                | 4         | Pass,Comm  | 37    |
| 33802-S8    | Nut-7/16"-20  |           |  |       |
| 34808-S8    | Lockwasher 7/16"  |           |  |       |
| 72009-S     | Cotter pin (shock absorber to frame front)-3/32" x 5/8"               | 4         | Pass,Comm (90 HP)  | 37    |
| 350667-S2   | Bolt (rear shock absorber to frame)-7/16"-20 x 1 1/4"                 | 4         | Tudor,Fordor,Coupe (90 HP)   | 37    |
| 33981-S2    | Nut (rear shock absorber to frame)-7/16"-20                           | 4         | Pass,Comm  | 37    |
| 22230-S2    | Bolt (rear shock absorber to frame)-7/16"-20 x 1 1/4"                 | 4         | Comm,Roadster,Phaeton,Convertible Sedan,Cabriolet,Sedan Delivery,Station Wagon | 37    |
| 11A 18080-A | Absorber assy (rear shock)-RH-vane type-replaced by 51A 18080-A       | 1         | Pass   | 41-42 |
| 11A 18080-C | Absorber assy (rear shock)-RH-vane type                               | 1         | Pass,Comm  | 36-41 |
| 51A 18080-A | Absorber assy (rear shock)-RH-vane type                               | 1         | Pass except Sedan Delivery & Station Wagon                                     | 41-48 |
| 51A 18080-B | Absorber assy (rear shock)-RH-vane type                               | 1         | Sedan Delivery,Station Wagon   | 46-48 |
| 51A 18080-E | Absorber assy (rear shock)-direct acting type                         | 2         | Pass except Station Wagon  | 47-48 |
| 51A 18080-F | Absorber assy (rear shock)-direct acting type-replaced by 51A 18125-A | 2         | Station Wagon  | 47-48 |
| 51A 18080-G | Absorber assy (rear shock)-direct acting type-repl. by 51A 18125-B    | 2         | Pass except Sedan Delivery & Station Wagon                                     | 47-48 |
| 34449-S7    | Locknut (lower rear shock absorber to bracket)-1/2"-20                | 2         | Pass   | 47-48 |
| 51C 18080   | Absorber assy (rear shock)-RH-vane type                               | 1         | Comm   | 42-48 |
| 11A 18081-A | Absorber assy (rear shock)-LH-vane type-replaced by 51A 18081-A       | 1         | Pass   | 41-42 |
| 11A 18081-C | Absorber assy (rear shock)-LH-vane type                               | 1         | Pass,Comm  | 36-41 |
| 51A 18081-A | Absorber assy (rear shock)-LH-vane type                               | 1         | Pass except Sedan Delivery & Station Wagon                                     | 41-48 |
| 51A 18081-B | Absorber assy (rear shock)-LH-vane type                               | 1         | Sedan Delivery,Station Wagon   | 46-48 |
| 51C 18081   | Absorber assy (rear shock)-LH   | 1         | Comm   | 42-47 |
| 24451-S2    | Bolt (rear shock absorber to frame)-7/16"-20 x 1 3/8"                 | 4         | Comm   | 42-47 |
| 33802-S8    | Nut (rear shock absorber to frame bolt)-7/16"-20                      | 4         | Pass,Comm,122" Truck   | 38-47 |
| 350667-S2   | Bolt (rear shock absorber to frame)-carriage head-7/16"-20 x 1 1/4"   | 4         | Comm   | 38-41 |
| 350605-S    | Bolt (front shock absorber to frame)-special head-7/16"-20 x 1 1/8"   | 4         | Pass,Comm,122" Truck   | 38-39 |
| 22230-S2    | Bolt (rear shock abs. to frame)-hex head-7/16"-20 x 1 1/4"            | 4         | Pass,Comm  | 38-39 |

† No Longer Supplied



## CHASSIS PARTS CATALOGUE

| PART NUMBER  | PART NAME  | NO. REQ'D | MODEL  | YEAR<br>19__ |
|--------------|--|-----------|--|--------------|
| 59A 18124    | Absorber kit (shock)-front-direct acting-consists of the following<br>1-59A 18045-A Front shock absorber<br>4- 51A 18197 Bushing | 2         | Pass   | 46-48        |
| 51A 18125-A  | Absorber kit (shock)-rear-direct acting-consists of the following<br>1-51A 18080-F Rear shock absorber<br>4-51A 18197 Bushing    | 2         | Station Wagon & Sedan Delivery                     | 46-48        |
| 51A 18125-B  | Absorber kit (shock)-rear-direct acting consists of the following<br>1-51A 18080-G Rear shock absorber<br>4-51A 18197 Bushing    | 2         | Pass except Station Wagon & Sedan Delivery         | 46-48        |
| 81W 18126    | Plate (front shock absorber clip)  | 2         | COE  | 38-41        |
| 51A 18152-B  | Stud & washer assy (direct acting rear shock absorber)-upper   | 2         | Pass   | 47-48        |
|              | 34426-S7 Locknut (direct acting front shock absorber stud to frame)<br>-9/16"-18   | 4         | Pass   | 47-48        |
|              | 351480-S7 Washer-9/16"   | 2         | Pass   | 47-48        |
| 21A 18160    | Kit (road lamp bracket)  | 1         | Pass (Refer to Road Lamp Group)                    | 42           |
| 21T 18160    | Kit (road lamp bracket)  | 1         | Comm, Trucks (Refer to Road Lamp Group)            | 42-47        |
| 51A 18160-B  | Kit (road lamp bracket)  | 1         | Pass (Refer to Road Lamp Group)                    | 46-48        |
| 59T 18161-A  | Kit (brake vacuum booster)-diaphragm-Midland design-optional with 59TS-18161-C on 8 cyl units only                               | 1         | Trucks (Closed Cabs)                               | 45-47        |
| 59T 18161-B  | Kit (brake vacuum booster)-diaphragm-Midland design-optional with 59TS-18161-D on 8 cyl units only                               | 1         | Trucks except Closed Cabs                          | 45-47        |
| 59TS 18161-C | Kit (brake vacuum booster)-piston type-Bendix design-optional with 59T-18161-A   | 1         | Trucks-Closed Cabs (8 cyl)                         | 45-47        |
| 59TS 18161-D | Kit (brake vacuum booster)-piston type-Bendix design-optional with 59T 18161-B   | 1         | Trucks except Closed Cabs (8 cyl)                  | 45-47        |
| 51A 18164    | Bracket & stud assy (direct acting rear shock absorber)-lower-RH   | 1         | Pass   | 47-48        |
| 51A 18165-B  | Bracket & stud assy (direct acting rear shock absorber)-lower-LH   | 1         | Pass   | 47-48        |
| 51A 18183-B  | Bracket assy (direct acting front shock absorber)-upper-RH   | 1         | Pass   | 47-48        |
| 51A 18184-B  | Bracket assy (direct acting front shock absorber)-upper-LH   | 1         | Pass   | 47-48        |
|              | 24371-S Bolt (direct acting front shock absorber-upper bracket to frame)-7/16"-20 x 7/8"   | 6         | Pass   | 47-48        |
|              | 34808-S8 Lockwasher-7/16"  |           |  |              |
| 51A 18197    | Bushing (direct acting shock absorber studs & brackets)  | 16        | Pass   | 47-48        |
| 51A 18197    | Bushing (front & rear track bar)   | 8         | (Sedan Delivery, Station Wagon 1942)(Pass 1946-48) | 42-48        |

## CHASSIS PARTS CATALOGUE

**Numerical List of 18,000 Series Accessories**

| PART NUMBER   | PART NAME    | Group IN WHICH Part IS LISTED        | PART NUMBER  | PART NAME      | Group IN WHICH Part IS LISTED        |
|---------------|--------------|--------------------------------------|--------------|----------------|--------------------------------------|
| 81A 18204-A   | Kit          | Governor                             | 91C 18307    | Band           | Spare Wheel Lock & Band--Wheel Bands |
| 81A 18204-B   | Kit          | Governor                             | 01C 18307    | Band           | Spare Wheel Lock & Band--Wheel Bands |
| 1GA 18204-A   | Kit          | Governor                             | 68 18308     | Band           | Spare Wheel Lock & Band--Wheel Bands |
| 8HC 18204-B   | Kit          | Governor                             | †91C 18308   | Band           | Spare Wheel Lock & Band--Wheel Bands |
| 8HC 18204-C   | Kit          | Governor                             | 01C 18308    | Band           | Spare Wheel Lock & Band--Wheel Bands |
| 8RC 18204-A   | Kit          | Governor                             | 48 18309-B   | Band           | Spare Wheel Lock & Band--Wheel Bands |
| 8RC 18204-B   | Kit          | Governor                             | 48 18309-C   | Band           | Spare Wheel Lock & Band--Wheel Bands |
| 8RC 18204-F   | Kit          | Governor                             | 68 18309-A   | Cylinder       | Spare Wheel Lock & Band--Wheel Bands |
| †11A 18207-A3 | Kit          | Road Lamp                            | 01A 18309-A  | Cylinder       | Spare Wheel Lock & Band--Wheel Bands |
| 21T 18207-A   | Kit          | Road Lamp                            | †91C 18310   | Cap            | Spare Wheel Lock & Band--Wheel Bands |
| †51A 18207-B  | Kit          | Road Lamp                            | 01A 18312-A  | Lock           | Spare Wheel Lock & Band--Wheel Bands |
| 21A 18208     | Mirror       | Vanity Mirror                        | 40 18313     | Cover          | Spare Wheel Lock & Band--Wheel Bands |
| 81A 18210     | Gasket       | Governor                             | A 18317-C    | Nut            | Spare Wheel Lock & Band--Wheel Bands |
| †1GA 18210    | Gasket       | Governor                             | 68 18318-A   | Lock           | Spare Wheel Lock & Band--Wheel Bands |
| 51A 18210     | Gasket       | Governor                             | 91C 18318    | Lock           | Spare Wheel Lock & Band--Wheel Bands |
| †81A 18211    | Bushing      | Governor                             | †48 18320    | Spring         | Spare Wheel Lock & Band--Wheel Bands |
| 81A 18212     | Extension    | Governor                             | †68 18323    | Retainer       | Spare Wheel Lock & Band--Wheel Bands |
| 81A 18213     | Lever        | Governor                             | B 18325      | Filler         | Spare Wheel Lock & Band--Wheel Bands |
| 8HC 18216     | Tube         | Governor                             | 48 18328-B   | Body           | Spare Wheel Lock & Band--Wheel Bands |
| ONY 18223     | Cover        | Governor                             | 51A 18333    | Lock           | Rear Door Safety Lock                |
| 8HC 18226     | Tube         | Governor                             | 68 18340     | Hinge          | Spare Wheel Lock & Band--Wheel Bands |
| 8A 18236-B    | Visor        | Sun Visor                            | A 18345-B    | Nut            | Spare Wheel Lock & Band--Wheel Bands |
| †B 18254      | Bracket      | Windshield Wings                     | †AA 18345    | Nut            | Spare Wheel Lock & Band--Wheel Bands |
| 81A 18257     | Seal         | Governor                             | †68 18346    | Spring         | Spare Wheel Lock & Band--Wheel Bands |
| 78 18258      | Glass        | Windshield Wings                     | APA 18350    | Kit            | License plate frame                  |
| 51A 18259-B   | Deflector    | Exhaust Deflector                    | †78 18356-A  | Spring         | Spare Wheel Lock & Band--Wheel Bands |
| †51A 18275    | Kit          | Back Up Lamp                         | †6A 18365    | Kit            | Tire Inflator & Fire Extinguisher    |
| †78 18284     | Support      | Windshield Wings                     | 91A 18370-A  | Brake Kit      | Replaced by 91A-2004-B               |
| 51A 18293     | Kit          | Windshield Washer                    | 9N 18376     | Gasket Set     | Replaced by 9N 9502                  |
| 8A 18293-A    | Kit          | Windshield Washer                    | †11A 18383-B | Guards         | Bumper Guards                        |
| 0A 18293      | Kit          | Windshield Washer                    | †21A 18402-A | Mirror         | Outside Rear View Mirror             |
| 48 18294      | Glass        | Windshield Wings                     | 21A 18403-A  | Mirror         | Outside Rear View Mirror             |
| †68 18294     | Glass        | Draft Deflectors                     | 01A 18415    | Back Plate     | Bumper Guards                        |
| †68 18294     | Glass        | Windshield Wings                     | 01A 18416-A  | Cap-chrome     | Fuel Tank Locking Cap                |
| 81A 18294     | Glass        | Draft Deflectors                     | 11A 18432    | Stud           | Outside Rear View Mirror             |
| †67 18302-B   | Cover & drum | Spare Wheel Lock & Band--Wheel Bands | 6A 18440     | Turn Indicator | Turn Indicator                       |
| †91C 18302    | Cover & drum | Spare Wheel Lock & Band--Wheel Bands |              |                |                                      |
| 01A 18303     | Ring         | Wheel Trim Rings                     |              |                |                                      |
| 6A 18303-C    | Ring         | Wheel Trim Rings                     |              |                |                                      |
| †68 18304-A   | Band         | Spare Wheel Lock & Band--Wheel Bands |              |                |                                      |
| 78 18304-A    | Band         | Spare Wheel Lock & Band--Wheel Bands |              |                |                                      |
| 78 18304-C    | Bands        | Spare Wheel Lock & Band--Wheel Bands |              |                |                                      |
| 78 18304-D    | Bands        | Spare Wheel Lock & Band--Wheel Bands |              |                |                                      |
| 50 18305-A    | Lock         | Spare Wheel Lock & Band--Wheel Bands |              |                |                                      |
| 67 18305-A    | Lock         | Spare Wheel Lock & Band--Wheel Bands |              |                |                                      |
| 68 18305-A    | Lock         | Spare Wheel Lock & Band--Wheel Bands |              |                |                                      |
| 68 18305-B    | Lock         | Spare Wheel Lock & Band--Wheel Bands |              |                |                                      |
| 01A 18306     | Key          | Spare Wheel Lock & Band--Wheel Bands |              |                |                                      |
| 68 18307-A    | Band         | Spare Wheel Lock & Band--Wheel Bands |              |                |                                      |

† No Longer Supplied





## CHASSIS PARTS CATALOGUE

| PART NUMBER  | PART NAME    | Group IN WHICH Part IS LISTED | PART NUMBER  | PART NAME   | Group IN WHICH Part IS LISTED |
|--------------|--------------|-------------------------------|--------------|-------------|-------------------------------|
| 81A 18442    | Cleaner      | Refer to Paints,Polishes,etc. | 68 18515     | Repair Kit  | Replaced by 68 8591           |
| 91A 18445    | Adapter      | Hot Air Heater                | 78 18515     | Repair Kit  | Replaced by 78 8591           |
| †91A 18449   | Bracket      | Hot Air Heater                | 51A 18519    | Knob        | Hot Water Heater              |
| 11A 18449    | Bracket      | Hot Air Heater                | 51C 18519    | Knob        | Hot Water Heater              |
| 21A 18449    | Bracket      | Hot Air Heater                | †78 18521-B  | Pipe        | Hot Air Heater                |
| 11A 18450    | Spacer       | Hot Water Heater              | 99A 18526-A  | Plug        | Hot Air Heater                |
| 1GA 18451    | Adapter Kit  | Hot Water Heater              | 01A 18526-A  | Plug        | Hot Air Heater                |
| †51A 18455-B | Heater       | Hot Water Heater              | 91A 18527-B  | Motor       | Hot Water Heater              |
| †51A 18455-F | Heater       | Hot Water Heater              | 11A 18527-B  | Motor       | Hot Water Heater              |
| †51T 18455-A | Heater       | Hot Water Heater              | 21A 18527-B  | Motor       | Hot Water Heater              |
| †6A 18455-A  | Heater       | Hot Water Heater              | 6A 18527-A   | Motor       | Hot Water Heater              |
| †6A 18455-B  | Heater       | Hot Water Heater              | 11A 18542    | Knob        | Hot Water Heater              |
| 6A 18456     | Blower       | Hot Water Heater              |              |             |                               |
| †99A 18457   | Wire         | Hot Air Heater                | 21A 18543    | Shroud      | Hot Air Heater                |
| 6A 18457     | Duct         | Hot Water Heater              | 2GA 18543    | Shroud      | Hot Air Heater                |
| 91A 18459    | Silencer     | Hot Air Heater                | †78 18545    | Tube        | Hot Air Heater                |
| †2GA 18459   | Silencer     | Hot Air Heater                | 91A 18547    | Bracket     | Hot Air Heater                |
| 11A 18463    | Bag of Parts | Hot Air Heater                | 91T 18548    | Control     | Hot Air Heater                |
| 11T 18463    | Bag of Parts | Hot Air Heater                | 11A 18548-A  | Control     | Hot Air Heater                |
| 40 18465     | Hose         | Hot Air Heater                | 21A 18548-A  | Control     | Hot Air Heater                |
| 79 18465-B   | Hose         | Hot Air Heater                | 21A 18548-B  | Control     | Hot Water Heater              |
| 2GA 18465    | Hose         | Hot Air Heater                | †21T 18548   | Control     | Hot Water Heater              |
| 01A 18468    | Pipe         | Hot Air Heater                | 51A 18548-B  | Control     | Hot Water Heater              |
| 11A 18468    | Pipe         | Hot Air Heater                | 51T 18548    | Control     | Hot Water Heater              |
| 21A 18471    | Pipe         | Hot Air Heater                | 6A 18548-A   | Control     | Hot Water Heater              |
| 21A 18472    | Pipe         | Hot Air Heater                |              |             |                               |
| 6A 18472-A   | Hose         | Hot Water Heater              | 6A 18548-B   | Control     | Hot Water Heater              |
| 6A 18476-A   | Core         | Hot Water Heater              | 78 18550     | Hose        | Hot Air Heater                |
| 6A 18476-B   | Core         | Hot Water Heater              | 51A 18552-B  | Spotlight   | Spotlight                     |
| †11A 18478-B | Unit         | Hot Water Heater              | †6A 18552-B  | Spotlight   | Spotlight                     |
| 21A 18478-A  | Unit         | Hot Air Heater                | 09A 18554    | Hose        | Hot Air Heater                |
| 2GA 18478    | Unit         | Hot Air Heater                | 01T 18556    | Hose        | Hot Water Heater              |
| 6A 18478-B   | Unit         | Hot Water Heater              | 6A 18556-C   | Hose        | Hot Water Heater              |
| †91A 18479   | Bracket      | Hot Air Heater                | 11A 18558    | Clamp       | Hot Air Heater                |
| 91T 18479    | Bracket      | Hot Air Heater                | 11A 18562    | Knob        | Hot Water Heater              |
| 11A 18479    | Bracket      | Hot Air Heater                | 48 18565-A   | Lens        | Spotlight                     |
| 2GA 18479    | Bracket      | Hot Air Heater                | 48 18565-B   | Lens        | Spotlight                     |
| †51A 18480   | Kit          | License Plate Frames          | 48 18566-A   | Gasket      | Spotlight                     |
| 1GA 18481    | Clamp        | Hot Water Heater              |              |             |                               |
| 74 18483-B   | Pipe         | Hot Air Heater                | 48 18568-B   | Reflector   | Spotlight                     |
| †99A 18483   | Pipe         | Hot Air Heater                | 48 18569-B   | Ring        | Spotlight                     |
| 2GA 18483    | Pipe         | Hot Air Heater                | A 18570      | Bulb        | Spotlight                     |
| †78 18491-B  | Nozzle       | Hot Air Heater                | A 18570      | Bulb        | Road Lamp                     |
| 91T 18491    | Nozzle       | Hot Water Heater              | 6A 18570-A   | Gasket      | Hot Water Heater              |
| 01A 18491-A  | Nozzle       | Hot Air Heater                | 6A 18570-B   | Gasket      | Hot Water Heater              |
| †11A 18491-A | Nozzle       | Hot Air Heater                | 7RA 18572-A  | Clamp       | Hot Water Heater              |
| 11A 18491-B  | Nozzle       | Hot Water Heater              | 01C 18573    | Bracket Set | Spotlight                     |
| 11T 18491-B  | Nozzle       | Hot Water Heater              | 01W 18573    | Bracket Set | Spotlight                     |
| 78 18492-B   | Valve        | Hot Air Heater                | †11A 18573-B | Bracket Set | Spotlight                     |
| 7HA 18495    | Valve        | Hot Water Heater              | 48 18574     | Brackets    | Spotlight                     |
| 0A 18495     | Valve        | Hot Water Heater              | 01C 18574    | Bracket     | Spotlight                     |
| 91T 18496    | Cable        | Hot Air Heater                | 01W 18574    | Bracket Set | Spotlight                     |
| †09A 18496   | Cable        | Hot Air Heater                | 11A 18574-B  | Bracket     | Spotlight                     |
| 21A 18496    | Cable        | Hot Air Heater                | †11T 18574   | Bracket     | Spotlight                     |
| 11A 18497    | Register     | Hot Air Heater                | 11A 18576-B  | Handle      | Spotlight                     |
| †78 18499-B  | Clamp        | Hot Air Heater                | †68 18578    | Lever       | Spotlight                     |
| 78 18507     | Clamp        | Hot Air Heater                | 6A 18578-B   | Switch      | Hot Water Heater              |
| A 18512      | Gasket Set   | Replaced by A 6781            | 8C 18578-A   | Switch      | Hot Water Heater              |
| B 18512      | Gasket Set   | Replaced by B 6781            | †68 18579    | Contact     | Spotlight                     |
| 18 18512     | Gasket Set   | Miscellaneous Kit             | 99A 18588    | Hose        | Hot Air Heater                |
| 48 18512     | Gasket Set   | Replaced by 48-6781           | 2GA 18588    | Hose        | Hot Air Heater                |
| 1GA 18512-A  | Gasket Set   | Replaced by 1GA 6781          | 11A 18589    | Support     | Hot Air Heater                |
| A 18515      | Repair Kit   | Replaced by A 8591            | 51A 18597    | Bracket     | Hot Water Heater              |
| B 18515      | Repair Kit   | Replaced by B 8591            | 1GA 18599    | Elbow       | Hot Water Heater              |
|              |              |                               | 7RA 18599    | Elbow       | Hot Water Heater              |
|              |              |                               | 8A 18599     | Elbow       | Hot Water Heater              |
|              |              |                               | 51A 18625-D  | Seat Covers | Seat Covers                   |

† No Longer Supplied



CHASSIS PARTS CATALOGUE

| PART NUMBER | PART NAME   | Group IN WHICH Part IS LISTED | PART NUMBER  | PART NAME    | Group IN WHICH Part IS LISTED |
|-------------|-------------|-------------------------------|--------------|--------------|-------------------------------|
| 11A 18628   | Seat Covers | Seat Covers                   | 59A 18679    | Adaptor      | Oil Filter                    |
| 11W 18637-B | Tube        | Oil Filter                    | 01A 18683    | Tube         | Oil Filter                    |
| 59W 18637   | Tube        | Oil Filter                    | 9N 18686     | Elbow        | Oil Filter                    |
| 11W 18638   | Hose        | Oil Filter                    | 01A 18687-A  | Cover        | Oil Filter                    |
| 11W 18639   | Clamp       | Oil Filter                    | 9N 18688     | Gasket       | Oil Filter                    |
| 11W 18641   | Tube        | Oil Filter                    | 01A 18688-A  | Gasket       | Repl. by 01A 6885             |
| +11W 18642  | Washer      | Oil Filter                    | 01A 18689    | Gasket       | Repl. by 01A 6746             |
| 11W 18643   | Clamp       | Oil Filter                    | 01A 18689    | Gasket       | Oil Filter                    |
| +6A 18652   | Visor       | Sun Visor                     | 1GA 18690    | Clamp        | Oil Filter                    |
| 01A 18658-A | Filter      | Oil Filter                    | 01A 18691-A  | Screw        | Oil Filter                    |
| 11A 18658-A | Filter      | Oil Filter                    | 01A 18691-B  | Screw        | Oil Filter                    |
| 11W 18658-B | Filter      | Oil Filter                    | 01A 18692    | Clamp        | Oil Filter                    |
| 1GA 18658-A | Filter      | Oil Filter                    | 01A 18693-A  | Clamp        | Oil Filter                    |
| 1NC 18660   | Filter      | Oil Filter                    | 11W 18695    | Clamp        | Oil Filter                    |
| 59A 18660-A | Filter      | Oil Filter                    | +BB 18702-A  | Lamp         | Warning & Clearance Lamps     |
| 59W 18660   | Filter      | Oil Filter                    | +EB 18702-B  | Lamp         | Warning & Clearance Lamps     |
| 74 18661    | Bolt        | Oil Filter                    | BB 18735-A   | Lens         | Warning & Clearance Lamps     |
| 01A 18661-B | Stud        | Oil Filter                    | BB 18735-B   | Lens         | Warning & Clearance Lamps     |
| 51 18662-B  | Cartridge   | Oil Filter                    | BB 18735-C   | Lens         | Warning & Clearance Lamps     |
| 9N 18662    | Cartridge   | Oil Filter                    | BB 18735-D   | Lens         | Warning & Clearance Lamps     |
| 01A 18662-A | Cartridge   | Repl. by 7HA 6731-A           | BB 18735-E   | Lens         | Warning & Clearance Lamps     |
| 11W 18662   | Cartridge   | Oil Filter                    | BB 18737     | Retainer     | Warning & Clearance Lamps     |
| 51 18664    | Band        | Oil Filter                    | 48 18755-B   | Weatherstrip | Draft Deflectors              |
| 74 18665    | Bracket     | Oil Filter                    | +51A 18800-A | Radio        | Radio                         |
| 81T 18665   | Bracket     | Oil Filter                    | +51A 18800-B | Radio        | Radio                         |
| 51 18666-A  | Tube        | Oil Filter                    | +51A 18800-D | Radio        | Radio                         |
| 9N 18666    | Pipe        | Oil Filter                    | +51A 18813-A | Antenna      | Radio                         |
| 11A 18666   | Tube        | Oil Filter                    | +51A 18813-B | Antenna      | Radio                         |
| 1GA 18666   | Tube        | Oil Filter                    | 51A 18813-C  | Antenna      | Radio                         |
| 74 18667-A  | Tube        | Oil Filter                    | APA 18875    | Speaker      | Radio                         |
| 74 18667-B  | Tube        | Oil Filter                    | 51A 18875    | Speaker      | Radio                         |
| 01A 18667-B | Tube        | Oil Filter                    | 91A 18892    | Bracket      | Radio                         |
| 11A 18667   | Tube        | Oil Filter                    | +68 18900-B  | Receptacle   | Ash Receptacle                |
| 11W 18667   | Tube        | Oil Filter                    | 78 18950-B   | Receptacle   | Ash Receptacle                |
| 1GA 18667-B | Tube        | Oil Filter                    | 81C 18950    | Receptacle   | Ash Receptacle                |
| 1NC 18667   | Pipe        | Oil Filter                    | 40 18970     | Hose         | Refer to 17543                |
| 51 18668    | Elbow       | Oil Filter                    | +78 18956-A  | Retainer     | Ash Receptacle                |
| 01A 18668-A | Elbow       | Oil Filter                    | 11A 18956    | Lever        | Rear Fender Shield            |
| 1NC 18668-B | Elbow       | Oil Filter                    | 11A 18957    | Lever        | Rear Fender Shield            |
| 51 18669-B  | Elbow       | Oil Filter                    | 40 18971     | Weatherstrip | Draft Deflectors              |
| 01A 18669   | Elbow       | Oil Filter                    | 48 18972     | Weatherstrip | Draft Deflectors              |
| ONY 18669   | Tee         | Oil Filter                    | 01A 18977    | Bracket      | Rear Fender Shield            |
| 11A 18669   | Elbow       | Oil Filter                    | 01A 18978    | Bracket      | Rear Fender Shield            |
| 1NC 18669   | Tee         | Oil Filter                    | 11A 18978    | Bracket      | Rear Fender Shield            |
| 51 18670    | Connection  | Oil Filter                    | 11A 18979    | Bracket      | Rear Fender Shield            |
| 01A 18671   | Kit         | Oil Filter                    | 78 18982     | Anti-rattler | Rear Fender Shield            |
| 74 18672    | Connector   | Oil Filter                    | 11A 18983    | Bracket      | Rear Fender Shield            |
| 74 18673    | Gasket      | Oil Filter                    | 11A 18989    | Bracket      | Rear Fender Shield            |
| 74 18674-A  | Fitting     | Oil Filter                    | 21A 18990-A  | Seal         | Rear Fender Shield            |
| 01A 18674   | Grommet     | Oil Filter                    | 11A 18991    | Seal         | Rear Fender Shield            |
| 74 18675    | Gasket      | Oil Filter                    | +21A 18991-A | Seal         | Rear Fender Shield            |
| +01A 18675  | Gasket      | Oil Filter                    | +11A 18994   | Retainer     | Rear Fender Shield            |
| 9N 18679    | Adaptor     | Oil Filter                    | 11A 18998    | Plate        | Rear Fender Shield            |
|             |             |                               | 21A 18998    | Plate        | Rear Fender Shield            |

† No Longer Supplied



## CHASSIS PARTS CATALOGUE

| PART NUMBER   | PART NAME  | PART NUMBER  | PART NAME  |
|---|--|--|--|
| <b>Numerical List of Standard Parts</b>   |  |  |  |
| 20146-S7<br>20215-S2<br>20254-S2<br>20310-S2<br>20312-S7-8<br>20318-S7<br>20319-S7<br>20326-S7<br>†20330-S7<br>20336-S2<br>20337-S2<br>20345-S2         | 5/16"-18 x 1 3/8" Hex head bolt<br>3/8"-24 x 1 7/8" Hex head bolt<br>7/16"-14 x 3" Hex head bolt<br>5/16"-18 x 1/2" Hex head bolt<br>3/8"-16 x 1/2" Hex head bolt<br>5/16"-18 x 9/16" Hex head bolt<br>5/16"-24 x 9/16" Hex head bolt<br>5/16"-18 x 5/8" Hex head bolt<br>7/16"-14 x 5/8" Hex head bolt<br>5/16"-18 x 11/16" Hex head bolt<br>5/16"-24 x 11/16" Hex head bolt<br>1/4"-28 x 3/4" Hex head bolt  | 21553-S8<br>†21555-S7<br>†21566-S7<br>21612-S<br>†22026-S<br>22203-S2<br>22208-S7<br>22209-S2<br>22213-S<br>22214-S2<br>†22215-S2<br>22221-S2            | 1/4"-20 x 3" Hex head bolt<br>5/16"-18 x 3" Hex head bolt<br>3/8"-24 x 3-1/4" Hex head bolt<br>5/16"-24 x 4-3/4" Hex head bolt<br>9/16"-18 x 3" Hex head bolt<br>5/16"-24 x 3/4" Hex head bolt-end drilled<br>3/8"-24 x 7/8" Hex head bolt-end drilled<br>7/16"-20 x 7/8" Hex head bolt-end drilled<br>5/16"-24 x 1" Hex head bolt-end drilled<br>3/8"-24 x 1" Hex head bolt-end drilled<br>7/16"-20 x 1" Hex head bolt-end drilled<br>3/8"-24 x 1 1/8" Hex head bolt-end drilled  |
| 20354-S2<br>20356-S7<br>20357-S2<br>20358-S2<br>20359-S2<br>†20362-S<br>20368-S7<br>20379-S2<br>20384-S2<br>20388-S7<br>20393-S<br>20400-S              | 1/4"-20 x 13/16" Hex head bolt<br>5/16"-18 x 13/16" Hex head bolt<br>5/16"-24 x 13/16" Hex head bolt<br>3/8"-16 x 13/16" Hex head bolt<br>3/8"-24 x 13/16" Hex head bolt<br>1/2"-13 x 13/16" Hex head bolt<br>3/8"-16 x 7/8" Hex head bolt<br>3/8"-24 x 15/16" Hex head bolt<br>1/4"-20 x 1" Hex head bolt<br>3/8"-16 x 1" Hex head bolt<br>1/2"-20 x 1" Hex head bolt<br>7/16"-14 x 1 1/16" Hex head bolt   | 22228-S2<br>22230-S2<br>†22231-S<br>22236-S2<br>22237-S7<br>†22238-S<br>†22245-S2<br>†22247-S<br>22266-S2<br>22276-S2<br>22278-S<br>22286-S2             | 5/16"-24 x 1-1/4" Hex head bolt-end drilled<br>7/16" 20 x 1-1/4" Hex head bolt-end drilled<br>1/2"-20 x 1-1/4" Hex head bolt-end drilled<br>5/16"-24 x 1-3/8" Hex head bolt-end drilled<br>3/8"-24 x 1-3/8" Hex head bolt-end drilled<br>7/16"-20 x 1-3/8" Hex head bolt-end drilled<br>5/16"-24 x 1-1/2" Hex head bolt-end drilled<br>7/16"-20 x 1-1/2" Hex head bolt-end drilled<br>3/8"-24 x 1-3/4" Hex head bolt-end drilled<br>3/8"-24 x 1-7/8" Hex head bolt-end drilled<br>1/2"-20 x 1-7/8" Hex head bolt-end drilled<br>3/8"-24 x 2" Hex head bolt-end drilled                   |
| 20402-S<br>20405-S2<br>20408-S7<br>20411-S7<br>20418-S<br>20419-S2<br>20420-S7<br>20423-S2<br>20449-S2<br>20468-S2<br>20470-S2<br>20471-S7              | 1/2"-13 x 1 1/16" Hex head bolt<br>1/4"-28 x 1 1/8" Hex head bolt<br>3/8"-16 x 1-1/8" Hex head bolt<br>7/16"-20 x 1-1/8" Hex head bolt<br>3/8"-16 x 1 3/16" Hex head bolt<br>3/8"-24 x 1 3/16" Hex head bolt<br>7/16"-14 x 1 3/16" Hex head bolt<br>1/2"-20 x 1 3/16" Hex head bolt<br>3/8"-24 x 1-3/8" Hex head bolt<br>3/8"-16 x 1 1/2" Hex head bolt<br>7/16"-14 x 1-1/2" Hex head bolt<br>7/16"-20 x 1-1/2" Hex head bolt                              | 22296-S2<br>†22297-S2<br>8T 22328<br>22479-S<br>†22481-S2<br>22493-S<br>22503-S<br>22507-S<br>22518-S<br>22526-S<br>22527-S2                             | 3/8"-24 x 2-1/8" Hex head bolt-end drilled<br>7/16"-20 x 2-1/8" Hex head bolt-end drilled<br>Elbow (brake booster control valve body)-<br>(Refer to 8T-2419)<br>5/16"-24 x 15/16" Hex head bolt-end drilled<br>7/16"-20 x 15/16" Hex head bolt-end drilled<br>5/16"-24 x 1 3/16" Hex hd.bolt-end drilled<br>1/4"-20 x 5/8" Hex head bolt-head drilled<br>5/16"-18 x 3/4" Hex head bolt-head drilled<br>3/8"-16 x 1" Hex head bolt-head drilled<br>3/8"-16 x 1-1/8" Hex head bolt-head drilled<br>7/16"-14 x 1-1/8" Hex head bolt-head drilled  |
| 20479-S2<br>20489-S2<br>20491-S7<br>20514-S7<br>†20530-S<br>20534-S<br>20559-S2<br>20639-S<br>†20690-S2<br>†20693-S<br>20735-S<br>†20972-S2<br>21217-S7 | 3/8"-24 x 1 9/16" Hex head bolt<br>3/8"-24 x 1 5/8" Hex head bolt<br>7/16"-20 x 1-5/8" Hex head bolt<br>3/8"-16 x 1-7/8" Hex head bolt<br>7/16"-14 x 2-1/8" Hex head bolt<br>3/8"-16 x 2-1/4" Hex head bolt<br>1/2"-20 x 3-1/4" Hex head bolt<br>5/8"-18 x 1" Hex head bolt<br>9/16"-12 x 1-3/8" Hex head bolt<br>5/8"-18 x 1-3/8" Hex head bolt<br>9/16"-12 x 1 11/16" Hex head bolt<br>9/16"-12 x 1-1/4" Hex head bolt<br>1/4"-28 x 1-3/4" Hex head bolt | 22544-S<br>†22553-S2<br>22623-S2<br>22631-S<br>23017-S16<br>23356-S7<br>23366-S4<br>23367-S7<br>23368-S4<br>23377-S7<br>23379-S7<br>23391-S2<br>23394-S2 | 1/2"-13 x 1-3/8" Hex head bolt-head drilled<br>9/16"-12 x 1-1/2" Hex head bolt-head drilled<br>7/16"-20 x 7/8" Hex head bolt-head drilled<br>7/16"-20 x 1" Hex head bolt-head drilled<br>5/16"-18 x 1-1/4" Square head bolt<br>1/4"-20 x 9/16" Round head carriage bolt<br>1/4"-28 x 5/8" Round head carriage bolt<br>5/16"-18 x 5/8" Round head carriage bolt<br>5/16"-24 x 5/8" Round head carriage bolt<br>1/4"-28 x 3/4" Round head carriage bolt<br>5/16"-24 x 3/4" Round head carriage bolt<br>1/4"-20 x 7/8" Round head carriage bolt<br>5/16"-24 x 7/8" Round head carriage bolt |
| †A 21238<br>21467-S7<br>21475-S2<br>21481-S2<br>21487-S2<br>21492-S2<br>†21498-S2<br>†21507-S2<br>21531-S<br>21545-S2<br>21549-S<br>21551-S             | 1/2"-20 x 2 1/8" Hex head bolt-end drilled<br>1/4"-20 x 1 3/8" Hex head bolt<br>1/4"-20 x 1 5/8" Hex head bolt<br>1/4"-20 x 1-3/4" Hex head bolt<br>7/16"-14 x 1-3/4" Hex head bolt<br>5/16"-24 x 1 7/8" Hex head bolt<br>1/4"-28 x 2" Hex head bolt<br>5/16"-18 x 2 1/8" Hex head bolt<br>5/16"-18 x 2-1/2" Hex head bolt<br>1/4"-20 x 2 3/4" Hex head bolt<br>3/8"-16 x 2-3/4" Hex head bolt<br>7/16"-14 x 2-3/4" Hex head bolt                          | 23408-S2<br>23409-S7<br>23411-S2<br>23439-S7<br>23453-S2<br>†23469-S7<br>23513-S7-8<br>†23528-S2<br>23543-S7-8<br>A 23861<br>23901-S4                    | 5/16"-18 x 1" Round head carriage bolt<br>5/16"-24 x 1" Round head carriage bolt<br>3/8"-24 x 1" Round head carriage bolt<br>5/16"-24 x 1 1/4" Round head carriage bolt<br>5/16"-18 x 1 3/8" Round head carriage bolt<br>5/16"-24 x 1 1/2" Round head carriage bolt<br>5/16"-18 x 2" Round head carriage bolt<br>5/16"-18 x 2 1/4" Round head carriage bolt<br>5/16"-18 x 2-1/2" Round head carriage bolt<br>3/8" x 2 1/4" Pin clevis<br>1/4"-20 x 5/8" Step bolt  |

† No Longer Supplied

## CHASSIS PARTS CATALOGUE

| PART NUMBER  | PART NAME   | PART NUMBER   | PART NAME  |
|--|---|---|--|
| 23955-S<br>†A 24051-A<br>A 24051-B<br>24308-S7<br>24309-S8<br>24311-S8<br>24324-S7-8<br>24325-S8<br>24327-S7-8<br>24329-S8<br>24344-S7<br>24346-S7-8<br>24347-S8 | 1/4"-20 x 2" Step bolt<br>4 7/16" long Stud (cyl head)<br>7/16"-14 & 20 x 4-1/16" Stud<br>1/4"-20 x 1/2" Hex head bolt-pointed<br>1/4"-28 x 1/2" Hex. head bolt-pointed<br>5/16"-24 x 1/2" Hex head bolt-pointed<br>1/4"-20 x 5/8" Hex head bolt-pointed<br>1/4"-28 x 5/8" Hex head bolt-pointed<br>5/16"-24 x 5/8" Hex head bolt-pointed<br>3/8"-24 x 5/8" Hex head bolt-pointed<br>1/4"-20 x 3/4" Hex head bolt-pointed<br>5/16"-18 x 3/4" Hex head bolt-pointed<br>5/16"-24 x 3/4" Hex head bolt-pointed   | 26482-S7<br>26483-S7<br>26498-S7-8<br>26512-S2<br>26514-S2<br>†26516-S2<br>†26554-S2<br>26563-S2<br>26579-S<br>26587-S7<br>26682-S<br>†27053-S5<br>27058-S7   | No.12-24 x 1/2" Round head screw<br>1/4"-20 x 1/2" Round head screw<br>No.12-24 x 5/8" Round head screw<br>No.8-32 x 3/4" Round head screw<br>No.12-24 x 3/4" Round head screw<br>5/16"-18 x 3/4" Round head screw<br>No.12-24 x 1-1/8" Round head screw<br>1/4"-20 x 1 1/4" Round head screw<br>1/4"-20 x 1-1/2" Round head screw<br>1/4"-20 x 1-5/8" Round head screw<br>No.12-24 x 3-1/2" Round head screw<br>No.10-32 x 3/16" Round head screw<br>No.10-32 x 1/4" Round head screw   |
| 24348-S8<br>24349-S7-8<br>24366-S7<br>24366-S8<br>24367-S7-8<br>24369-S8<br>24386-S8<br>24387-S7<br>24389-S8<br>24390-S7-8<br>24391-S7-8<br>24399-S2<br>24406-S8 | 3/8"-16 x 3/4" Hex head bolt-pointed<br>3/8"-24 x 3/4" Hex. head bolt-pointed<br>1/4"-20 x 3/4" Hex head bolt-pointed<br>5/16"-18 x 7/8" Hex head bolt-pointed<br>5/16"-24 x 7/8" Hex head bolt-pointed<br>3/8"-24 x 7/8" Hex head bolt-pointed<br>5/16"-18 x 1" Hex head bolt-pointed<br>5/16"-24 x 1" Hex head bolt-pointed<br>3/8"-24 x 1" Hex head bolt-pointed<br>7/16"-14 x 1" Hex head bolt-pointed<br>7/16"-20 x 1" Hex head bolt-pointed<br>3/8"-24 x 3/4" Hex head bolt-pointed<br>5/16"-18 x 1 1/8" Hex head bolt-pointed                        | 27068-S7-8<br>27081-S7-8<br>27083-S2<br>27097-S2<br>27099-S7<br>27113-S7<br>27153-S7<br>27169-S7<br>27177-S7<br>27195-S7<br>†27211-S<br>†27686-S<br>27723-S13 | No.10-32 x 3/8" Round head screw<br>No.10-32 x 1/2" Round head screw<br>1/4"-28 x 1/2" Round head screw<br>No.10-32 x 5/8" Round head screw<br>1/4"-28 x 5/8" Round head screw<br>No.10-32 x 3/4" Round head screw<br>No.10-32 x 1-1/8" Round head screw<br>No.10-32 x 1 3/8" Round head screw<br>No.10-32 x 1-1/2" Round head screw<br>1/4"-28 x 1-3/4" Round head screw<br>1/4"-28 x 2" Round head screw<br>No.6-32 x 3/16" Round head screw-brass<br>No.8-32 x 9/16" Round head screw-brass   |
| 24425-S7-8<br>24426-S8<br>24427-S7<br>24428-S8<br>24429-S7<br>24430-S8<br>24448-S8<br>24469-S7<br>24493-S7<br>24510-S34<br>24521-S7<br>24523-S8<br>24541-S7      | 1/4"-28 x 1 1/4" Hex head bolt-pointed<br>5/16"-18 x 1-1/4" Hex head bolt-pointed<br>5/16"-24 x 1-1/4" Hex head bolt-pointed<br>3/8"-16 x 1 1/4" Hex head bolt-pointed<br>3/8"-24 x 1-1/4" Hex. head bolt-pointed<br>7/16"-14 x 1 1/4" Hex head bolt-pointed<br>3/8"-16 x 1 3/8" Hex head bolt-pointed<br>3/8"-24 x 1 1/2" Hex head bolt-pointed<br>1/2"-20 x 1-5/8" Hex head bolt-pointed<br>1/2"-13 x 1 3/4" Hex head bolt-pointed<br>5/16"-24 x 2" Hex head bolt-pointed<br>3/8"-24 x 2" Hex head bolt-pointed<br>3/8"-24 x 2 3/8" Hex head bolt-pointed | 27729-S13<br>28381-S2<br>28923-S7<br>29546-S13<br>29552-S13<br>29566-S7<br>30022-S7<br>30047-S13<br>30103-S2<br>30170-S13<br>30479-S7<br>31031-S5<br>31036-S8 | No.4-40 x 5/8" Round head screw-brass<br>1/4"-20 x 7/8" Oval head screw<br>No.10-32 x 7/16" Oval head screw<br>No.6-32 x 5/16" Oval head screw<br>No.8-32 x 3/8" Oval head screw-brass<br>No.10-32 x 1/2" Oval head screw-brass<br>No.12-24 x 9/16" Oval head screw-pointed<br>1/4"-20 x 3/4" Oval head screw-pointed<br>1/4"-20 x 1-3/8" Oval head screw-pointed<br>No.8-32 x 9/16" Oval head screw-pointed<br>No.10-32 x 5/8" Oval head screw-pointed<br>No.6-32 x 1/4" Fillister head screw<br>No.6-32 x 5/16" Fillister head screw       |
| 24550-S<br>24554-S7<br>24632-S2<br>24648-S2<br>24649-S13<br>†24650-S<br>24662-S<br>24704-S2<br>24726-S7<br>†24742-S2<br>24960-S7<br>25231-S7<br>25247-S7         | 1/2"-20 x 2-1/2" Hex head bolt-pointed<br>1/2"-20 x 2 3/4" Hex head bolt-pointed<br>No.12-24 x 1/2" Flat head screw<br>No.12-24 x 5/8" Flat head screw<br>1/4"-20 x 5/8" Flat head screw<br>5/16"-18 x 5/8" Flat head screw<br>No.8-32 x 3/4" Flat head screw<br>No.12-24 x 1-1/8" Flat head screw<br>No.8-32 x 1-1/2" Flat head screw<br>No.8-32 x 1-3/4" Flat head screw<br>5/16"-24 x 2-3/8" Hex head bolt-pointed<br>No.10-32 x 1/2" Flat head screw<br>No.10-32 x 5/8" Flat head screw   | 31037-S7<br>31061-S8<br>31062-S7<br>31064-S7<br>31077-S8<br>31079-S7<br>31095-S7<br>31144-S7<br>31152-S2<br>†31218-S2<br>31478-S7<br>†31497-S8<br>31527-S7    | No.8-32 x 5/16" Fillister head screw<br>No.8-32 x 1/2" Fillister head screw<br>No.10-24 x 1/2" Fillister head screw<br>1/4"-20 x 1/2" Fillister head screw<br>No.8-32 x 5/8" Fillister head screw<br>No.12-24 x 5/8" Fillister head screw<br>1/4"-20 x 3/4" Fillister head screw<br>1/4"-20 x 1-1/4" Fillister head screw<br>1/4"-20 x 1-3/8" Fillister head screw<br>1/4"-20 x 2-1/2" Fillister head screw<br>No.14 x 5/8" Fillister head screw<br>No.14 x 1/2" Hex washer head-tapping screw<br>No.14 x 1/2" Hex washer head-tapping screw |
| 25279-S2<br>25618-S2<br>25699-S2<br>†25742-S2<br>25750-S7<br>25760-S7<br>26148-S<br>26452-S7<br>26456-S13<br>26457-S7<br>26466-S6<br>†26479-S7                   | No.10-32 x 7/8" Flat head screw<br>7/16"-20 x 13/16" Flat head screw<br>5/16"-24 x 1-3/4" Hex head bolt-end drilled<br>1/2"-20 x 2-1/4" Hex head bolt-end drilled<br>3/8"-24 x 2-3/8" Hex head bolt-end drilled<br>3/8"-24 x 2-1/2" Hex head bolt-end drilled<br>5/16"-18 x 3/8" Round head screw<br>No.8-32 x 3/16" Round head screw<br>No.6-32 x 1/4" Round head screw<br>No.8-32 x 1/4" Round head screw<br>No.6-32 x 3/8" Round head screw<br>No.6-32 x 1/2" Round head screw   | 31596-S7<br>31598-S<br>31606-S<br>31628-S7<br>31630-S7<br>31644-S7<br>31646-S7<br>31921-S<br>32294-S2<br>32856-S6<br>32909-S8                                 | No.10-32 x 3/8" Fillister head screw<br>1/4"-28 x 3/8" Fillister head screw<br>1/4"-28 x 7/16" Fillister head screw<br>No.10-32 x 7/8" Fillister head screw<br>1/4"-28 x 5/8" Fillister head screw<br>No.10-32 x 3/4" Fillister head screw<br>1/4"-28 x 3/4" Fillister head screw<br>No.14-10 x 1" Flat head wood screw<br>No.10-13 x 1" Round head wood screw<br>No.6 x 1/2" Flat head wood screw<br>No.8 x 1/4" Binding head screw-self tap.   |

† No Longer Supplied



## CHASSIS PARTS CATALOGUE

| PART NUMBER | PART NAME                                    | PART NUMBER | PART NAME                                     |
|-------------|--|-------------|---|
| 32914-S8    | No.6 x 3/8" Binding head screw-self tap.     | 34141-S7-8  | No.20-32(1/8" x 3/8") Plain nut               |
| 32917-S7    | No.10 x 3/8" Binding head screw-self tap.    | +34171-S7   | 5/16"-24 Blind nut                            |
| 32923-S7    | No.8 x 1/2" Binding head screw-self tap.     | +34178-S13  | 1/4"-28 (.44" x .47") Blind nut               |
| 32924-S7    | No.10 x 1/2" Binding head screw-self tap.    | 34370-S8    | 3/8"-24(21/64"x9/16")Free running locknut     |
| 32925-S8    | No.12 x 1/2" Binding head screw-self tap.    | 34372-S7    | 7/16"-20(3/8"x5/8")Free running locknut       |
| 32930-S7    | No.8 x 5/8" Binding head screw-self tap.     | 34390-S7    | 1/4"-20(9/32"x7/16")Free running locknut      |
| 32937-S7    | No.8 x 3/4" Binding head screw-self tap.     | 34392-S7    | 5/16"-18(21/64"x1/2")Free running locknut     |
| 32938-S7    | No.10 x 3/4" Binding head screw-self tap.    | 34392-S16   | 5/16"-18(21/64"x1/2")Free running locknut     |
| 32946-S7    | No.14 x 7/8" Binding head screw-self tapping | 34393-S7    | 5/16"-24(21/64"x1/2")Free running locknut     |
| 32948-S2    | No.8 x 1" Binding head screw-self tap.       | 34395-S7    | 3/8"-24(13/32"x9/16")Free running locknut     |
| 32996-S13   | No.10 x 5/8" Oval head screw-self tap.       | 34397-S7-8  | 7/16"-20(7/16"x5/8")Free running locknut      |
| 33000-S13   | No.6 x 3/4" Oval head-tapping screw          | 34399-S8    | 1/2"-20(9/16"x3/4")Free running locknut       |
| +33176-S2   | No.8-18 x 3/8" Binding head screw-self tap.  | 34422-S2    | 7/16"-20(3/8"x5/8")Prevailing torque locknut  |
| 33206-S7    | No.14-14 x 7/8" Binding head screw-self tap. | 34424-S7    | 1/2"-20(7/16"x3/4")Prevailing torque locknut  |
| 33795-S7    | 1/4"-20 (7/32"x7/16")Regular hex.nut         | +34427-S7-8 | 1/2"-20 Prevailing torque locknut             |
| 33796-S7    | 1/4"-28 (7/32"x7/16")Regular hex.nut         | 34443-S7-8  | 5/16"-24(21/64"x1/2")Prevailing torque lock   |
| 33797-S7    | 5/16"-18 (1/4"x1/2")Regular hex.nut          | 34707-S2    | 3/8" (5/64"x1") Flat washer                   |
| 33798-S8    | 5/16"-24 (1/4" x 1/2") Regular hex. nut      | 34800-S7    | No.4 (1/32"x11/64") Lockwasher-standard       |
| 33799-S7    | 3/8"-16 (21/64"x9/16")Regular hex.nut        | 34801-S7    | No.6(1/32" x 15/64")Lockwasher-standard       |
| 33800-S8    | 3/8"-24 (21/64" x 9/16") Regular hex. nut    | 34802-S7    | No.8 (1/32"x17/64") Lockwasher-standard       |
| 33801-S8    | 7/16"-14 (3/8" x 5/8") Regular hex nut       | 34803-S7    | No.10 (1/32"x21/64") Lockwasher-standard      |
| 33802-S8    | 7/16"-20 (3/8" x 5/8")Regular hex. nut       | 34804-S8    | No.12 (1/16" x 5/16") Lockwasher-standard     |
| 33814-S     | 3/8"-24 (21/64"x9/16")Regular hex.nut-brass  | 34805-S8    | 1/4" (1/16" x 15/32") Lockwasher-standard     |
| 33816-S     | 7/16"-20 (3/8"x5/8")Regular hex.nut-brass    | 34808-S8    | 7/16" (1/8" x 25/32") Lockwasher-standard     |
| +33825-S7   | 5/16"-18 (1/4"x1/2")Regular hex.nut-brass    | 34809-S8    | 1/2" (1/8" x 7/8") Lockwasher-standard        |
| 33827-S8    | 3/8"-16 (21/64"x9/16")Regular hex.nut-brass  | 34810-S7-8  | 9/16" (5/32" x 1") Lockwasher-standard        |
| 33838-S7    | 3/4"-16 (21/32"x1-1/16")Regular hex.nut      | 34811-S2    | 5/8" (5/32"x1/16") Lockwasher-standard        |
| 33846-S8    | 1/2"-20 (7/16"x3/4") Regular hex. nut        | 34813-S2    | 3/4" (3/16"x1-5/16") Lockwasher-standard      |
| 33848-S7    | 9/16"-18 (1/2"x7/8")Regular hex.nut          | 34814-S     | 7/8" (3/16"x1-7/16") Lockwasher-standard      |
| 33850-S2    | 5/8"-18 (9/16"x15/16")Regular hex. nut       | 34822-S7    | No.8 (1/32" x 1/4") Lockwasher-light          |
| 33854-S7    | 7/8"-14(49/64" x 1 1/4")Regular hex.nut      | 34827-S2    | 3/8" (1/16" x 21/32") Lockwasher-light        |
| +33870-S    | 9/16"-18(39/64"x7/8")Regular hex. nut        | 34828-S7-8  | 7/16" (1/16" x 25/32")Lockwasher-light        |
| +33871-S    | 5/8"-18 Light thick hex nut                  | 34832-S7    | 11/16" (5/32"x1-3/16") Lockwasher-light       |
| 33881-S8    | 7/16"-20(29/64"x5/18")Hex. nut-thick         | 34846-S2    | 5/16" (7/64"x5/8") Lockwasher-heavy           |
| 33893-S7    | No.10-32 Wing nut                            | 34847-S8    | 3/8" (7/16"x21/32") Lockwasher-heavy          |
| 33923-S7    | 5/16"-24 (3/16"x1/2")Hex. check nut          | 34849-S2    | 1/2" (11/64" x 7/8") Lockwasher-heavy         |
| 33924-S7-8  | 3/8"-16 (7/32"x9/16")Hex. check nut          | 34886-S6    | No.10 Countersunk finishing washer            |
| 33925-S7-8  | 3/8"-24 (7/32"x9/16) Hex. check nut          | 34903-S8    | No.10(1/64"x3/8")Internal tooth lockwasher    |
| 33927-S7    | 7/16"-20 (1/4"x5/8")Hex.check nut            | 34905-S7    | 1/4" (1/64"x15/32")Internal tooth lockwasher  |
| 33947-S2    | 5/8"-18 (3/8"x15/16")Hex.check nut           | 34906-S8    | 5/16" (1/32"x5/8")Internal tooth lockwasher   |
| 33965-S7    | 3/8"-24 (21/64"x9/16")Castle nut             | 34907-S7    | 3/8" (1/32"x11/16")Internal tooth lockwasher  |
| 33975-S     | 1/4"-28 Castle & slotted nut                 | +34908-S2   | 7/16" (1/32"x3/4)Internal tooth lockwasher    |
| 33977-S2    | 5/16"-24(17/64"x1/2")Castle nut              | 34911-S     | 5/8(3/64"x1-1/16")Internal tooth lockwasher   |
| 33981-S2    | 7/16"-20 (3/8"x5/8")Castle nut               | +34938-S7   | No.8 External tooth lockwasher                |
| +33982-S    | 1/2"-13 (7/16"x3/4")Castle nut               | 34939-S8    | No.10(.023" x .405")External tooth lockwasher |
| 33987-S18   | 5/8"-18 (9/16"x15/16")Castle nut             | 34940-S2    | 1/4" -1/64" x1/2"External tooth lockwasher    |
| 34029-S8    | 5/16"-24 (21/64" x 1/2") Castle nut          | 34941-S2    | 5/16"-1/32"x39/64"External tooth lockwasher   |
| 34030-S8    | 3/8"-24 (13/32" x 9/16") Castle nut          | 34944-S2    | 1/2" (.041" x .890")External tooth lockwasher |
| 34031-S7    | 7/16"-20 (29/64"x5/8")Castle nut             | 34952-S7    | No.10Countersunk external tooth lockwasher    |
| 34032-S7    | 1/2"-20 (5/8"x7/8")Castle nut                | 34953-S2    | No.12Countersunk external tooth lockwasher    |
| 34033-S18   | 9/16"-18 (5/8"x7/8")Castle nut               | 34954-S7    | No.14Countersunk external tooth lockwasher    |
| 34034-S18   | 5/8"-18(.72" x .93")Castle nut               | 35015-S7    | No.10-32 x 9/16"Round head machine bolt       |
| 34050-S7    | No.4-40 (3/32" x 1/4")Cold punched hex nut   | 35510-S7    | No.10-32 x 5/8" Thin round head screw-pointed |
| 34051-S7    | No.6-32 (7/64"x5/16") Cold punched hex nut   | 36782-S7    | No.6-32 x 1/4"Round head screw-pointed        |
| 34052-S7    | No.8-32(1/8"x11/32) Cold punched hex nut     | 36784-S7    | No.10-32 x 1/4" Round head screw-pointed      |
| 34054-S8    | No.12-24(5/32"x7/16") Cold punched hex nut   | 36791-S7    | 1/4"-20 x 5/16" Round head screw-pointed      |
| 34079-S7    | No.10-32(1/8"x3/8") Cold punched hex nut     | 36799-S7    | No.8-32 x 3/8" Round head screw-pointed       |
| 34081-S7    | 1/4"-28(3/16"x7/16")Cold punched hex nut     | 36802-S2    | 1/4"-20 x 3/8" Round head screw-pointed       |
| 34095-S8    | 1/4"-20 (7/32" x 7/16") Square nut           | 36846-S2    | 1/4"-20 x 5/8"Round head screw-pointed        |
| 34096-S8    | 5/16"-18 (7/32" x 9/16") Square nut          | 36912-S2    | 1/4"-20 x 1" Round head screw-pointed         |
| +34109-S7   | 5/16"-24 (.25" x .55")Square nut             | 37610-S7    | No.6-32 x 1/4" Fillister head screw-pointed   |
| 34126-S     | No.8-32 (.12" x .34") Square nut             | 37611-S7    | No.8-32 x 1/4" Fillister head screw-pointed   |
| 34128-S7-8  | No.12-24 (5/32" x 7/16") Plain nut           | 37643-S7    | No.6-32 x 7/16"Fillister head screw-pointed   |
| 34129-S2    | 1/4"-20 (3/16" x 7/16") Plain nut            |             |   |

† No Longer Supplied

**CHASSIS PARTS CATALOGUE**

| PART NUMBER | PART NAME   | PART NUMBER | PART NAME                              |
|-------------|---|-------------|--|
| 38194-S2    | No.12-24 x 7/16" Binding head screw                   | +63329-S12  | 3/16" x 3/8" Oval head tubular rivet   |
| 38216-S2    | No.12-24 x 9/16" Binding head screw                   | 63359-S7    | 3/16" x 1/2" Oval head tubular rivet   |
| 38216-S13   | No.12-24 x 9/16" Binding head screw                   | 63397-S     | 3/16" x 11/16" Oval head tubular rivet |
| 38271-S2    | No.12-14 x 7/8" Binding head screw                    | 63407-S7    | 3/16" x 3/4" Oval head tubular rivet   |
| 39050-S8    | 1/4"-20 x 1/2" Binding head screw-pointed             | 63412-S     | 3/16" x 13/16" Oval head tubular rivet |
| 39870-S7    | 5/16"-18 x 3/8" Hex washer hd.self tapping            | 63527-S     | 1/8" x 3/16" Oval head tubular rivet   |
| 39881-S7    | 1/4"-20 x 1/2" Hex.washer head-self tapping screw     | 63528-S     | 9/64" x 3/16" Oval head tubular rivet  |
| 39883-S7    | 5/16"-18 x 1/2" Hex. washer head-self tapping screw   | 63544-S3    | 9/64" x 1/4" Oval head tubular rivet   |
| 42649-S8    | No.8-32 x 3/8" Screw & washer assy                    | 63547-S3    | 3/16" x 1/4" Oval head tubular rivet   |
| 42650-S7    | No.10-32 x 3/8" Screw & washer assy                   | 63560-S3    | 9/64" x 9/32" Oval head tubular rivet  |
|             |   | 63563-S3    | 3/16" x 9/32" Oval head tubular rivet  |
|             |   | 64147-S     | 9/64" x 5/16" Oval head tubular rivet  |
| 42802-S8    | No.8-32 x 5/8" Binding head screw & lockwasher assy.  | 64696-S     | 3/16" x 1/2" Oval head tubular rivet   |
| 42810-S8    | No.12-24 x 1/2" Binding head screw & lockwasher assy. | 72000-S7    | 1/16" x 3/8" Cotter pin                |
| 43243-S8    | No.8-32 x 3/4" Binding head screw & lockwasher assy.  | 72003-S7    | 1/16" x 1/2" Cotter pin                |
| 44707-S8    | No.6 (1/32" x 3/8") Flat washer                       | 72004-S7    | 3/32" x 1/2" Cotter pin                |
| 44710-S8    | No 8 (3/64" x 7/16") Flat washer                      | 72005-S8    | 1/8" x 1/2" Cotter pin                 |
| 44713-S8    | No.10 (3/64" x 9/16") Flat washer                     | 72008-S     | 1/16" x 5/8" Cotter pin                |
| 44719-S8    | 1/4" (1/16" x 5/8") Flat washer                       | 72009-S     | 3/32" x 5/8" Cotter pin                |
| 44720-S8    | 9/16" (7/64" x 1 1/2") Flat washer                    | 72010-S     | 1/8" x 5/8" Cotter pin                 |
| 44722-S8    | 5/16" (1/16" x 11/16") Flat washer                    | 72015-S     | 1/16" x 3/4" Cotter pin                |
| 44726-S8    | 3/8" (1/16" x 13/16") Flat washer                     | 72016-S8    | 3/32" x 3/4" Cotter pin                |
| 44731-S8    | 7/16" (3/32" x 1 1/8") Flat washer                    | 72026-S     | 1/8" x 7/8" Cotter pin                 |
|             |   | 72034-S     | 3/32" x 1" Cotter pin                  |
|             |   | 72035-S7-8  | 3/32" x 1" Cotter pin                  |
| 44736-S8    | 1/2" (7/64" x 1 3/8") Flat washer                     | 72036-S7-8  | 5/32" x 1" Cotter pin                  |
| 44738-S8    | 9/16" (3/32" x 1 3/16") Flat washer                   | +72038-S    | 7/32" x 1" Cotter pin                  |
| 44746-S8    | 3/4" (1/8" x 1 1/2") Flat washer                      | +72045-S    | 3/32" x 1" Cotter pin                  |
| 44815-S     | No.12 (3/64" x 1/2") Flat washer                      | 72053-S     | 1/8" x 1-1/4" Cotter pin               |
| 45218-S8    | 3/8"-24 Stamped nut                                   | 72054-S     | 5/32" x 1-1/4" Cotter pin              |
| +60123-S    | 5/16" x 13/16" Flat head solid rivet                  | 72071-S     | 1/8" x 1-1/2" Cotter pin               |
| 60330-S     | 3/16" x 3/8" Round head solid rivet                   | 72072-S     | 5/32" x 1 1/2" Cotter pin              |
| 60345-S     | 1/4" x 7/16" Round head solid rivet                   | 72089-S     | 1/8" x 1-3/4" Cotter pin               |
| +60356-S7   | 3/16" x 1/2" Round head solid rivet                   | 72090-S     | 5/32" x 1-3/4" Cotter pin              |
| +60400-S    | 1/4" x 11/16" Round head solid rivet                  | 72264-S8    | 3/16" x 1-1/8" Groove pin              |
| +60402-S    | 5/16" x 11/16" Round head solid rivet                 | 72291-S8    | 1/8" x 1 1/2" Groove pin               |
| +60428-S    | 1/4" x 13/16" Round head solid rivet                  | +72411-S    | 3/32" x 11/16" Straight pin            |
| +60442-S    | 1/4" x 7/8" Round head solid rivet                    | +72432-S    | 1/8" x 13/16" Straight pin             |
| 60444-S     | 5/16" x 7/8" Round head solid rivet                   | 72857-S     | 1/8" x 13/16" Straight pin             |
| 60446-S     | 3/8" x 7/8" Round head solid rivet                    | +72909-S2   | 3/16" x 1-1/4" Straight pin            |
| 60459-S     | 3/8" x 15/16" Round head solid rivet                  | +72974-S    | 3/8" x 2-1/2" Straight pin             |
| +60468-S    | 1/4" x 1" Round head solid rivet                      | 73658-S     | 7/64" x 5/8" Taper pin                 |
| 60470-S     | 5/16" x 1" Round head solid rivet                     | 73857-S8    | 3/8" x 9/16" Clevis pin                |
| 60472-S     | 3/8" x 1" Round head solid rivet                      | 73867-S7    | 3/8" x 11/16" Clevis pin               |
| +60485-S    | 3/8" x 1-1/16" Round head solid rivet                 | +73871-S8   | 5/16" x 3/4" Clevis pin                |
| +60498-S    | 3/8" x 1-1/8" Round head solid rivet                  | +73889-S7   | 3/8" x 7/8" Clevis pin                 |
| +60520-S    | 5/16" x 1-1/4" Round head solid rivet                 | 73890-S7    | 7/16" x 7/8" Clevis pin                |
| +60522-S    | 3/8" x 1-1/4" Round head solid rivet                  | 73896-S7    | 5/16" x 1-5/16" Clevis pin             |
| 60534-S     | 3/8" x 1-3/8" Round head solid rivet                  | 73905-S7    | 3/8" x 1" Clevis pin                   |
| 60542-S     | 1/4" x 1-1/2" Round head solid rivet                  | 73919-S7    | 3/8" x 1-1/8" Clevis pin               |
| +60546-S    | 3/8" x 1-1/2" Round head solid rivet                  | 73928-S     | 1/2" x 1-3/16" Clevis pin              |
| +60903-S    | 3/16" x 3/8" Oval head solid rivet                    | 73931-S7    | 5/16" x 31/32" Clevis pin              |
| 60916-S     | 3/16" x 7/16" Oval head solid rivet                   | 73933-S7    | 5/16" x 1-1/4" Clevis pin              |
| +60955-S    | 3/16" x 5/8" Oval head solid rivet                    | 73955-S7    | 5/16" x 1 7/16" Clevis pin             |
| 60957-S2    | 1/4" x 5/8" Oval head solid rivet                     | 73963-S7    | 5/16" x 1-1/2" Clevis pin              |
| 61386-S7    | 11/16" x 1/4" Button head solid rivet                 | 73971-S7    | 3/8" x 1-9/16" Clevis pin              |
| 61489-S     | 1/8" x 13/16" Button head solid rivet                 | +73981-S2   | 9/16" x 1-5/8" Clevis pin              |
| +62293-S    | 1/4" x 13/16" Flat countersunk head solid rivet       | +74016-S    | 1/2" x 15/16" Clevis pin               |
| 62851-S3    | 1/8" x 1/4" Oval head split head rivet                | 74109-S     | 1/2" Expansion plug                    |
| 62866-S3    | 1/8" x 3/8" Oval head split rivet                     | 74111-S     | 5/8" Expansion plug                    |
| +63311-S7   | 5/32" x 5/16" Oval head tubular rivet                 | 74113-S     | 3/4" Expansion plug                    |
| 63326-S3    | 9/64" x 3/8" Oval head tubular rivet                  | +74116-S    | 15/16" Expansion plug                  |
|             |   | 74120-S     | 1-3/16" Expansion plug                 |
|             |   | 74121-S     | 1 1/4" Expansion plug                  |

† No Longer Supplied



## CHASSIS PARTS CATALOGUE

| PART NUMBER | PART NAME                                | PART NUMBER | PART NAME                                     |
|-------------|--|-------------|---|
| 74147-S     | 3/4" x 5/32" Woodruff key                | 88422-S     | 3/8"-16 & 3/8"-24 x 1-7/8" Screw stud         |
| 74152-S     | 1" x 3/16" Woodruff key                  | 88427-S     | Replaced by 88422-S                           |
| 74153-S     | 1" x 1/4" Woodruff key                   | 88442-S     | 3/8"-16 & 3/8"-24 x 2-1/8" Screw stud         |
| 74156-S     | 1-1/8" x 1/4" Woodruff key               | 88446-S     | 5/16"-18 & 5/16"-24 x 2-3/16" Screw stud      |
| 74172-S     | 1/2" x 1/8" Woodruff key                 | 88448-S     | 7/16"-14 & 7/16"-20 x 2-3/16" Screw stud      |
| 74174-S     | 5/8" x 1/8" Woodruff key                 | 88507-S     | 3/8"-16 & 3/8"-24 x 2 15/16" Screw stud       |
| 74175-S     | 5/8" x 5/32" Woodruff key                | 88517-S     | 3/8"-16 & 3/8"-24 x 3 1/16" Screw stud        |
| +74178-S    | 3/4" x 3/16" Woodruff key                | +88531-S    | 5/16"-18 & 5/16"-24 x 3-1/4" Screw stud       |
| 74181-S     | 7/8" x 1/4" Woodruff key                 | 89067-S     | 5/16"-18 & 5/16" x 1 3/16" Screw stud         |
| +74214-S2   | 23/32" Plug (button)                     | 89255-S     | 5/16"-18 & 5/16"-24 x 3-5/8" Screw stud       |
| 88022-S     | 3/8"-16 & 3/8"-24 x 1-1/4" Screw stud    | +89733-S13  | No.10-32 x 1/4" Headless set screw            |
| 88367-S     | 5/16"-18 & 5/16"-24 x 1 3/16" Screw stud | +90570-S8   | 3/8"-24 x 11/16" Headless set screw-dog point |
| 88371-S     | 5/16"-18 & 5/16"-20 x 1-1/4" Screw stud  | +91209-S    | 3/8"-16 x 1" Square head set screw            |
| 88378-S     | 7/16"-14 & 7/16"-20 x 1-5/16" Screw stud | +92031-S13  | No.2 x 3/16" Round head drive screw           |
| 88386-S     | 5/16"-18 & 5/16"-24 x 1-7/16" Screw stud | 97012-S     | 5/16"-24 x 2-1/4" Clevis                      |
| 88393-S     | 7/16"-14 & 7/16"-20 x 1-1/2" Screw stud  | +97013-S    | 3/8"-24 x 2-1/2" Clevis                       |
| 88398-S     | 7/16"-14 & 7/16"-20 x 1 9/16" Screw stud | 97015-S     | 1/2"-20 x 3" Clevis                           |
| 88413-S     | 7/16"-20 & 7/16"-14 x 1 3/4" Screw stud  |             |   |

## Numerical List of Special Bolts, Pins, Washers, etc.

|             |  |            |   |
|-------------|--|------------|---|
| 350001-S    | No.4-36 x 5/16" Binding head bolt              | 350498-S2  | Replaced by 20347-S2                                    |
| +350028-S7  | No.5-40 x 5/16" Oval head machine screw        | 350505-S   | 3/8"-16 x 11/16" Flat head machine screw                |
| 350032-S    | No.10-32 x .84" Flat head bolt                 | 350508-S7  | 3/8"-24 x 3/4" Hex head bolt-head drilled               |
| 350101-S7   | No.10-32 x 1/2" Hex. head bolt                 | 350518-S2  | 3/8"-24 x 1.4" Hex. head shoulder bolt-end drilled      |
| 350105-S2   | No.10-32 x 1" Carriage bolt                    | 350522-S   | 3/8"-24 x 1" Hex. head bolt-head drilled                |
| 350108-S6   | No.10-32 x 3/4" Oval head bolt                 | 350528-S7  | 3/8"-16 x 1.13" Hex. head bolt                          |
| +350112-S   | No.10-32 x 5/16" Flat head machine screw       | +350531-S2 | 3/8"-24 x 1-1/16" Hex. head bolt-head drilled           |
| 350113-S6   | No.10-32 x 1/2" Oval head machine screw        | +350532-S2 | 3/8"-24 x 1-7/8" Hex. head bolt-head drilled            |
| 350119-S6   | No.10-32 x 3/8" Oval head machine screw        | 350545-S2  | 3/8"-24 x 1-1/2" Hex. head bolt                         |
| 350120-S13  | No.10-32 x 1-1/8" Oval head machine screw      | 350549-S   | 3/8"-16 x 2-7/8" Hex. head bolt                         |
| +350131-S6  | No.10-32 x 5/8" Oval head one way screw        | 350573-S2  | 3/8"-24 x 6" Hex. head bolt-end drilled                 |
| 350136-S7   | No.10-32 x 3/8" Hex. head bolt-pointed         | 350600-S   | 3/8"-24 x 6 3/4" Spring tie bolt                        |
| 350154-S7   | No.10-32 x 7/8" Special square head bolt       | +350606-S  | 7/16"-20 x 2" Special head bolt-end drilled             |
| 350157-S13  | No.10-32 x 9/16" Oval head shoulder screw      | 350607-S18 | 7/16"-20 x 1-1/2" Hex. head bolt                        |
| 350161-S7   | No.10-32 x 1 15/16" Flat head screw            | 350609-S   | 7/16"-20 x 1-5/8" Square head bolt                      |
| 350185-S7   | No.10-24 x 3/8" Moulding retainer assy.        | 350611-S   | 7/16"-20 x 2-1/4" Grooved head bolt-end drilled         |
| 350219-S    | 5/16"-18 x 9/16" Hex head bolt                 | 350616-S   | 7/16"-20 x 1-3/4" Hex. head shoulder bolt               |
| 350230-S2   | No.12-24 x 19/32" Round head machine screw     | 350619-S   | 7/16"-20 x 1.2" Flat head bolt .31" square hole in head |
| 350231-S2   | No.12-24 x .44" Carriage bolt                  | 350636-S   | 7/16"-14 x 1 3/8" Hex head bolt                         |
| 350251-S7   | No.12-24 x 7/16" Moulding retainer assy.       | 350645-S   | 7/16"-20 x .84" Hex. head bolt                          |
| 350254-S2   | No.12-24 x 1-1/8" Flat head screw              | 350654-S   | 7/16"-20 x 2 1/2" Hex head bolt                         |
| 350276-S7   | 1/4"-28 x 1 3/16" Fillister head screw         | +350655-S  | 1/2"-20 x 1.62" Hex. head bolt-end drilled              |
| 350296-S7   | 1/4"-20 x 5/16" Hex. head shoulder bolt        | +350656-S2 | 1/2"-20 x 1" Carriage bolt                              |
| 350303-S    | 5/16"-24 x 3" Spring tie bolt                  | 350658-S   | 1/2"-20 x 2-3/4" Hex. head bolt-end drilled             |
| +350348-S2  | 1/4"-20 x 2" Hex head bolt                     | 350660-S2  | 1/2"-20 x 3-1/4" Hex. head bolt                         |
| 350353-S7   | 1/4"-28 x 1/2" Round head machine screw        | 350669-S8  | 7/16"-20 x 1 1/16" Hex hd. bolt-end drilled             |
| 350358-S7   | 1/4"-20 x 3/4" Slotted hex. head machine screw | 350671-S8  | 7/16"-20 x 1 3/16" Hex hd. bolt-end drilled             |
| 350372-S    | 3/8"-16 x 1-1/4" Hex. head bolt-head drilled   | 350700-S   | 9/16"-18 x 3-1/8" Hex. head bolt-end drilled            |
| 350373-S7-8 | 5/16"-24 x .70" Hex. head shoulder bolt        | 350707-S   | 9/16"-18 x 2" Hex head bolt                             |
| 350400-S    | 5/16"-24 x 5/8" Hex. head bolt                 | 350710-S7  | 7/16"-20 (7/16" x 11/16") Special hex. nut              |
| +350403-S7  | 5/16"-24 x .81" Fillister head screw           |            |   |
| +350404-S7  | 5/16"-24 x 2 5/16" Fillister head screw        |            |   |
| 350433-S    | 5/16"-18 x .77" Hex. head bolt                 |            |   |
| +350472-S8  | 5/16"-24 x 7/8" Special carriage bolt          |            |   |
| 350476-S7-8 | 5/16"-24 x 7/8" Special carriage bolt          |            |   |
| 350477-S2   | 5/16"-24 x 5/8" Special carriage bolt          |            |   |

† No Longer Supplied

**CHASSIS PARTS CATALOGUE**

| PART NUMBER  | PART NAME   | PART NUMBER  | PART NAME   |
|--|---|--|---|
| 350717-S7A<br>350718-S2<br>350725-S<br><br>350726-S<br>350730-S7<br><br>350785-A2S<br>350786-AS-7-8<br>350787-AS<br>350830-S<br>350836-AS7<br>350860-S         | 5/8"-18 x 2-13/16" Hex. head bolt-end drilled<br>7/8"-18 x 3-7/64" Hex. head bolt-end drilled<br>5/8"-18 x 3-25/32" Hex. head bolt-end drilled<br>5/8"-18 x 4" Hex. head bolt-end drilled<br>7/16"-20 x 3.40" Hex. head shoulder bolt-end drilled-engine support<br>No.10 Speed nut<br>No.12 Speed nut<br>.156" Speed nut<br>No.8-32 (9/32"x3/8") Round nut-brass<br>.18" Speed nut<br>No.10-32 (1/8"x3/8") Hex. nut-brass  | 351296-S7<br>†351297-S<br>351301-S<br>351311-S7<br><br>351313-S2<br>†351321-S8<br>351324-S4<br><br>†351339-AS<br>351341-S7<br>351345-S                                   | 1/4"x1/2" Bevel washer<br>.21" x .62" Washer-insulating<br>1/4"(1/32"x7/16") Special flat washer-brass<br>.28" sq. hole (1/16"x.80" x 1.12") Rectangular flat washer<br>1/4"(1/8"x9/16") Hex. washer<br>.575" x 1.44" Washer<br>.28" sq. hole (.07"x.68"x1") Special washer-license support<br>5/16"(5/32"x1") Flat washer-rubber<br>5/16"(5/64"x5/8") Spring washer<br>5/16"(1/64"x21/32") External & internal tooth lockwasher  |
| 350867-S<br>350881-S<br>†350951-S<br>350980-S<br>350983-S<br>351007-S<br>351014-S<br>351022-S2<br>351024-S7<br>351025-S7<br>†351026-S<br>351028-S<br>351045-S  | No.10-32 (3/32"x5/16") Hex. check nut-brass<br>.16"-24 Speed nut<br>5/16"-24 Sleeve nut<br>5/16"-18 (5/16"x1/2") Special hex. nut-brass<br>5/8"-18 (5/16"x15/16") Hex. check nut<br>3/8"-16 (5/32"x5/8") Hex. nut<br>1/2"-20 Hex. nut<br>3/8"-24 (7/32"x9/16") Marsden locknut<br>7/16"-28 (1/8"x5/8") Special hex. nut<br>7/16"-20 (7/16"x11/16") Special hex. nut<br>7/16"-20 (43/64"x5/8") Castle nut<br>7/16"-20 (7/16"x7/8") Castle nut<br>7/16"-20 (5/8"x7/8") Castle nut | 351351-S<br>351353-S2<br>351355-S<br>351356-S<br>351362-S2<br>351370-S2<br>†351376-S<br>351377-S7<br>351378-S7<br><br>351385-S7<br>†351387-S                             | 5/16"(1/16"x7/16") Lockwasher<br>5/16"(3/64"x1-1/2") Special flat washer<br>5/16"(3/64"x5/8") Flat washer<br>5/16"(1/32"x17/32") Lockwasher<br>5/16"(1/16"x1-1/8") Special flat washer<br>5/16"(5/64"x1") Flat washer<br>3/8"(3/32"x29/32") Lockwasher<br>3/8"(1/32"x21/32") Flat washer<br>3/8"(.07"x.78"x1.5") Rectangular flat washer<br>3/8"(3/32"x3/4") Flat washer<br>3/8"(.01"x.72") Internal & external tooth lockwasher  |
| †351051-S7<br>351059-S<br>351061-S7<br>351075-S<br>351076-S7<br>351112-S<br>351115-S7<br>351124-S<br>351125-S<br>351127-S<br>351129-S<br>†351151-S<br>351152-S | 1/2"-20(1/8"x13/16") Hex. nut<br>1/2"-20 (7/16"x3/4") Castle nut<br>7/16"-20 (1 5/32" x 11/16") Hex nut<br>9/16"-18 (3/16"x3/4") Check nut<br>9/16"-18 (.125"x.688") Hex. nut<br>3/8"-24 Nut<br>11/16"x18 (5/8"x1-1/16") Hex. nut-thick<br>21/32"-20 Hex. nut<br>3/4"-16 (13/16"x1-1/8") Castle nut<br>3/4"-16 (9/16"x1-1/8") Castle nut<br>3/4"-16 (.58"x1.25") Castle nut<br>7/8"-14 (29/32"x1-1/4") Castle nut<br>7/8"-14 (13/16"x1-1/4") Castle nut                         | 351393-S18<br>351405-S7<br>†351407-S7<br>†351424-S7<br>351428-S7<br>351433-S2<br>351436-S7<br>351442-S2<br>†351453-S<br>351455-S<br>351456-S<br>351466-S24<br>351467-S32 | 3/8" Special lockwasher<br>3/8"(5/64"x1-1/2") Flat washer<br>7/16"(1/32" x 3/4") Special flat washer<br>3/8" (1/16" x 11/16") Flat washer<br>7/16"(1/8"x29/32") Flat washer<br>7/16" Countersunk external tooth lockwasher<br>7/16"(1/8"x3/4") Lockwasher-heavy<br>25/64" Washer<br>1/2"(3/32"x7/8") Special flat washer<br>1/2"(1/32"x11/16") Special flat washer<br>1/2"(3/64"x3/4") Special flat washer-fibre<br>1/2"(1/8"x7/8") Lockwasher-heavy<br>3/8" Spring washer                                    |
| 351153-S<br>351155-S<br>351159-S<br>351164-S<br>351165-S<br>†351170-S<br>351176-S<br>351178-S<br><br>351192-S<br>351202-S7<br>351218-S8<br>†351242-S7          | 7/8"-14 (7/16"x1-7/16") Special Hex. nut<br>7/8"-14 (5/8"x1-7/16") Castle nut<br>7/8"-20 (1/2"x1-1/4") Castle nut<br>1"-14 (29/32"x1-7/16") Castle nut<br>1"-20 (1/2"x1-1/2") Castle nut<br>1-1/2"-20 (.31" x 2") Special hex. nut<br>.08"(1/64"x3/16") Special plain washer-brass<br>7/64"(1/64"x3/16") Special plain washer-brass<br>9/64"(1/64"x1/4") Flat washer-brass<br>5/32" (.20"x.52") Cup washer<br>3/16" Flat washer<br>5/16"(1/32"x9/16") Special flat washer       | 351499-S<br>351500-S7<br>351501-S<br>†351502-S<br>351503-S<br>351505-S18<br>†351506-S<br>†351524-S<br>351536-S7<br>†351548-S<br>†351550-S<br>351560-S7<br>351566-S       | 43/64" Lockwasher<br>5/8"(5/32" x 1-3/32") Lockwasher-heavy<br>5/8"(1/32"x1-5/32") Special flat washer<br>5/8"(3/32"x1") Special flat washer<br>5/8"(1/16"x1-1/16") Flat washer<br>5/8"(5/32"x1-1/4") Flat washer<br>5/8"(1/32"x1-1/4") Special flat washer-fibre<br>23/32"(1/16"x1") Special flat washer-fibre<br>3/4"(3/32"x1-1/8") Flat washer<br>.84" (1/16" x 1 1/4") Flat washer<br>7/8"(3/16"x2") Special flat washer<br>3/4"(1/32"x1-1/8") Spring washer<br>1-9/32"(1/32"x1-11/16") Split flat washer |
| 351250-S<br>†351253-S2<br>351256-S7<br>351259-S<br><br>351260-S<br>†351270-SA<br>†351276-S2<br><br>351281-S2A<br>†351291-S7                                    | 1/4"(1/32"x1/2") Special flat washer-brass<br>3/16"(1/32"x7/16") Flat washer<br>3/16"(1/32"x3/8") Special flat washer<br>.20" (3/32"x9/16") Special flat washer-insulator<br>3/16"(1/64"x5/16") Flat washer-brass<br>7/32" Flat washer-copper asbestos<br>No.12 Special finishing washer-flush countersunk type<br>No.12 (3/64"x3/4") Internal & external tooth lockwasher<br>3/16"(3/64"x7/16") Flat washer  | †351570-S<br>351582-S<br>351589-S<br>351598-S<br>351599-S<br>351629-S28A2B<br>351701-S<br>†351702-S<br>351779-S7<br>351851-S7<br>†351875-S8<br>351881-S8                 | 29/32" Flat washer<br>5/8"(3/16"x1-7/8") Flat washer<br>3/8" (15/16" x 3/64") Flat washer<br>1-9/64"(1/32"x1-1/2") Copper washer<br>1.16"(1/32"x1-5/8") Flat washer<br>No.6 Sheet metal drive screw<br>1-5/16" Expansion plug<br>1/2" Connector pipe thread<br>No.14 x 5/8" Binding head screw<br>3/32"x1/2" Slotted pin<br>1/8"x9/32" Oval head tubular rivet<br>1/8"x5/32" Special head tubular rivet   |

† No Longer Supplied





## CHASSIS PARTS CATALOGUE

| PART NUMBER | PART NAME  | PART NUMBER | PART NAME  |
|-------------|--|-------------|--|
| 351906-AS   | 9/64" x 5/16" Tubular rivet-countersunk hd.      | 353112-S3A  | Moulding retainer  |
| 351915-AS   | 9/64"x9/32" Special tubular rivet                | 353119-S3   | Moulding retainer  |
| 351957-S10  | 3/16"x5/16" Oval head rivet-countersunk end      | 353158-S21  | Moulding retainer  |
| 351961-S    | 3/16"x19/64" Round head solid rivet              | 353175-S21  | Trim retainer  |
| 351978-AS   | 3/16"x15/32" Flat head tubular rivet             | 353190-S2   | Moulding retainer  |
| 351980-AS   | 3/16" x 17/32" Tubular rivet-flat head           | 353191-S2   | Moulding retainer  |
| †351987-S   | 3/4" Connector pipe-thread                       | 353194-S2   | Moulding retainer  |
| †352050-S   | 9/32"x1-1/4" Special flat head rivet             | 353236-AS7  | 5/16"-24 Snap on plate & nut assembly                          |
| †352097-S7  | 5/16" x 49/64" Flat head tubular rivet           | 353255-S    | 3/4"(7/16" x 1-5/16") Rubber grommet                           |
| 352200-S    | 3/64" x 3/8" Cotter pin                          | 353262-S    | Clip-electrical wiring   |
| 352201-S    | 3/64"x.31" Cotter pin-brass                      | 353277-AS   | 3/8" Elbow   |
| 352250-S    | 7/64" x 11/16" Special cotter pin-connecting rod | 353280-S    | 1/2"-20 x 7/16"-24 Male connector                              |
|             |  | 353308-S3   | Moulding retainer  |
| 352500-S    | 3/16"x31/32" Flat head rivet-tubular end         | 353335-S3   | Moulding retainer  |
| 352501-S    | 3/16"x1-1/8" Flat head rivet-tubular end         | 353341-S3   | Moulding retainer  |
| †352502-S   | 3/16"x1-1/2" Special flat head pin               | 353343-S3   | Moulding retainer  |
| 352503-S8   | 3/16"x1" Groove pin                              | 353344-S21  | Moulding retainer  |
| †352504-S   | 3/16" x 1.25" Flat head pin-tubular end          | 355047-S7   | No.8-32 x 3/16" Fillister head screw & lockwasher assy         |
| 352505-S    | 3/16"x29/32" Flat head rivet-tubular end         |             | No.8-32 x 3/8" Binding head screw & lockwasher assy.           |
| 352549-S7   | 1/4"x1-7/32" Clevis pin                          | 355073-S7   | No.8-32 x 7/8" Screw & lockwasher                              |
| 352550-S    | 1/4"x5/16" Flat head rivet                       | 355079-AS7  | No.8 x 3/4" Oval head sheet metal screw                        |
| 352551-S    | 1/4"x1-3/16" Flat head rivet                     | 355094-S23  | No.8-32 x 3/8" Special moulding bolt                           |
| †352552-S8  | 1/4"x1" Groove pin                               | 355096-S7   | No.8-32 x 5/8" Screw & lockwasher assy                         |
| 352554-S    | 1/4"x1-15/32" Flat head rivet                    | 355099-S8   | No.10-32 x 25/64" Screw & lockwasher assy.                     |
| †352572-S   | 3/8"x1.94" Round head pin                        | 355112      |  |
| 352581-S7   | 5/16"x1-1/2" Flat head rivet                     |             |  |
| 352643-S    | 3/32"x9/16" Straight pin                         | †355130-S7  | No.10-24 x 1/2" Round head screw                               |
| 352675-S    | 5/16"-18 & 5/16"-18x1-3/8" Screw stud            | †355132-S7  | No.10-24 x 3/4" Round head screw                               |
| †352700-S   | 3/8"-16 & 3/8"-24 x 1-7/16" Screw stud           | 355147-S7   | No.10-32 x 5/16" Binding head screw & lockwasher assy.         |
| 352725-S    | 7/16"-14 & 7/16"-20 x 3-1/2" Screw stud          |             | No.10-32 x 5/16" Hex. head screw & lockwasher assy.            |
| †352726-S   | 7/16"-14 & 7/16"-20 x 3-11/16" Screw stud        | 355150-S7   | No.12-24 x 3/8" Binding head screw & lockwasher assy.          |
| 352727-S    | 7/16"-14 & 7/16"-20 x 5-23/32" Screw stud        |             | 1/4"-20 x 5/8" Binding head screw & lockwasher assy.           |
| 352728-S    | 7/16"-14 & 7/16"-20 x 1-7/8" Screw stud          | 355168-S2   | 5/16"-24 x 1 1/2" Hex head bolt                                |
| 352740-S    | 9/16"-12 & 9/16"-18 x 2-5/8" Screw stud          |             | No.12-24 x 5/16" Special binding head screw & lockwasher assy. |
| †353005-S   | 1/8"x1/2"-20 Male connector                      | 355235-S2   |  |
| †353006-S   | 1/8"x5/8"-18 Adapter                             | 355236-S2   |  |
| 353023-S7   | 1/4"-28 Lubricator fitting-90°                   | 355241-S2   |  |
| 353026-S7   | 5/16" Lubricator fitting-drive type-.62" long    |             |  |
| 353027-AS7  | 1/8" Lubricator fitting-straight                 |             |  |
| †353030-S7  | 1/8" Lubricator fitting-1-1/4" long              | 355245-S    | No.12-28 x 5/8" Fillister head screw                           |
| 353031-AS7  | 1/8" Lubricator fitting-67-1/2°                  | 355249-S    | No.12-32 x 1-1/16" Hex. head bolt                              |
| 353035-AS7  | 1/4"-28 Lubricator fitting-45°                   | †355277-S2  | 1/4"-20 x 3/4" Hex. head bolt                                  |
| 353036-S7   | Replaced by 353043-AS7                           | 355308-S7   | 1/4"-28 x 5/16" Binding head screw & lockwasher assy.          |
| 353037-S7   | 1/8" Lubricator fitting-90°                      |             | 1/4"-20 x 3" Hex. head bolt                                    |
| 353040-AS7  | 5/16"-24 x 3/4" Lubricator fitting               | 355311-S    | 1/4"-20 x 5/8" Moulding retainer assy                          |
| 353041-AS7  | 3/8"-24 Rear spring grease fitting               | 355322-AS7  | 5/16"-24 x 1 1/2" Hex head bolt                                |
| 353043-AS7  | 1/4"-28 Lubricator fitting-short                 | 355384-S7   | 5/16"-24 x 5-1/2" Special bolt                                 |
| †353046-S7  | 1/8" Straight lubricator fitting 1.75" long      | 355405-S    | 3/8"-16 x 1" Round head socket bolt-head drilled               |
| 353047-AS7  | 1/8" Drive lubricator fitting-check valve type   | †355501-S   | 3/8"-24 x 1.9" Hex. head bolt                                  |
| †353050-S   | 1/4"-20 x 5/16" Slotted plug                     | 355514-S    | 3/8"-24 x 7" Special square head bolt                          |
| 353051-S    | 3/4"x15/16" Square head pipe plug                | 355521-S    |  |
| 353052-S5   | 1/8"x3/8" Pipe plug-slotted                      | 355599-S    | 5/16"-18 x 7/8" Hex. head shoulder bolt                        |
| 353054-S    | 1/8" Pipe plug-extended head                     | 355718-S2   | 1/2"-20 x 1" Carriage bolt                                     |
| 353055-S7   | 1/4"-18 Standard pipe plug                       | 355719-S    | 7/16"-20 x 1-3/8" Square head bolt                             |
| †353059-S   | 7/16" Expansion plug                             | 355749-S7   | 7/16"-20 x 4-3/16" Step bolt                                   |
| †353062-S   | 1/2"-20 x 5/8" Hex. head plug                    | 355768-AS2  | No.10 Speed nut  |
| 353064-S    | 1/2" Pipe plug                                   | 355782-S    | 7/16"-14 x 2" Hex. head bolt-head drilled                      |
| 353069-S    | 1" Pipe plug-countersunk head                    | 355783-S    | 7/16"-14 x 2-1/2" Hex.head bolt-head drilled                   |
| 353075-S    | 3/8" Steel ball                                  |             | 5/8"-18 x 3-7/16" Hex.head bolt-head drilled                   |
| 353076-S    | 1/4" Steel ball                                  | 355799-S    | No.10-24 (8/32" x 3/8") Hex locknut                            |
| 353079-S    | 1/2" Steel ball                                  |             | No.10-32 (1/8"x3/8") Hex. lock nut                             |
| 353080-S    | 3/16" Steel ball                                 | 355807-AS7  |  |
| 353082-S    | 7/16" Steel ball                                 | 355808-S7   |  |

† No Longer Supplied



## SPECIAL NOTE on Indexing of Bolts, Nuts, Screws, Washers, Rivets, etc.

Bolts, screws, studs and rivets are listed in order according to diameter thread and length.

For Example: 20308-S2 1/4"-20 x 1/2"—diameter 1/4"—threads to one inch 20—length 1/2".

Nuts are listed according to inside diameter and thread.

For Example: 33795-S2 1/4"-20 (3/8" x 1/8") inside diameter 1/4"—threads to one inch 20—thickness 3/8"—outside diameter across flats 1/2".

Washers are listed according to size of hole.

For Example: 34705-S2 1/4" (1/8" x 3/4") size of bolt on which used 1/4"—thickness 1/8"—outside diameter 3/4".

## Nuts, Bolts, Screws, Washers, and Rivets (Other Than Special) By Size

### HEX HEAD BOLT




|            |                     |
|------------|---------------------|
| 20354-S2   | 1/4"-20 x 3/16"     |
| +20308-S2  | 1/4"-20 x 1/2"      |
| 20384-S2   | 1/4"-20 x 1"        |
| 21467-S7   | 1/4"-20 x 1 3/8"    |
| 21475-S2   | 1/4"-20 x 1 5/8"    |
| 21481-S2   | 1/4"-20 x 1-3/4"    |
| 21545-S2   | 1/4"-20 x 2 3/4"    |
| 21553-S8   | 1/4"-20 x 3"        |
| 20345-S2   | 1/4"-28 x 3/4"      |
| 20405-S2   | 1/4"-28 x 1 1/8"    |
| 21217-S7   | 1/4"-28 x 1-3/4"    |
| +21498-S2  | 1/4"-28 x 2"        |
| 20310-S2   | 5/16"-18 x 1/2"     |
| 20326-S7   | 5/16"-18 x 5/8"     |
| 20356-S7   | 5/16"-18 x 13/16"   |
| 20318-S7   | 5/16"-18 x 9/16"    |
| 20336-S2   | 5/16"-18 x 11/16"   |
| 20146-S7   | 5/16"-18 x 1 3/8"   |
| +21507-S2  | 5/16"-18 x 2 1/8"   |
| 21531-S    | 5/16"-18 x 2-1/2"   |
| +21555-S7  | 5/16"-18 x 3"       |
| 20319-S7   | 5/16"-24 x 9/16"    |
| 20337-S2   | 5/16"-24 x 11/16"   |
| 20357-S2   | 5/16"-24 x 13/16"   |
| 21492-S2   | 5/16"-24 x 1 7/8"   |
| 21612-S    | 5/16"-24 x 4-3/4"   |
| 20312-S7-8 | 3/8"-16 x 1/2"      |
| 20358-S2   | 3/8"-16 x 13/16"    |
| 20368-S7   | 3/8"-16 x 7/8"      |
| 20388-S7   | 3/8"-16 x 1"        |
| 20408-S7   | 3/8"-16 x 1-1/8"    |
| 20418-S    | 3/8"-16 x 1 3/16"   |
| 20468-S2   | 3/8"-16 x 1 1/2"    |
| 20514-S7   | 3/8"-16 x 1-7/8"    |
| 20534-S    | 3/8"-16 x 2-1/4"    |
| 21549-S    | 3/8"-16 x 2-3/4"    |
| 20359-S2   | 3/8"-24 x 13/16"    |
| 20379-S2   | 3/8"-24 x 15/16"    |
| 20419-S2   | 3/8"-24 x 1 3/16"   |
| 20449-S2   | 3/8"-24 x 1-3/8"    |
| 20479-S2   | 3/8"-24 x 1 9/16"   |
| 20489-S2   | 3/8"-24 x 1 5/8"    |
| 20215-S2   | 3/8"-24 x 1 7/8"    |
| +21566-S7  | 3/8"-24 x 3-1/4"    |
| +20330-S7  | 7/16"-14 x 5/8"     |
| 20400-S    | 7/16"-14 x 1 1/16"  |
| 20420-S7   | 7/16"-14 x 1 3/16"  |
| 20470-S2   | 7/16"-14 x 1-1/2"   |
| 21487-S2   | 7/16"-14 x 1-3/4"   |
| +20530-S   | 7/16"-14 x 2-1/8"   |
| 21551-S    | 7/16"-14 x 2-3/4"   |
| 20254-S2   | 7/16"-14 x 3"       |
| 20411-S7   | 7/16"-20 x 1-1/8"   |
| 20471-S7   | 7/16"-20 x 1-1/2"   |
| 20491-S7   | 7/16"-20 x 1-5/8"   |
| +20362-S   | 1/2"-13 x 13/16"    |
| 20402-S    | 1/2"-13 x 1 1/16"   |
| 20393-S    | 1/2"-20 x 1"        |
| 20423-S2   | 1/2"-20 x 1 3/16"   |
| 20559-S2   | 1/2"-20 x 3-1/4"    |
| +20972-S2  | 9/16"-12 x 1-1/4"   |
| +20690-S2  | 9/16"-12 x 1-3/8"   |
| 20735-S    | 9/16"-12 x 1 11/16" |
| +22026-S   | 9/16"-18 x 3"       |
| 20639-S    | 5/8"-18 x 1"        |
| +20693-S   | 5/8"-18 x 1-3/8"    |

### HEX HEAD BOLT— HEAD DRILLED



|           |                   |
|-----------|-------------------|
| 22503-S   | 1/4"-20 x 5/8"    |
| 22507-S   | 5/16"-18 x 3/4"   |
| 22518-S   | 3/8"-16 x 1"      |
| 22526-S   | 3/8"-16 x 1-1/8"  |
| 22527-S2  | 7/16"-14 x 1-1/8" |
| 22623-S   | 7/16"-20 x 7/8"   |
| 22623-S2  | 7/16"-20 x 7/8"   |
| +22481-S2 | 7/16"-20 x 15/16" |
| 22631-S   | 7/16"-20 x 1"     |
| 22544-S   | 1/2"-13 x 1-3/8"  |
| +22553-S2 | 9/16"-12 x 1-1/2" |
| 22237-S7  | 3/8"-24 x 1-3/8"  |
| 22266-S2  | 3/8"-24 x 1-3/4"  |
| 22276-S2  | 3/8"-24 x 1-7/8"  |
| 22286-S2  | 3/8"-24 x 2"      |
| 22296-S2  | 3/8"-24 x 2-1/8"  |
| 25750-S7  | 3/8"-24 x 2-3/8"  |
| 25760-S7  | 3/8"-24 x 2-1/2"  |
| 22209-S2  | 7/16"-20 x 7/8"   |
| +22215-S2 | 7/16"-20 x 1"     |
| 22230-S2  | 7/16"-20 x 1-1/4" |
| +22238-S  | 7/16"-20 x 1-3/8" |
| +22247-S  | 7/16"-20 x 1-1/2" |
| +22297-S2 | 7/16"-20 x 2-1/8" |
| +22231-S  | 1/2"-20 x 1-1/4"  |
| 22278-S   | 1/2"-20 x 1-7/8"  |
| +25742-S2 | 1/2"-20 x 2-1/4"  |

### HEX HEAD BOLT— END DRILLED



|            |                    |
|------------|--------------------|
| 22203-S2   | 5/16"-24 x 3/4"    |
| 22479-S    | 5/16"-24 x 15/16"  |
| 22213-S    | 5/16"-24 x 1"      |
| 22493-S    | 5/16"-24 x 1 3/16" |
| 22236-S2   | 5/16"-24 x 1-3/8"  |
| +22245-S2  | 5/16"-24 x 1 1/2"  |
| 25699-S2   | 5/16"-24 x 1-3/4"  |
| 22208-S7   | 3/8"-24 x 7/8"     |
| 22214-S2   | 3/8"-24 x 1"       |
| 22221-S2   | 3/8"-24 x 1 1/8"   |
| 24324-S7-8 | 1/4"-20 x 5/8"     |
| 24308-S7   | 1/4"-20 x 1/2"     |
| 24344-S7   | 1/4"-20 x 3/4"     |
| 24366-S7   | 1/4"-20 x 3/4"     |
| 24309-S8   | 1/4"-28 x 1/2"     |
| 24325-S8   | 1/4"-28 x 5/8"     |
| 24346-S7-8 | 5/16"-18 x 3/4"    |
| 24386-S8   | 5/16"-18 x 1"      |
| 24426-S8   | 5/16"-18 x 1-1/4"  |
| 24327-S7-8 | 5/16"-24 x 5/8"    |
| 24366-S8   | 5/16"-18 x 7/8"    |
| 24367-S7-8 | 5/16"-24 x 7/8"    |
| 24311-S8   | 5/16"-24 x 1/2"    |


### HEX HEAD BOLT— POINTED



## CHASSIS PARTS CATALOGUE

|            |                   |
|------------|-------------------|
| 24387-S7   | 5/16"-24 x 1"     |
| 24427-S7   | 5/16"-24 x 1-1/4" |
| 24521-S7   | 5/16"-24 x 2"     |
| 24960-S7   | 5/16"-24 x 2-3/8" |
| 24329-S8   | 3/8"-24 x 5/8"    |
| 24349-S7-8 | 3/8"-24 x 3/4"    |
| 24429-S7   | 3/8"-24 x 1-1/4"  |
| 24541-S7   | 3/8"-24 x 2 3/8"  |
| 24493-S7   | 1/2"-20 x 1-5/8"  |
| 24550-S    | 1/2"-20 x 2-1/2"  |
| 24325-S8   | 1/4"-28 x 5/8"    |
| 24389-S8   | 3/8"-24 x 1"      |
| 24390-S7-8 | 7/16"-14 x 1"     |
| 24391-S7-8 | 7/16"-20 x 1"     |
| 24399-S2   | 3/8"-24 x 3/4"    |
| 24406-S8   | 5/16"-18 x 1 1/8" |
| 24425-S7-8 | 1/4"-28 x 1 1/4"  |
| 24428-S8   | 3/8"-16 x 1 1/4"  |
| 24430-S8   | 7/16"-14 x 1 1/4" |
| 24448-S8   | 3/8"-16 x 1 3/8"  |
| 24469-S7   | 3/8"-24 x 1 1/2"  |
| 24510-S34  | 1/2"-13 x 1 3/4"  |
| 24523-S8   | 3/8"-24 x 2"      |
| 24554-S7   | 1/2"-20 x 2 3/4"  |
| 24348-S8   | 3/8"-16 x 3/4"    |
| 24369-S8   | 3/8"-24 x 7/8"    |

### ROUND HEAD CARRIAGE BOLT



|            |                   |
|------------|-------------------|
| 23356-S7   | 1/4"-20 x 9/16"   |
| 23901-S4   | 1/4"-20 x 5/8"    |
| 23391-S2   | 1/4"-20 x 7/8"    |
| 23955-S    | 1/4"-20 x 2"      |
| 23366-S4   | 1/4"-28 x 5/8"    |
| 23377-S7   | 1/4"-28 x 3/4"    |
| 23367-S7   | 5/16"-18 x 5/8"   |
| 23408-S2   | 5/16"-18 x 1"     |
| 23453-S2   | 5/16"-18 x 1 3/8" |
| 23513-S7-8 | 5/16"-18 x 2"     |
| +23528-S2  | 5/16"-18 x 2 1/4" |
| 23543-S7-8 | 5/16"-18 x 2-1/2" |
| +23368-S4  | 5/16"-24 x 5/8"   |
| 23379-S7   | 5/16"-24 x 3/4"   |
| 24347-S8   | 5/16"-24 x 3/4"   |
| 23394-S2   | 5/16"-24 x 7/8"   |
| 23409-S7   | 5/16"-24 x 1"     |
| 23439-S7   | 5/16"-24 x 1 1/4" |
| 23411-S2   | 3/8"-24 x 1"      |
| +23469-S7  | 5/16"-24 x 1 1/2" |

### SQUARE HEAD BOLT



23017-S16 5/16"-18 x 1-1/4"

### ROUND HEAD MACHINE SCREW



|            |                   |
|------------|-------------------|
| 27729-S13  | No.4-40 x 5/8"    |
| +27686-S   | No.6-32 x 3/16"   |
| 26456-S13  | No.6-32 x 1/4"    |
| 26466-S6   | No.6-32 x 3/8"    |
| +26479-S7  | No.6-32 x 1/2"    |
| 26452-S7   | No.8-32 x 3/16"   |
| 26457-S7   | No.8-32 x 1/4"    |
| 27723-S13  | No.8-32 x 9/16"   |
| 26512-S2   | No.8-32 x 3/4"    |
| 32294-S2   | No.10-13 x 1"     |
| +27053-S5  | No.10-32 x 3/16"  |
| 27058-S7   | No.10-32 x 1/4"   |
| 27068-S7-8 | No.10-32 x 3/8"   |
| 27081-S2   | No.10-32 x 1/2"   |
| 35015-S7   | No.10-32 x 9/16"  |
| 27097-S2   | No.10-32 x 5/8"   |
| 27113-S7   | No.10-32 x 3/4"   |
| 27153-S7   | No.10-32 x 1-1/8" |
| 27169-S7   | No.10-32 x 1 3/8" |
| 27177-S7   | No.10-32 x 1-1/2" |
| 26482-S7   | No.12-24 x 1/2"   |
| 26498-S7-8 | No.12-24 x 5/8"   |
| 26514-S2   | No.12-24 x 3/4"   |
| +26554-S2  | No.12-24 x 1-1/8" |
| 26682-S    | No.12-24 x 3-1/2" |
| 26483-S7   | 1/4"-20 x 1/2"    |
| 26563-S2   | 1/4"-20 x 1 1/4"  |
| 26579-S    | 1/4"-20 x 1-1/2"  |
| 26587-S7   | 1/4"-20 x 1-5/8"  |
| 27083-S2   | 1/4"-28 x 1/2"    |
| 27099-S7   | 1/4"-28 x 5/8"    |
| 27195-S7   | 1/4"-28 x 1-3/4"  |
| +27211-S   | 1/4"-28 x 2"      |
| 26148-S    | 5/16"-18 x 3/8"   |
| +26516-S2  | 5/16"-18 x 3/4"   |

### BINDING HEAD BOLT



38271-S2 No.12-14 x 7/8"  
39050-S8 1/4"-20 x 1/2"

### OVAL HEAD MACHINE SCREW



29546-S13 No.6-32 x 5/16"  
29552-S13 No.8-32 x 3/8"  
28923-S7 No.10-32 x 7/16"  
29566-S7 No.10-32 x 1/2"  
28381-S2 1/4"-20 x 7/8"

### FLAT HEAD SCREW



24662-S No.8-32 x 3/4"  
24726-S7 No.8-32 x 1-1/2"  
+24742-S2 No.8-32 x 1-3/4"  
25231-S7 No.10-32 x 1/2"  
25247-S7 No.10-32 x 3/4"  
25279-S2 No.10-32 x 7/8"  
24632-S2 No.12-24 x 1/2"  
24648-S2 No.12-24 x 5/8"  
24704-S2 No.12-24 x 1-1/8"  
31921-S No.14-10 x 1"  
24649-S13 1/4"-20 x 5/8"  
25742-S2 1/2"-20 x 2-1/4"  
+24650-S 5/16"-18 x 5/8"  
25618-S2 7/16"-20 x 13/16"

### OVAL HEAD SCREW— POINTED



30170-S13 No.8-32 x 9/16"  
30479-S7 No.10-32 x 5/8"  
30022-S7 No.12-24 x 9/16"  
30047-S13 1/4"-20 x 3/4"  
30103-S2 1/4"-20 x 1-3/8"

### FILLISTER HEAD SCREW




31031-S5 No.6-32 x 1/4"  
31036-S8 No.6-32 x 5/16"  
31037-S7 No.8-32 x 5/16"  
31061-S8 No.8-32 x 1/2"  
31077-S8 No.8-32 x 5/8"  
31062-S7 No.10-24 x 1/2"  
31596-S7 No.10-32 x 3/8"  
31644-S7 No.10-32 x 3/4"  
31628-S7 No.10-32 x 7/8"  
31079-S7 No.12-24 x 5/8"  
31478-S7 No.14 x 5/8"  
31064-S7 1/4"-20 x 1/2"  
31095-S7 1/4"-20 x 3/4"  
31144-S7 1/4"-20 x 1-1/4"  
31152-S2 1/4"-20 x 1-3/8"  
+31218-S2 1/4"-20 x 2-1/2"  
31598-S 1/4"-28 x 3/8"  
31606-S 1/4"-28 x 7/16"  
31630-S7 1/4"-28 x 5/8"  
31646-S7 1/4"-28 x 3/4"

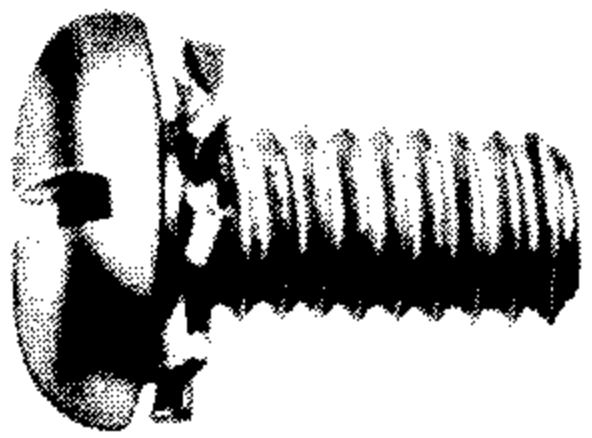
### ROUND HEAD DRIVE SCREW




+2031-S13 No.2 x 3/16"

**ROUND HEAD SCREW—  
POINTED**



|          |                 |
|----------|-----------------|
| 36782-S7 | No.6-32 x 1/4"  |
| 36799-S7 | No.8-32 x 3/8"  |
| 36784-S7 | No.10-32 x 1/4" |
| 35510-S7 | No.10-32 x 5/8" |
| 36791-S7 | 1/4"-20 x 5/16" |
| 36802-S2 | 1/4"-20 x 3/8"  |
| 36846-S2 | 1/4"-20 x 5/8"  |
| 36912-S2 | 1/4"-20 x 1"    |

**BINDING HEAD SCREW  
AND LOCKWASHER**


|          |                 |
|----------|-----------------|
| 42802-S8 | No.8-32 x 5/8"  |
| 43243-S8 | No.8-32 x 3/4"  |
| 42810-S8 | No.12-24 x 1/2" |

**BINDING HEAD SELF-  
TAPPING SCREW**


|           |                 |
|-----------|-----------------|
| 32914-S8  | No.6 x 3/8"     |
| 32909-S8  | No.8 x 1/4"     |
| 32923-S7  | No.8 x 1/2"     |
| +33176-S2 | No.8-18 x 3/8"  |
| 32930-S7  | No.8 x 5/8"     |
| 32937-S7  | No.8 x 3/4"     |
| 32948-S2  | No.8 x 1"       |
| 32917-S7  | No.10 x 3/8"    |
| 32924-S7  | No.10 x 1/2"    |
| 32938-S7  | No.10 x 3/4"    |
| 32925-S8  | No.12 x 1/2"    |
| 32946-S7  | No.14 x 7/8"    |
| 33206-S7  | No.14-14 x 7/8" |

**ROUND HEAD SCREW  
AND LOCKWASHER**


|          |                 |
|----------|-----------------|
| 42649-S8 | No.8-32 x 3/8"  |
| 42650-S7 | No.10-32 x 3/8" |

**ROUND HEAD SELF-  
TAPPING SCREW**

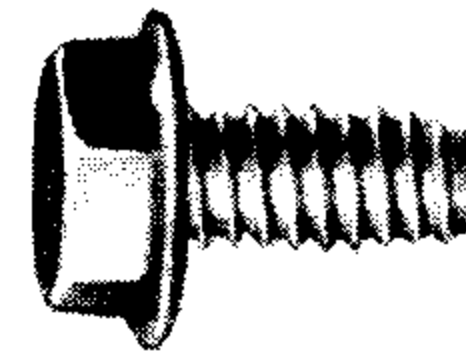

|          |             |
|----------|-------------|
| 32856-S6 | No.6 x 1/2" |
|----------|-------------|

**OVAL HEAD SELF-  
TAPPING SCREW**



|           |              |
|-----------|--------------|
| 33000-S13 | No.6 x 3/4"  |
| 32996-S13 | No.10 x 5/8" |

**FILLISTER HEAD BOLT—  
POINTED**



|           |                  |
|-----------|------------------|
| 37610-S7  | No.6-32 x 1/4"   |
| 37643-S7  | No.6-32 x 7/16"  |
| 37611-S7  | No.8-32 x 1/4"   |
| 38194-S2  | No.12-24 x 7/16" |
| 38216-S2  | No.12-24 x 9/16" |
| 38216-S13 | No.12-24 x 9/16" |

**HEX WASHER HEAD SELF-  
TAPPING SCREW**


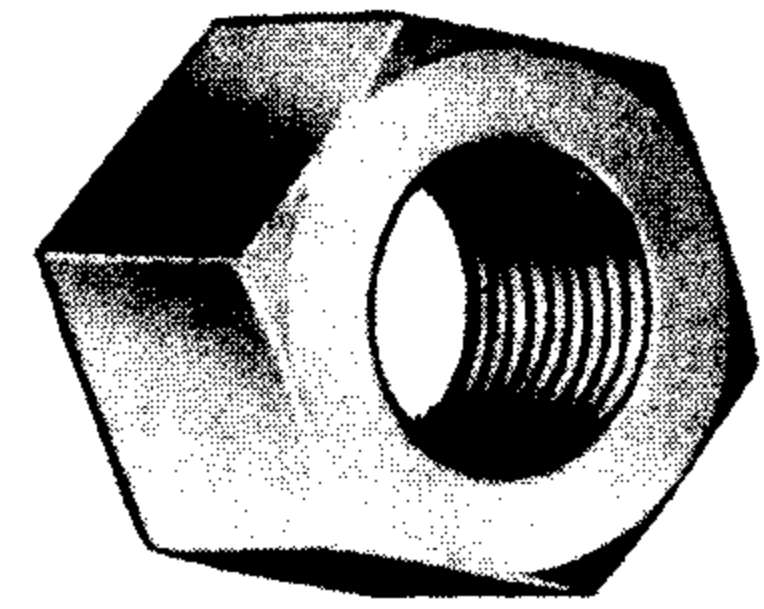
|           |                 |
|-----------|-----------------|
| 39881-S7  | 1/4"-20 x 1/2"  |
| 39870-S7  | 5/16"-18 x 3/8" |
| 39883-S7  | 5/16"-18-1/2"   |
| +31497-S8 | No.14 x 1/2"    |
| 31527-S7  | No.14 x 1/2"    |

**BLIND NUT**


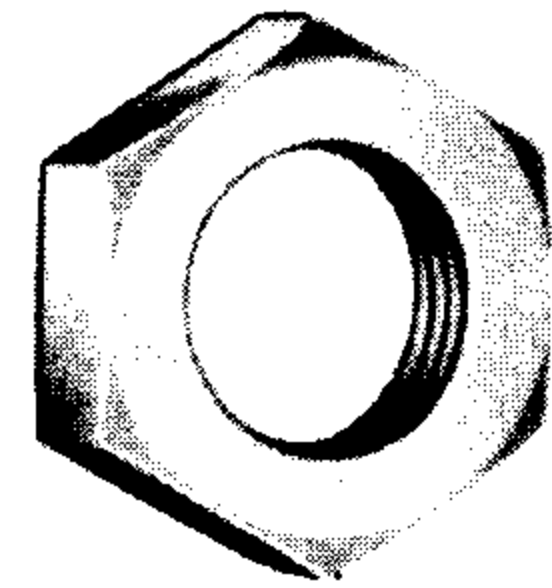
|            |                    |
|------------|--------------------|
| +34178-S13 | 1/4"-28(.44"x.47") |
| +34171-S7  | 5/16"-24           |

**PAL NUT**


|          |         |
|----------|---------|
| 45218-S8 | 3/8"-24 |
|----------|---------|

**REGULAR HEX NUT**


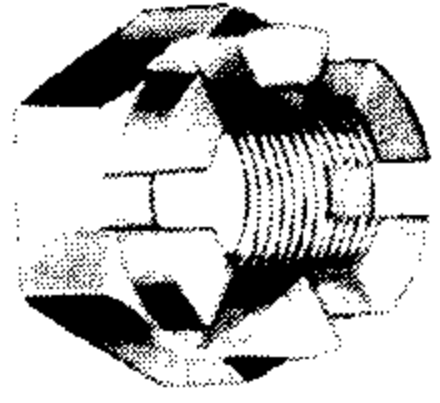
|           |                       |
|-----------|-----------------------|
| 34050-S7  | No.4-40(3/32"x1/4")   |
| 34051-S7  | No.6-32(7/64x5/16)    |
| 34052-S7  | No.8-32(1/8x11/32)    |
| 34079-S7  | No.10-32(1/8x3/8)     |
| 34054-S8  | No.12-24(5/32x7/16)   |
| 33795-S2  | 1/4"-20(7/32"x7/16")  |
| 33795-S7  | 1/4"-20(7/32 x 7/16)  |
| 34081-S7  | 1/4"-28(3/16" x7/16") |
| 33796-S7  | 1/4"-28(7/32x7/16)    |
| 33797-S7  | 5/16"-18(1/4"x1/2")   |
| +33825-S7 | 5/16"-18(1/4x1/2)     |
| 33798-S8  | 5/16"-24(1/4" x1/2")  |
| 33799-S7  | 3/8-16(21/64x9/16)    |
| 33827-S8  | 3/8-16(21/64x9/16)    |
| 33800-S8  | 3/8-24(21/64x9/16)    |
| 33814-S   | 3/8-24(21/64x9/16)    |
| 33801-S8  | 7/16"-14(3/8x5/8)     |
| 33802-S8  | 7/16"-20(3/8x5/8)     |
| 33816-S   | 7/16"-20 (3/8x5/8)    |
| 33881-S8  | 7/16-20(29/64x5/18)   |
| 33846-S8  | 1/2"-20(7/16x3/4)     |
| 33848-S7  | 9/16-18 (1/2x7/8)     |
| +33870-S  | 9/16"-18(39/64x7/8)   |
| 33850-S2  | 5/8-18(9/16x15/16)    |
| 33838-S7  | 3/4-16(21/32x1-1/16)  |
| 33854-S7  | 7/8-14(49/64x1 1/4)   |

**HEX CHECK NUT**


|            |                     |
|------------|---------------------|
| 33923-S7   | 5/16"-24(3/16x1/2)  |
| 33924-S7-8 | 3/8-16(7/32 x 9/16) |
| 33925-S7-8 | 3/8-24(7/32 x 9/16) |
| 33927-S7   | 7/16-20(1/4x5/8)    |
| 33947-S2   | 5/8-18(3/8x15/16)   |

## CHASSIS PARTS CATALOGUE

### CASTLE NUT



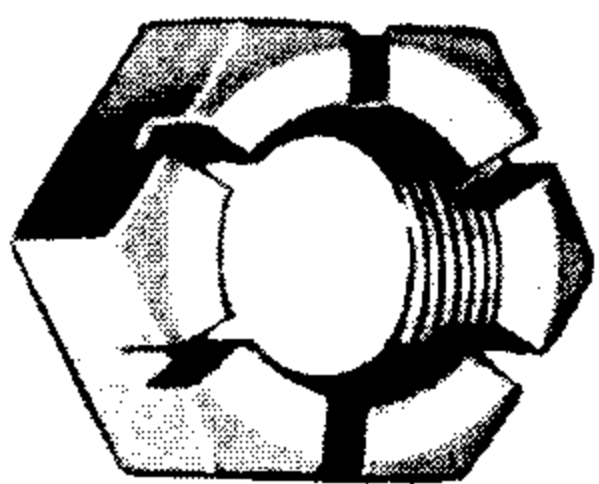
|           |                      |
|-----------|----------------------|
| 33975-S   | 1/4"-28(7/32x7/16)   |
| 33977-S2  | 5/16-24(17/64x1/2)   |
| 34029-S8  | 5/16-24(21/64x1/2)   |
| 33965-S7  | 3/8-24(21/64x9/16)   |
| 34030-S8  | 3/8-24(13/32x9/16)   |
| 33981-S2  | 7/16-20(3/8x5/8)     |
| 34031-S7  | 7/16-20(29/64x5/8)   |
| +33982-S  | 1/2"-13(7/16x3/4)    |
| 34032-S7  | 1/2-20 (5/8 x 7/8)   |
| 34033-S18 | 9/16-18(5/8x7/8)     |
| 33987-S   | 5/8-18(9/16x15/16)   |
| 34034-S18 | 5/8-18(.72 x .93)    |
| +33871-S  | 5/8"-18(3/4" x15/16) |

### WING NUT




|          |           |
|----------|-----------|
| 33893-S7 | No. 10-32 |
|----------|-----------|

### FREE RUNNING LOCKNUT



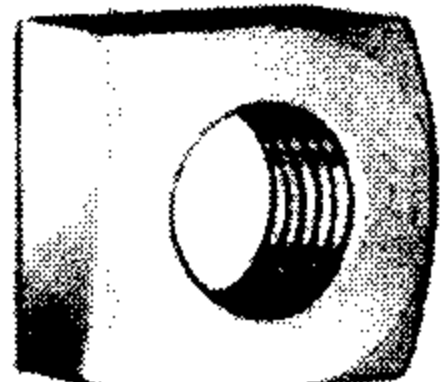
|             |                     |
|-------------|---------------------|
| 34390-S7    | 1/4-20(9/32x7/16)   |
| 34392-S7    | 5/16-18(21/64x1/2)  |
| 34392-S16   | 5/16-18(21/64x1/2)  |
| 34393-S7    | 5/16-24(21/64x1/2)  |
| 34370-S8    | 3/8"-24(21/64x9/16) |
| 34395-S7    | 3/8-24(13/32x9/16)  |
| 34372-S7    | 7/16-20(3/8x5/8)    |
| 34397-S7-8  | 7/16"-20(7/16x5/8)  |
| +34427-S7-8 | 1/2"-20             |
| 34399-S8    | 1/2"-20(9/16x3/4)   |

### PREVAILING TORQUE LOCKNUT



|            |                    |
|------------|--------------------|
| 34443-S7-8 | 5/16-24(21/64x1/2) |
| 34422-S2   | 7/16-20(3/8x5/8)   |
| 34424-S7   | 1/2"-20(7/16x3/4)  |

### SQUARE NUT



|            |                      |
|------------|----------------------|
| 34126-S    | No. 8-32(.12x.34)    |
| 34141-S7-8 | No. 10-32(1/8"x3/8)  |
| 34128-S7-8 | No. 12-24(5/32x7/16) |
| 34129-S2   | 1/4-20(3/16"x7/16)   |
| 34095-S8   | 1/4-20(7/32x7/16)    |
| 34096-S8   | 5/16-18(7/32x9/16)   |
| +34109-S7  | 5/16-24(.25"x.55")   |

### FLAT WASHER




|          |                      |
|----------|----------------------|
| 44707-S8 | No. 6 (1/32" x 3/8") |
| 44710-S8 | No. 8(3/64" x 7/16") |
| 44713-S8 | No. 10(3/64"x9/16")  |
| 44815-S  | No. 12(3/64" x1/2")  |
| 44719-S8 | 1/4"(1/16"x5/8")     |
| 34705-S2 | 1/4"(1/16"x3/4")     |
| 44722-S8 | 5/16"(1/16"x11/16")  |
| 34707-S2 | 3/8"(5/64"x1")       |
| 44726-S8 | 3/8"(1/16"x13/16")   |
| 44731-S8 | 7/16"(3/32"x1 1/8")  |
| 44736-S8 | 1/2"(7/64"x 1 3/8")  |
| 44738-S8 | 9/16"(3/32"x1 3/16)  |
| 44720-S8 | 9/16"(7/64"x1 1/2")  |
| 44746-S8 | 3/4"(1/8"x 1 1/2")   |

### STANDARD LOCKWASHER



|            |                      |
|------------|----------------------|
| 34800-S7   | No. 4(1/32" x11/64") |
| 34801-S7   | No. 6(1/32"x15/64")  |
| 34803-S7   | No. 10(1/32x21/64)   |
| 34804-S8   | No. 12(1/16"x5/16")  |
| 34805-S8   | 1/4"(1/16"x15/32)    |
| 34808-S8   | 7/16"(1/8"x25/32")   |
| 34809-S8   | 1/2"(1/8"x7/8")      |
| 34810-S7-8 | 9/16"(5/32"x1")      |
| 34811-S2   | 5/8"(5/32"x1-1/16")  |
| 34813-S    | 3/4"(3/16"x1-5/16")  |
| 34814-S    | 7/8"(3/16"x1-7/16")  |

### LIGHT LOCKWASHER




|            |                     |
|------------|---------------------|
| 34822-S7   | No. 8(1/32" x 1/4") |
| 34827-S2   | 3/8"(1/16"x21/32)   |
| 34828-S7-8 | 7/16(1/16x25/32)    |
| 34832-S7   | 11/16(5/32x1-3/16)  |

### HEAVY LOCKWASHER



|          |                   |
|----------|-------------------|
| 34846-S2 | 5/16"(7/64"x5/8") |
| 34847-S8 | 3/8"(7/16x21/32)  |
| 34849-S2 | 1/2"(11/64"x7/8") |

### EXTERNAL TOOTH LOCKWASHER



|          |                     |
|----------|---------------------|
| 34938-S7 | No. 8               |
| 34939-S8 | No. 10(.023"x.405") |
| 34940-S2 | 1/4"(1/64"x1/2")    |
| 34941-S2 | 5/16"(1/32"x39/64") |
| 34944-S2 | 1/2"(.041"x.890")   |

### INTERNAL TOOTH LOCKWASHER



|           |                     |
|-----------|---------------------|
| 34903-S8  | No. 10(1/64" x3/8") |
| 34905-S7  | 1/4" (1/64x15/32)   |
| 34906-S8  | 5/16"(1/32"x5/8")   |
| 34907-S7  | 3/8"(1/32"x11/16")  |
| +34908-S2 | 7/16"(1/32"x3/4")   |
| 34911-S   | 5/8(3/64x1-1/16")   |

### COUNTERSUNK EXTERNAL TOOTH LOCKWASHER



|          |        |
|----------|--------|
| 34952-S7 | No. 10 |
| 34953-S2 | No. 12 |
| 34954-S7 | No. 14 |

**COUNTERSUNK WASHER**

34886-S6 No.10

**FLAT COUNTERSUNK HEAD****SOLID RIVET**

†62293-S 1/4" x 13/16"

**OVAL HEAD TUBULAR RIVET**

63527-S 1/8" x 3/16"  
 63528-S 9/64" x 3/16"  
 63544-S3 9/64" x 1/4"  
 63560-S3 9/64" x 9/32"  
 63326-S3 9/64" x 3/8"  
 †63311-S7 5/32" x 5/16"  
 63547-S3 3/16" x 1/4"  
 63563-S3 3/16" x 9/32"  
 †63329-S12 3/16" x 3/8"  
 63359-S7 3/16" x 1/2"  
 63397-S 3/16" x 11/16"  
 63407-S7 3/16" x 3/4"  
 63412-S 3/16" x 13/16"

**SCREW STUD**


88367-S 5/16" -18 & 5/16" -24 x 1 3/16"  
 89067-S 5/16" -18&5/16" -24 x 1 3/16"  
 88371-S 5/16" -18&5/16" -20 x 1-1/4"  
 88386-S 5/16" -18 & 5/16" -24 x 1 7/16"  
 88446-S 5/16-18&5/16-24x 2-3/16"  
 †88531-S 5/16" -18 & 5/16" -24 x 3 1/4"  
 89255-S 5/16" -18&5/16" -24 x 3-5/8"  
 88022-S 3/8" -16&3/8" -24 x 1-1/4"  
 88422-S 3/8-16&3/8-24x1-7/8  
 88427-S 3/8" -16 & 3/8" -24 x 1 15/16"  
 88442-S 3/8-16&3/8-24x2-1/8  
 88507-S 3/8" -16 & 3/8" -24 x 2 15/16"  
 88517-S 3/8" -16 & 3/8" -24 x 3 1/16"  
 88378-S 7/16" -14&7/16" -20 x 1-5/16"  
 88393-S 7/16" -14&7/16" -20 x 1-1/2"  
 88398-S 7/16" -14 & 7/16" -20 x 1 9/16"  
 88413-S 7/16" -20&7/16" -14 x 1 3/4"  
 88448-S 7/16" -14&7/16" -20 x 2-3/16"

**ROUND HEAD SOLID RIVET**


60330-S 3/16" x 3/8"  
 †60356-S7 3/16" x 1/2"  
 60345-S 1/4" x 7/16"  
 †60400-S 1/4" x 11/16"  
 †60428-S 1/4" x 13/16"  
 †60442-S 1/4" x 7/8"  
 †60468-S 1/4" x 1"  
 60542-S 1/4" x 1-1/2"  
 †60402-S 5/16" x 11/16"  
 60444-S 5/16" x 7/8"  
 60470-S 5/16" x 1"  
 †60520-S 5/16" x 1 1/4"  
 60446-S 3/8" x 7/8"  
 60459-S 3/8" x 15/16"  
 60472-S 3/8" x 1"  
 †60485-S 3/8" x 1 1/16"  
 †60498-S 3/8" x 1 1/8"  
 †60522-S 3/8" x 1 1/4"  
 60534-S 3/8" x 1-3/8"  
 †60546-S 3/8" x 1 1/2"

**BUTTON HEAD SOLID RIVET**


61489-S 1/8" x 13/16"  
 61386-S7 1/4" x 11/16"

**OVAL HEAD SOLID RIVET**

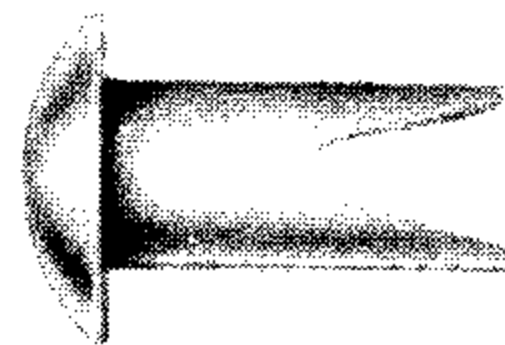
60903-S 3/16" x 3/8"  
 60916-S 3/16" x 7/16"  
 †60955-S 3/16" x 5/8"  
 60957-S2 1/4" x 5/8"

**FLAT COUNTERSUNK HEAD****TUBULAR RIVET**


64147-S 9/64" x 5/16"  
 64696-S 3/16" x 1/2"

**FLAT HEAD SOLID RIVET**

60123-S 5/16" x 13/16"

**OVAL HEAD SPLIT RIVET**

62851-S3 1/8" x 1/4"  
 62866-S3 1/8" x 3/8"

**PLUG BUTTON**

†74214-S2 23/32"

**GROOVE PIN**

72291-S8 1/8" x 1 1/2"  
 72264-S8 3/16" x 1-1/8"


## CHASSIS PARTS CATALOGUE

### STRAIGHT PIN



|           |                |
|-----------|----------------|
| †72411-S  | 3/32" x 11/16" |
| †72909-S2 | 3/16" x 1 1/4" |
| 72857-S   | 1/8" x 13/16"  |
| †72432-S  | 1/8" x 13/16"  |
| †72974-S  | 3/8" x 2 1/2"  |

### TAPER PIN



|         |              |
|---------|--------------|
| 73658-S | 7/64" x 5/8" |
|---------|--------------|

### HEADLESS SET SCREW



|            |                   |
|------------|-------------------|
| †89733-S13 | No.10-32 x 1/4"   |
| †91209-S   | 3/8" -16 x 1"     |
| †90570-S8  | 3/8" -24 x 11/16" |

### COTTER PIN



|            |                |
|------------|----------------|
| 72000-S1   | 1/16" x 3/8"   |
| 72003-S7   | 1/16" x 1/2"   |
| 72008-S    | 1/16" x 5/8"   |
| 72015-S    | 1/16" x 3/4"   |
| 72004-S7   | 3/32" x 1/2"   |
| 72009-S    | 3/32" x 5/8"   |
| 72016-S8   | 3/32" x 3/4"   |
| 72034-S    | 3/32" x 1"     |
| 72035-S7-8 | 3/32" x 1"     |
| †72045-S   | 3/32" x 1"     |
| 72005-S8   | 1/8" x 1/2"    |
| 72010-S    | 1/8" x 5/8"    |
| 72026-S    | 1/8" x 7/8"    |
| 72053-S    | 1/8" x 1-1/4"  |
| 72071-S    | 1/8" x 1-1/2"  |
| 72089-S    | 1/8" x 1-3/4"  |
| 72036-S7-8 | 5/32" x 1"     |
| 72054-S    | 5/32" x 1-1/4" |
| 72072-S    | 5/32" x 1 1/2" |
| 72090-S    | 5/32" x 1-3/4" |
| †72038-S   | 7/32" x 1"     |

### CLEVIS PIN



|           |                 |
|-----------|-----------------|
| †73871-S8 | 5/16" x 3/4"    |
| 73931-S7  | 5/16" x 31/32"  |
| 73933-S7  | 5/16" x 1-1/4"  |
| 73896-S7  | 5/16" x 1-5/16" |
| 73955-S7  | 5/16" x 1 7/16" |
| 73963-S7  | 5/16" x 1-1/2"  |
| 73857-S8  | 3/8" x 9/16"    |
| 73867-S7  | 3/8" x 11/16"   |
| †73889-S7 | 3/8" x 7/8"     |
| 73905-S7  | 3/8" x 1"       |
| 73919-S7  | 3/8" x 1-1/8"   |
| 73971-S7  | 3/8" x 1-9/16"  |
| 73890-S7  | 7/16" x 7/8"    |
| 73928-S   | 1/2" x 1-3/16"  |
| †74016-S  | 1/2" x 1 15/16" |
| †73981-S2 | 9/16" x 1 5/8"  |

### CLEVIS



|          |                   |
|----------|-------------------|
| 97012-S  | 5/16" -24x2-1/4"  |
| †97013-S | 3/8" -24 x 2 1/2" |
| 97015-S  | 1/2" -20 x 3"     |

### EXPANSION PLUG



|          |         |
|----------|---------|
| 74109-S  | 1/2"    |
| 74111-S  | 5/8"    |
| 74113-S  | 3/4"    |
| †74116-S | 15/16"  |
| 74120-S  | 1-3/16" |
| 74121-S  | 1 1/4"  |

### WOODRUFF KEY



|          |               |
|----------|---------------|
| 74172-S  | 1/2" x 1/8"   |
| 74174-S  | 5/8" x 1/8"   |
| 74175-S  | 5/8" x 5/32"  |
| 74147-S  | 3/4" x 5/32"  |
| †74178-S | 3/4" x 3/16"  |
| 74181-S  | 7/8" x 1/4"   |
| 74152-S  | 1" x 3/16"    |
| 74153-S  | 1" x 1/4"     |
| 74156-S  | 1-1/8" x 1/4" |





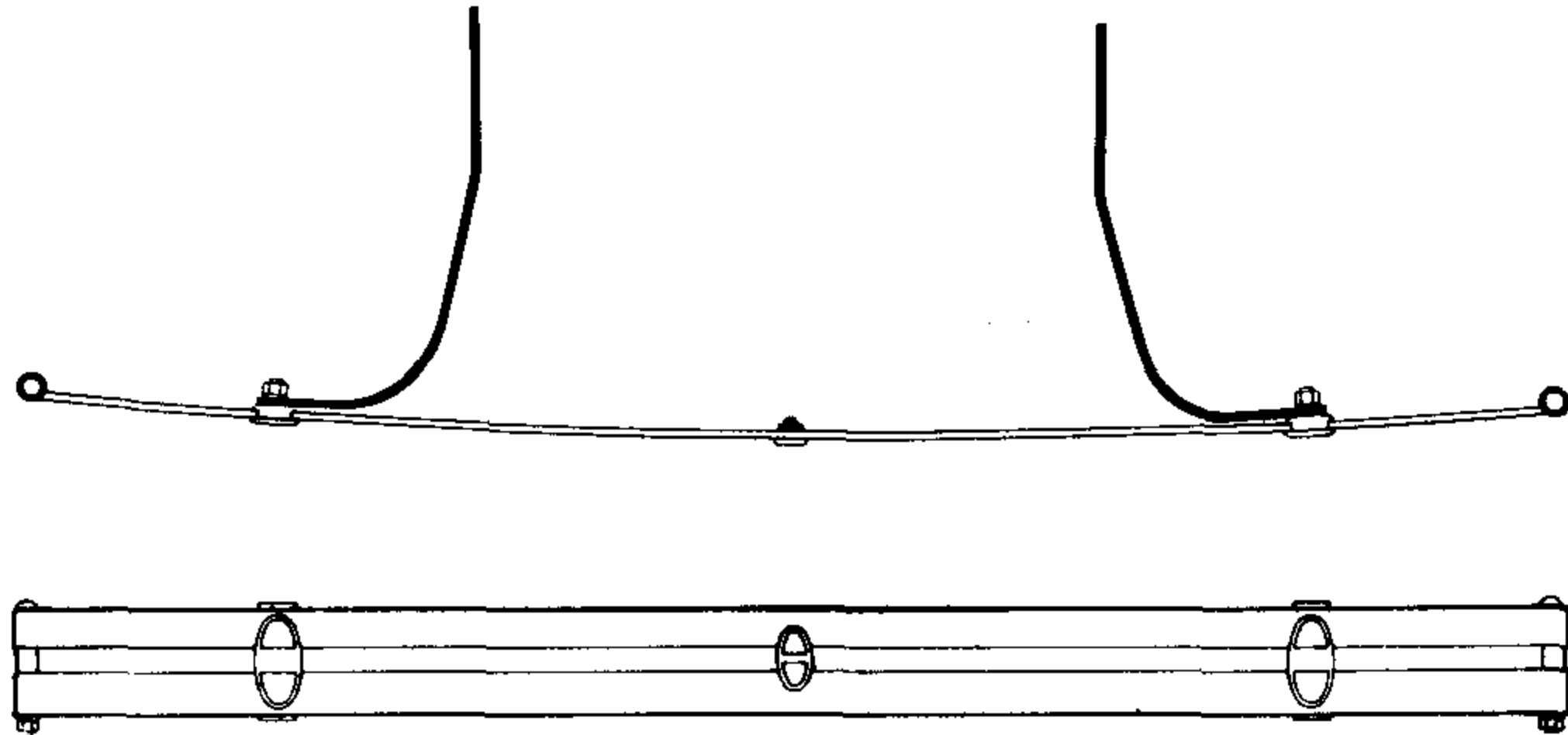
## CHASSIS PARTS CATALOGUE

| PART NUMBER | PART NAME | NO. REQ'D | PART NUMBER | PART NAME | NO. REQ'D |
|-------------|-----------|-----------|-------------|-----------|-----------|
|-------------|-----------|-----------|-------------|-----------|-----------|

### Front Bumper

**1930-31**

**TRUCKS**

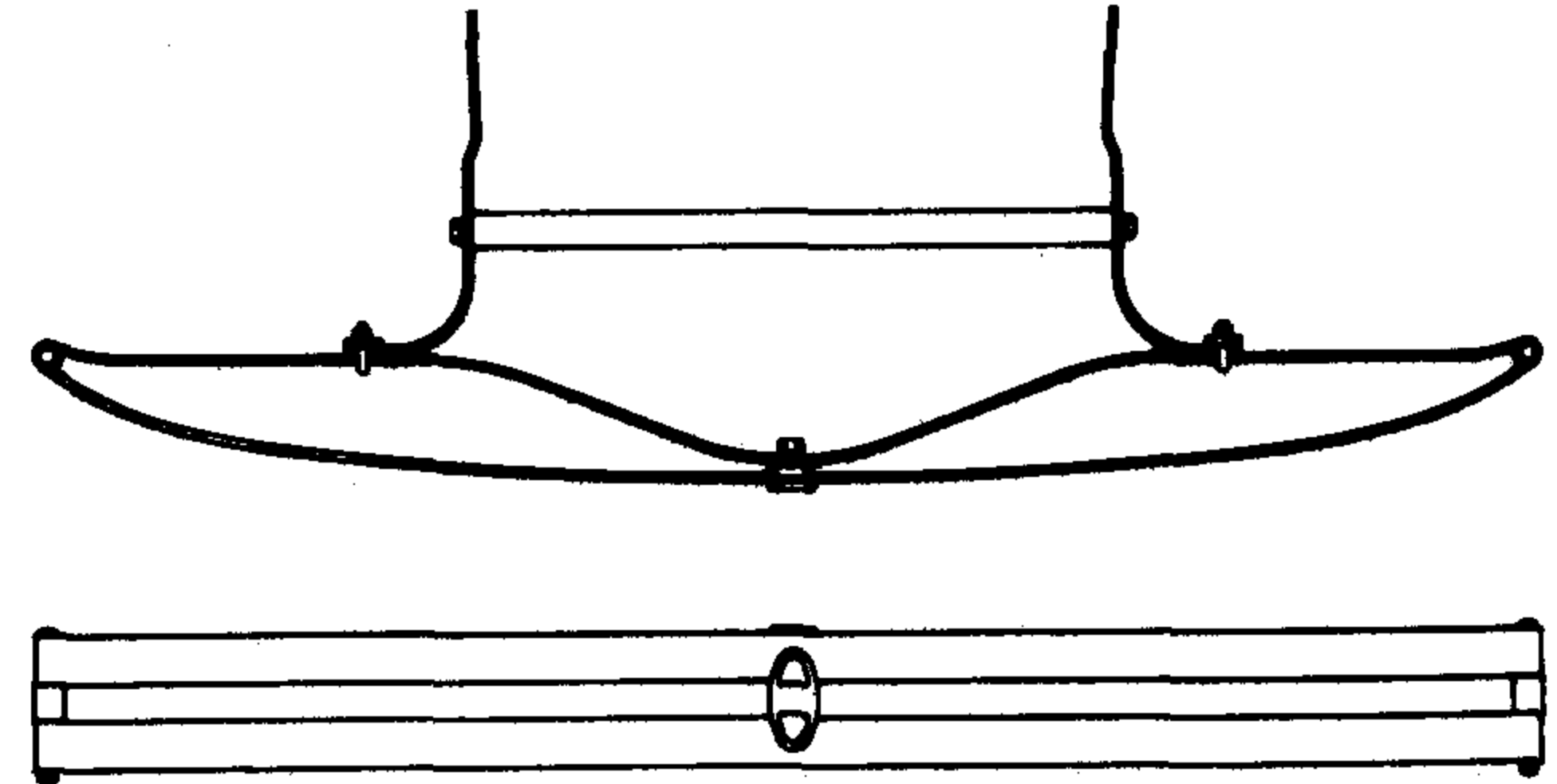


P-215

|            |                                   |   |
|------------|-----------------------------------|---|
| +A 17757-D | Bar                               | 2 |
| +A 17754-E | Arm-RH                            | 1 |
| A 17755-E  | Arm-LH                            | 1 |
| A 17762-B  | Clamp (center)                    | 1 |
| 20319-S7   | Bolt (center clamp)               | 1 |
| 33798-S8   | Nut (center clamp bolt)           | 1 |
| 34846-S2   | Lockwasher (center clamp bolt)    | 1 |
| +A 17758-B | Clamp (bumper bar end)-outer      | 2 |
| A 17756-B  | Clamp (bumper bar end)-inner      | 2 |
| 33848-S7   | Nut (bumper bar end clamp)        | 2 |
| 34810-S7   | Lockwasher (bumper bar end clamp) | 2 |
| +A 17759-A | Spacer (bumper bar)               | 2 |
| +A 17834   | Bolt (bumper bar end)             | 2 |
| 33927-S7   | Nut (bumper bar end bolt)         | 2 |
| 34808-S8   | Lockwasher (bumper bar end bolt)  | 2 |
| 20423-S2   | Bolt (arm to frame)               | 4 |
| 33846-S8   | Nut (arm to frame bolt)           | 4 |
| 34809-S8   | Lockwasher (arm to frame bolt)    | 4 |

**1930-31**

**TRUCKS**

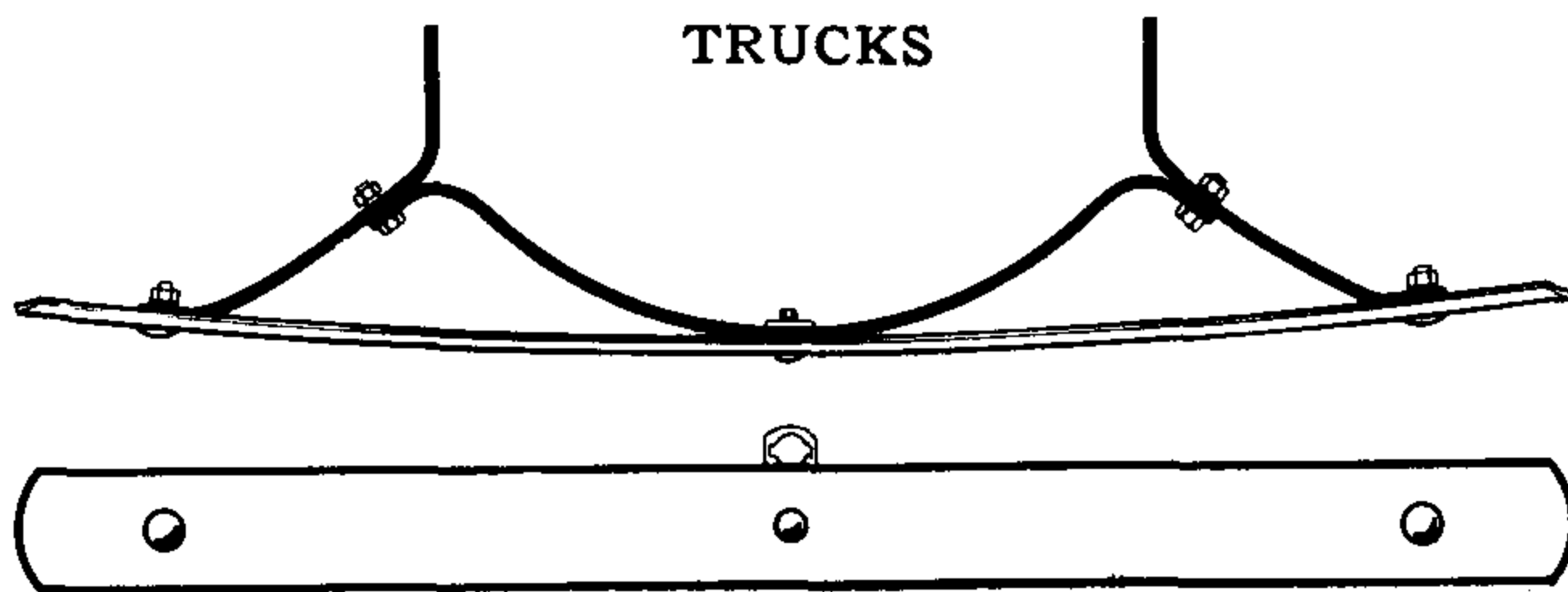


P-167

|             |                                   |   |
|-------------|-----------------------------------|---|
| +AA 17757-A | Bar (bumper front)                | 2 |
| +AA 17760-A | Bar (bumper back)                 | 1 |
| +AA 17756   | Plate (bumper bar clamp back)     | 1 |
| +A 17758-B  | Clamp (bumper bar center)-front   | 1 |
| 33848-S7    | Nut (bumper bar center clamp)     | 1 |
| 34810-S7    | Lockwasher (center clamp)         | 1 |
| +AA 17752-A | Arm-RH                            | 1 |
| +AA 17753-A | Arm-LH                            | 1 |
| +AA 17915   | Bolt (arm to back bar)            | 2 |
| 33802-S8    | Nut (arm to back bar bolt)        | 4 |
| 34808-S8    | Lockwasher (arm to back bar bolt) | 4 |
| +AA 17916   | Plate (arm to back bar bolt)      | 2 |
| A 17766     | Stud (arm to back frame)          | 2 |
| A 17767     | Stud (arm to back frame)          | 2 |
| 33846-S8    | Nut (arm to frame stud)           | 4 |
| 34809-S8    | Lockwasher (arm to frame stud)    | 4 |
| +AA 17773   | Bar (front bumper cross)          | 1 |
| 24453-S8    | Bolt (front bumper cross bar)     | 2 |
| 34809-S8    | Lockwasher (cross bar bolt)       | 2 |
| +AA 17920   | Bolt (bumper end)                 | 2 |
| 33927-S7    | Nut (bumper end bolt)             | 2 |
| 34808-S8    | Lockwasher (bumper end bolt)      | 2 |

**1932**

**TRUCKS**

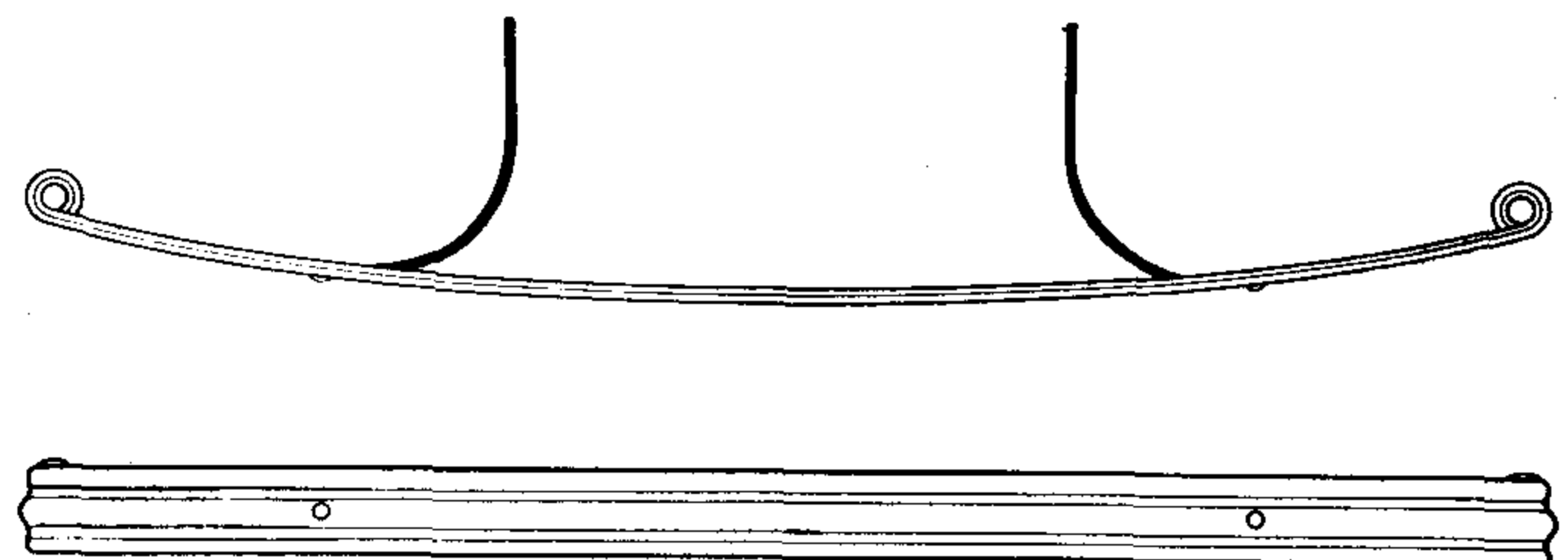


P-219

|             |                                     |   |
|-------------|-------------------------------------|---|
| 21T 17757-A | Bar (impact)                        | 1 |
| +BB 17760-A | Bar (back)                          | 1 |
| +BB 17752-A | Arm-RH                              | 1 |
| +BB 17753-A | Arm-LH                              | 1 |
| 24453-S8    | Bolt (arm to back bar)              | 2 |
| 33846-S8    | Nut (arm to back bar bolt)          | 2 |
| 34809-S8    | Lockwasher (arm to back bar bolt)   | 2 |
| 23476-S2    | Bolt (arm to impact bar)            | 2 |
| 34847-S8    | Nut (arm to impact bar bolt)        | 2 |
| 34810-S8    | Lockwasher (arm to impact bar bolt) | 2 |
| 23472-S2    | Bolt (bumper bar center)            | 1 |
| 33801-S8    | Nut (bumper bar center bolt)        | 1 |
| 34808-S8    | Lockwasher (bumper bar center bolt) | 1 |
| +BB 17769   | Guide (starting crank)              | 1 |

**1932**

**PASSENGER AND COMMERCIAL**



P-213

|          |                              |   |
|----------|------------------------------|---|
| +B 17752 | Bar                          | 1 |
| +B 17754 | Arm-RH                       | 1 |
| +B 17755 | Arm-LH                       | 1 |
| B 17758  | Bolt (arm to bar)            | 2 |
| B 17760  | Plug (end)                   | 2 |
| 33846-S8 | Nut (arm to bar bolt)        | 2 |
| 34809-S8 | Lockwasher (arm to bar bolt) | 2 |
| +B 17766 | Stud (arm to frame)          | 2 |

+ No Longer Supplied



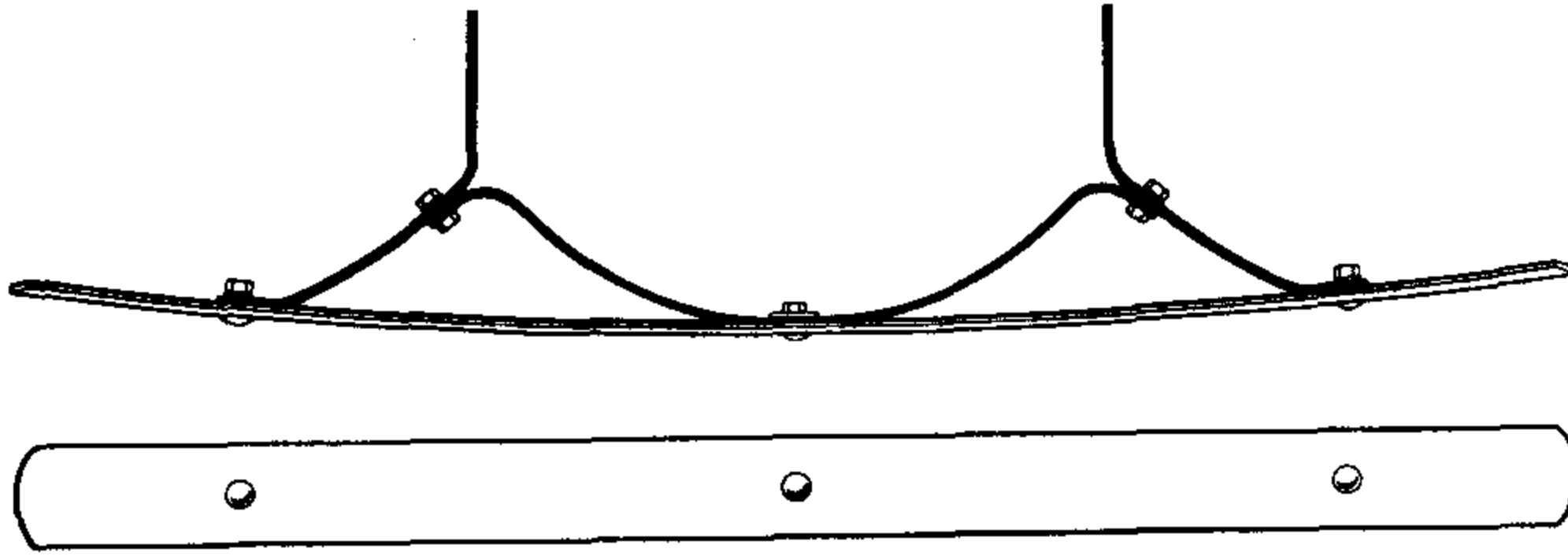
CHASSIS PARTS CATALOGUE

| PART NUMBER | PART NAME | NO. REQ'D | PART NUMBER | PART NAME | NO. REQ'D |
|-------------|-----------|-----------|-------------|-----------|-----------|
|-------------|-----------|-----------|-------------|-----------|-----------|

Front Bumper

1932

TRUCKS



P-218

|             |                                   |   |
|-------------|-----------------------------------|---|
| 21T 17757-A | Bar (impact)                      | 1 |
| †BB 17760-A | Bar (back)                        | 1 |
| †BB 17752-B | Arm-RH                            | 1 |
| †BB 17753-B | Arm-LH                            | 1 |
| 24453-S8    | Bolt (arm to back bar)            | 2 |
| 34846-S8    | Nut (arm to back bar bolt)        | 2 |
| 34809-S8    | Lockwasher (arm to back bar bolt) | 2 |
| BB 17758    | Bolt (arm to impact bar)          | 2 |
| 34847-S8    | Nut (arm to impact bar bolt)      | 2 |
| 34909-S8    | Lockwasher (arm to impact bar)    | 2 |
| †BB 17765   | Bolt (bumper bar center)          | 1 |
| 33801-S8    | Nut (bumper bar center bolt)      | 1 |
| 34808-S8    | Lockwasher (center bolt)          | 1 |

1933

PASSENGER SEDAN DELIVERY AND STATION WAGON



P-189

|             |                                    |   |
|-------------|------------------------------------|---|
| 40 17757-B  | Bar                                | 1 |
| 40 17766-B  | Arm (inner)-RH                     | 1 |
| 40 17767-B  | Arm (inner)-LH                     | 1 |
| 40 17754-D  | Arm (outer)-RH                     | 1 |
| †40 17755-D | Arm (outer)-LH                     | 1 |
| 23428-S2    | Bolt (outer arm to bar)            | 2 |
| 33802-S8    | Nut (outer arm to bar bolt)        | 2 |
| 34808-S8    | Lockwasher (outer arm to bar bolt) | 2 |
| 11A 17758   | Bolt (inner arm to bar)            | 2 |
| 33802-S8    | Nut (inner arm to bar bolt)        | 2 |
| 34808-S8    | Lockwasher (inner arm to bar bolt) | 2 |
| 24493-S7    | Bolt (arms to frame)               | 4 |
| 33846-S8    | Nut (arms to frame)                | 4 |
| 34809-S8    | Lockwasher (arms to frame)         | 4 |

1933

PASSENGER SEDAN DELIVERY AND STATION WAGON




P-193

|             |                                   |   |
|-------------|-----------------------------------|---|
| 40 17757-B  | Bar                               | 1 |
| †40 17766-A | Arm (inner)-RH                    | 1 |
| 40 17767-A  | Arm (inner)-LH                    | 1 |
| 40 17754-A  | Arm (outer)-RH                    | 1 |
| 40 17755-A  | Arm (outer)-LH                    | 1 |
| 11A 17758   | Nut (inner arm to bar)            | 2 |
| 33802-S8    | Nut (inner arm to bar)            | 2 |
| 34808-S8    | Lockwasher (inner arm to bar)     | 2 |
| 23428-S2    | Bolt (outer arm to bar)-end       | 2 |
| 33802-S8    | Nut (outer arm to bar)-end        | 2 |
| 34808-S8    | Lockwasher (outer arm to bar)-end | 2 |
| 24453-S8    | Bolt (arm to frame)               | 4 |
| 33846-S8    | Nut (arms to frame bolt)          | 4 |
| 34809-S8    | Lockwasher (arms to frame bolt)   | 4 |

1933

COMMERCIAL EXCEPT SEDAN DELIVERY AND STATION WAGON



P-168

|             |                                    |   |
|-------------|------------------------------------|---|
| †46 17757-B | Bar (chrome)                       | 1 |
| †46 17757-C | Bar (black)                        | 1 |
| 40 17766-B  | Arm (inner)-RH                     | 1 |
| 40 17767-B  | Arm (inner)-LH                     | 1 |
| †40 17754-D | Arm (outer)-RH                     | 1 |
| 40 17755-D  | Arm (outer)-LH                     | 1 |
| 23428-S2    | Bolt (outer arm to bar)            | 2 |
| 33802-S8    | Nut (outer arm to bar bolt)        | 2 |
| 34808-S8    | Lockwasher (outer arm to bar bolt) | 2 |
| 11A 17758   | Bolt (inner arm to bar)            | 2 |
| 33802-S8    | Nut (inner arm to bar bolt)        | 2 |
| 34808-S8    | Lockwasher (inner arm to bar bolt) | 2 |
| 24493-S7    | Bolt (arm to frame)                | 4 |
| 33846-S8    | Nut (arm to frame bolt)            | 4 |
| 34809-S8    | Lockwasher (arm to frame bolt)     | 4 |

† No Longer Supplied

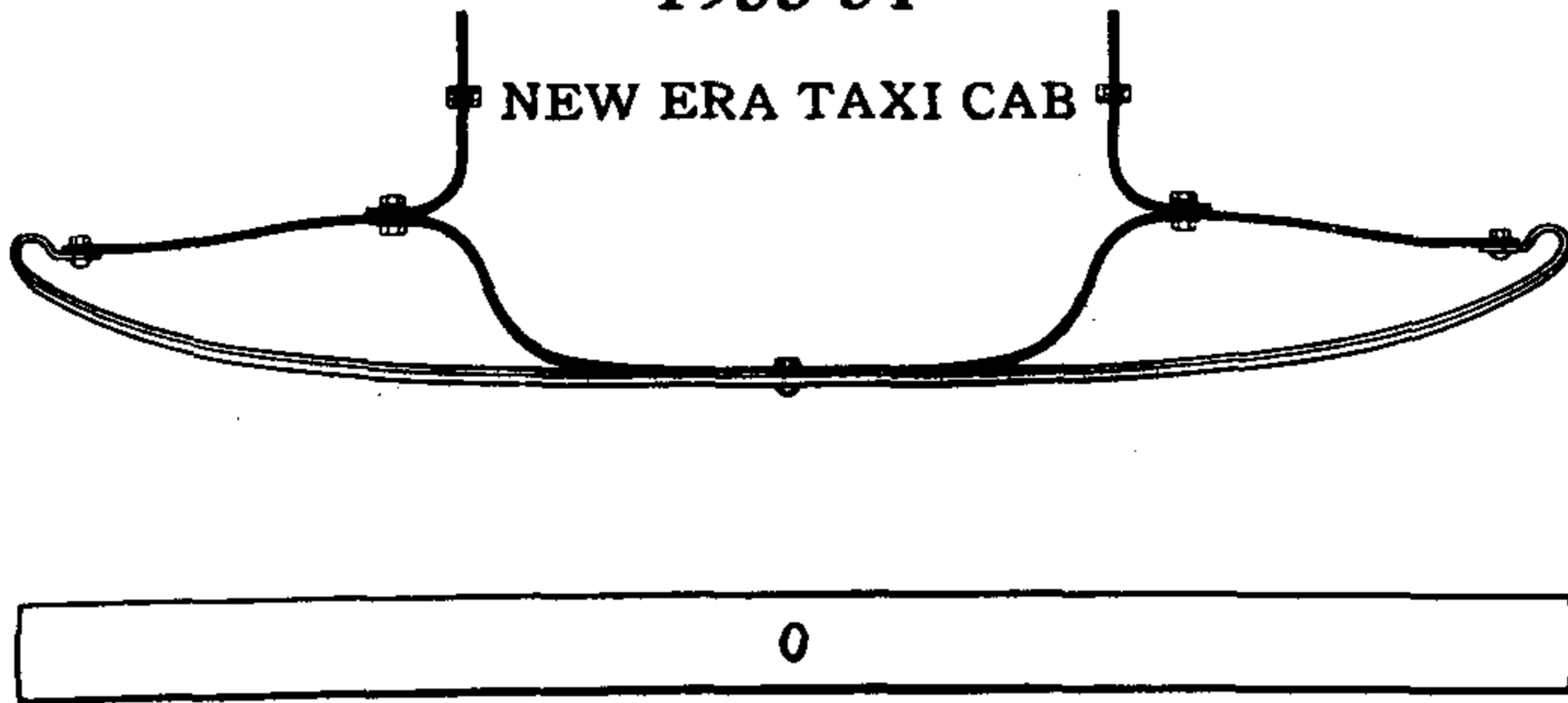
## CHASSIS PARTS CATALOGUE

| PART NUMBER | PART NAME | NO. REQ'D | PART NUMBER | PART NAME | NO. REQ'D |
|-------------|-----------|-----------|-------------|-----------|-----------|
|-------------|-----------|-----------|-------------|-----------|-----------|

### Front Bumper

**1933-34**

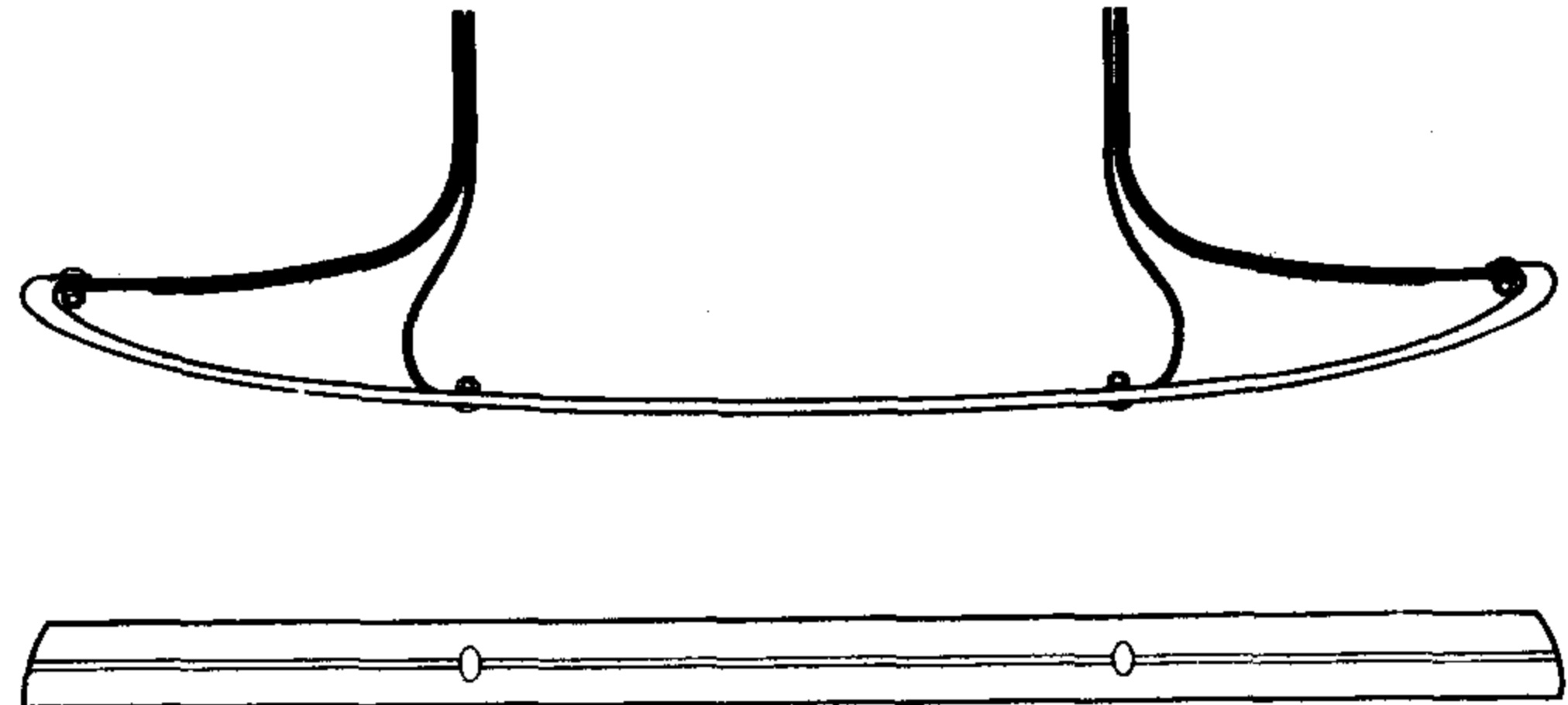
NEW ERA TAXI CAB



P-208

**1934**

COMMERCIAL



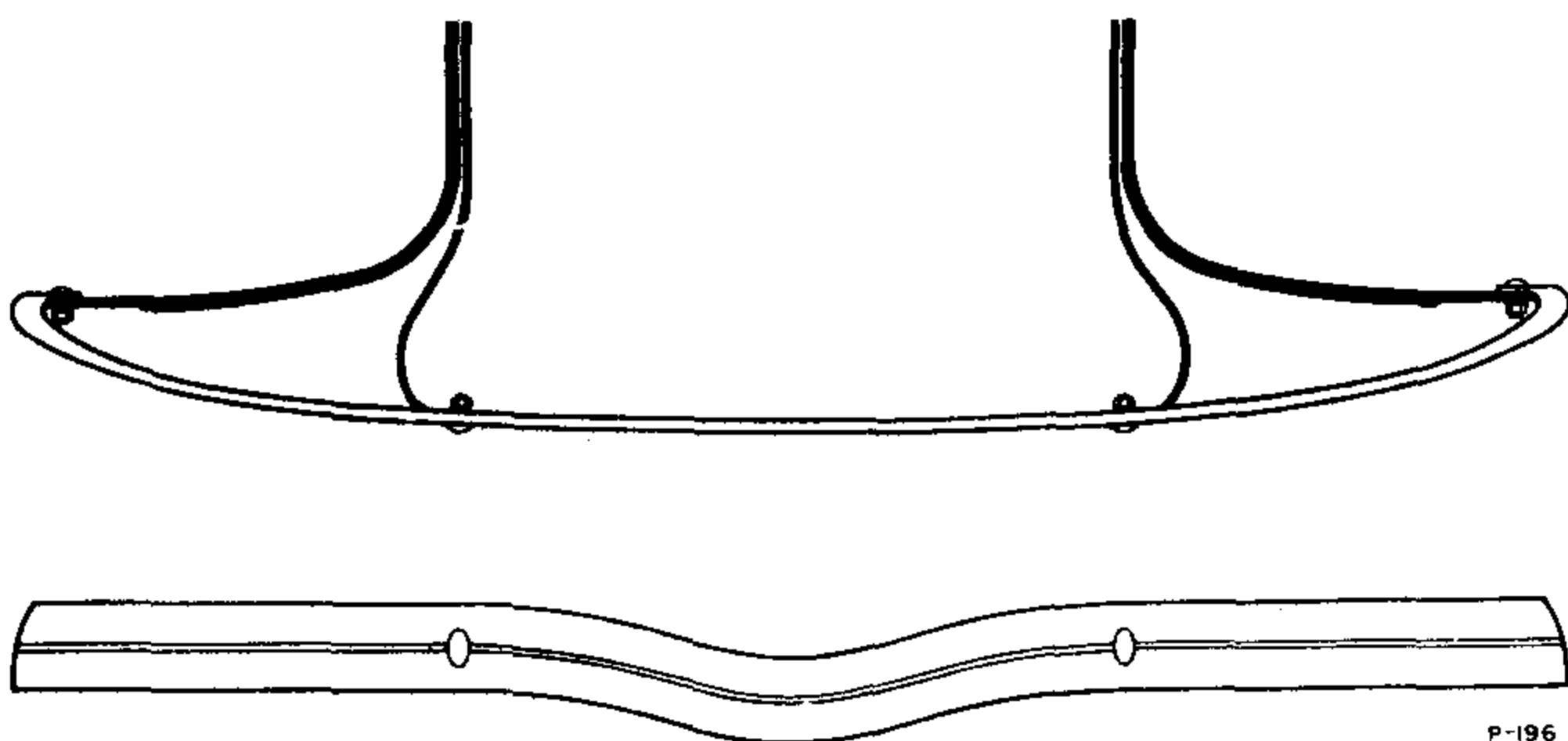
P-192

|             |  |   |
|-------------|--|---|
| +40 17757-C | Bar (front)                                    | 1 |
| +40 17760   | Bar (back)                                     | 1 |
| 40 17754-C  | Arm-RH   | 1 |
| 40 17755-C  | Arm-LH   | 1 |
| 23428-S2    | Bolt (front bar to back bar)                   | 2 |
| 33802-S8    | Nut (front bar to back bar bolt)               | 2 |
| 34808-S8    | Lockwasher (front to back bar)                 | 2 |
| 11A 17758   | Bolt (front to back bar)-center                | 1 |
| 33802-S8    | Nut (front to back bar)-center                 | 1 |
| 34808-S8    | Lockwasher (front bar to back bar bolt)-center | 1 |
| 24453-S8    | Bolt (arm to back bar)                         | 2 |
| 33846-S8    | Nut (arm to back bar bolt)                     | 2 |
| 34809-S8    | Lockwasher (arm to back bar bolt)              | 2 |
| 24453-S8    | Bolt (arm to frame)                            | 4 |
| 33846-S8    | Nut (arm to frame bolt)                        | 4 |
| 34809-S8    | Lockwasher (arm to frame bolt)                 | 4 |

|             |  |   |
|-------------|--|---|
| +68 17757   | Bar                                    | 1 |
| 40 17766-C  | Arm (inner)-RH                         | 1 |
| 40 17767-C  | Arm (inner)-LH                         | 1 |
| 40 17754-D  | Arm (outer)-RH                         | 1 |
| +40 17755-D | Arm (outer)-LH                         | 1 |
| 23428-S2    | Bolt (outer arm to bar)                | 2 |
| 33802-S8    | Nut (outer arm to bar bolt)            | 2 |
| 34808-S8    | Washer (outer arm to bar bolt)         | 2 |
| 11A 17758   | Bolt (inner arm to bar)-without guards | 2 |
| 23550-S2    | Bolt (inner arm to bar)-with guards    | 2 |
| 33846-S8    | Nut (inner arm to bar bolt)            | 2 |
| 34809-S8    | Lockwasher (inner arm to bar bolt)     | 2 |
| 24493-S7    | Bolt (arm to frame)                    | 4 |
| 33846-S8    | Nut (arm to frame bolt)                | 4 |
| 34809-S8    | Lockwasher (arm to frame bolt)         | 4 |

**1934**

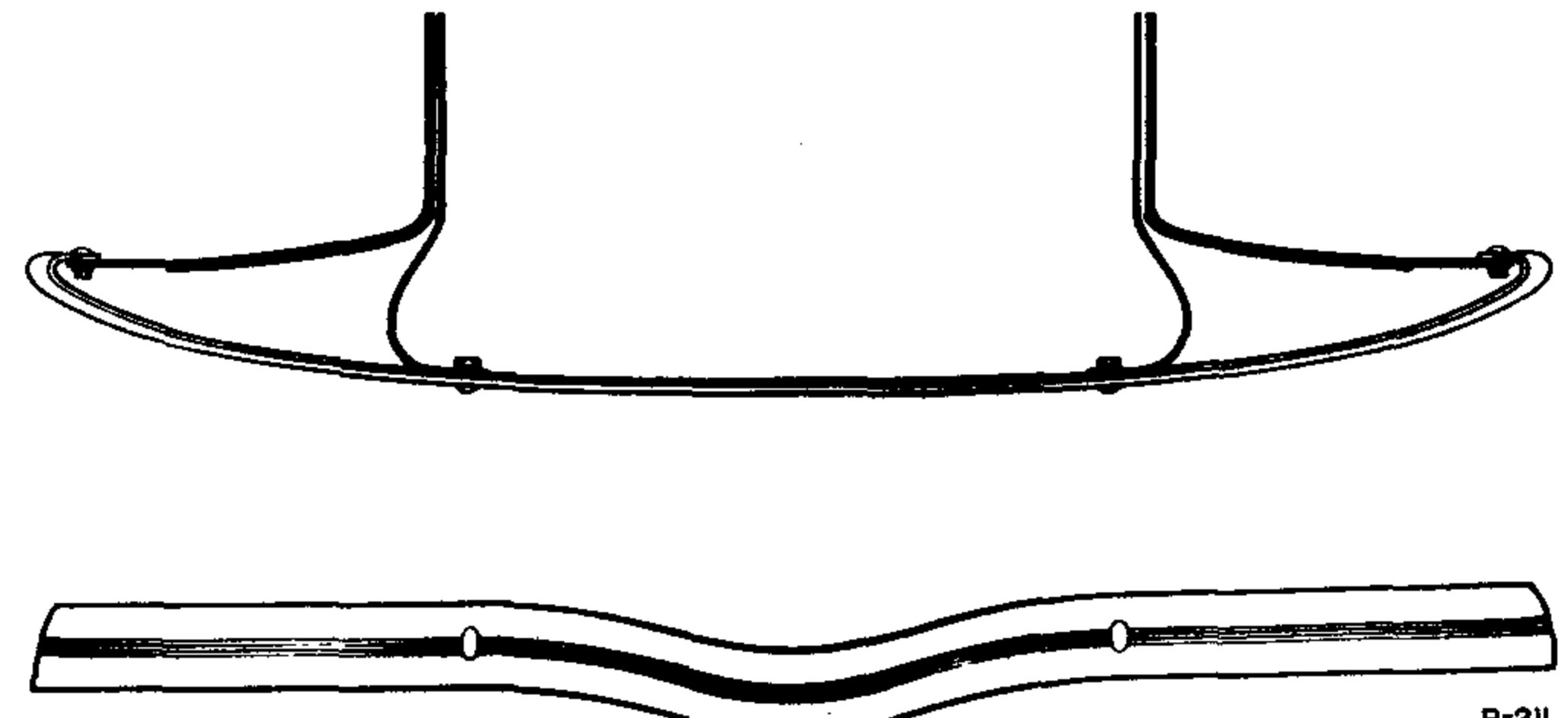
PASSENGER SEDAN DELIVERY AND STATION WAGON



P-196

**1935**

PASSENGER



P-211

|             |  |   |
|-------------|--|---|
| +68 17757   | Bar                                    | 1 |
| 40 17766-C  | Arm (inner)-RH                         | 1 |
| 40 17767-C  | Arm (inner)-LH                         | 1 |
| 40 17754-D  | Arm (outer)-RH                         | 1 |
| +40 17755-D | Arm (outer)-LH                         | 1 |
| 23428-S2    | Bolt (outer arm to bar)                | 2 |
| 33802-S8    | Nut (outer arm to bar bolt)            | 2 |
| 34808-S8    | Lockwasher (outer arm to bar bolt)     | 2 |
| 11A 17758   | Bolt (inner arm to bar)-without guards | 2 |
| 23550-S2    | Bolt (inner arm to bar)-with guards    | 2 |
| 33846-S8    | Nut (inner arm to bar bolt)            | 2 |
| 34809-S8    | Lockwasher (inner arm to bar bolt)     | 2 |
| 24493-S7    | Bolt (arms to frame)                   | 4 |
| 33846-S8    | Nut (arms to frame bolt)               | 4 |
| 34809-S8    | Lockwasher (arms to frame bolt)        | 4 |

|           |  |   |
|-----------|--|---|
| +68 17757 | Bar                                    | 1 |
| 48 17766  | Arm (inner)                            | 2 |
| 48 17754  | Arm (outer)                            | 2 |
| 23428-S2  | Bolt (outer arm to bar)                | 2 |
| 33802-S8  | Nut (outer arm to bar bolt)            | 2 |
| 34808-S8  | Lockwasher (outer arm to bar bolt)     | 2 |
| 11A 17758 | Bolt (inner arm to bar)-without guards | 2 |
| 24453-S8  | Bolt (inner arm to bar)-with guards    | 2 |
| 33846-S8  | Nut (inner arm to bar bolt)            | 2 |
| 34809-S8  | Lockwasher (inner arm to bar bolt)     | 2 |
| 24493-S7  | Bolt (arm to frame)                    | 4 |
| 33846-S8  | Nut (arm to frame bolt)                | 4 |
| 34809-S8  | Lockwasher (arm to frame bolt)         | 4 |

† No Longer Supplied

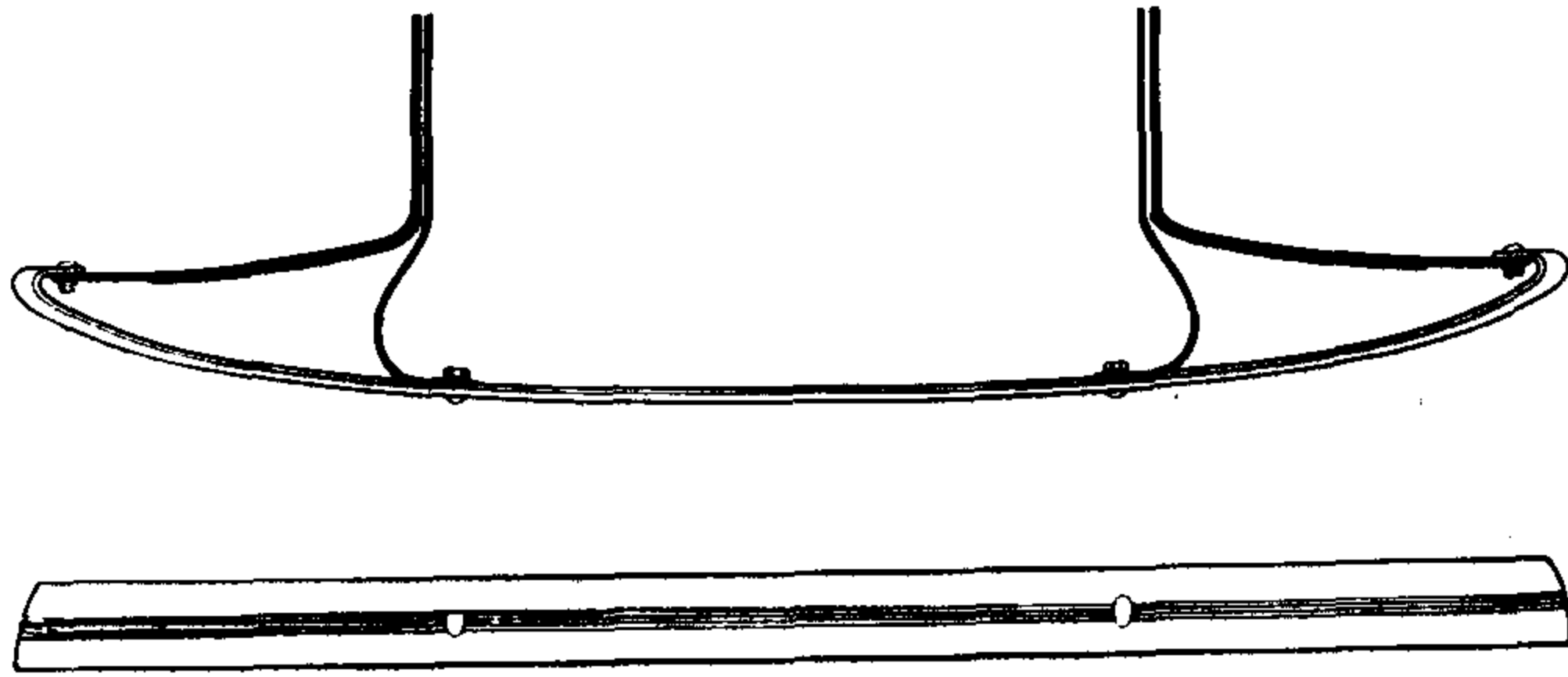
## CHASSIS PARTS CATALOGUE

| PART NUMBER | PART NAME | NO. REQ'D | PART NUMBER | PART NAME | NO. REQ'D |
|-------------|-----------|-----------|-------------|-----------|-----------|
|-------------|-----------|-----------|-------------|-----------|-----------|

## Front Bumper

1935

COMMERCIAL

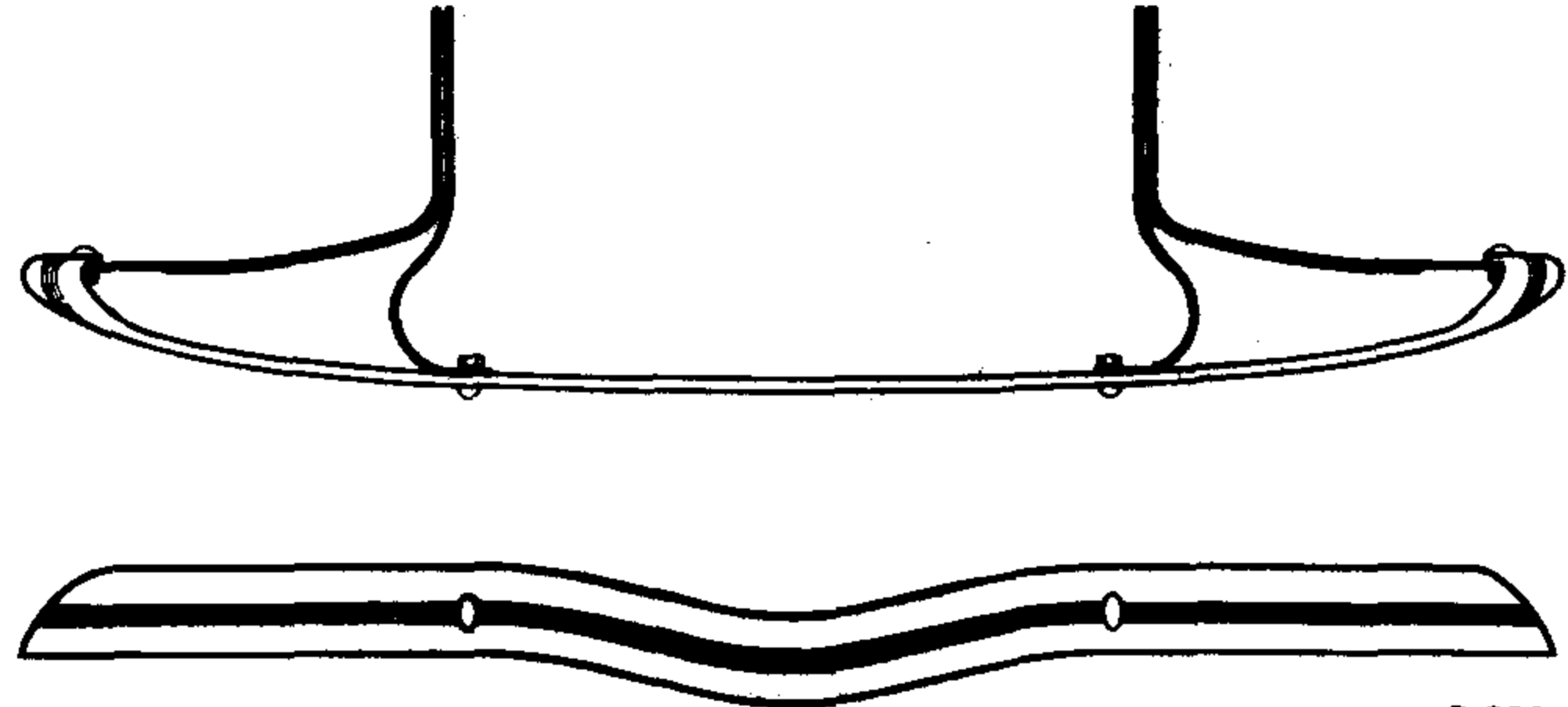


P-217

|           |  |   |
|-----------|--|---|
| +68 17757 | Bar                                    | 1 |
| 48 17766  | Arm (inner)                            | 2 |
| 48 17754  | Arm (outer)                            | 2 |
| 23428-S2  | Bolt (outer arm to bar)                | 2 |
| 33802-S8  | Nut (outer arm to bar bolt)            | 2 |
| 34808-S8  | Lockwasher (outer arm to bar bolt)     | 2 |
| 11A 17758 | Bolt (inner arm to bar)-without guards | 2 |
| 24453-S8  | Bolt (inner arm to bar)-with guards    | 2 |
| 33846-S8  | Nut (inner arm to bar bolt)            | 2 |
| 34809-S8  | Lockwasher (inner arm to bar bolt)     | 2 |
| 24493-S7  | Bolt (arm to frame)                    | 4 |
| 33846-S8  | Nut (arm to frame bolt)                | 4 |
| 34809-S8  | Lockwasher (arm to frame bolt)         | 4 |

1936

PASSENGER AND COMMERCIAL

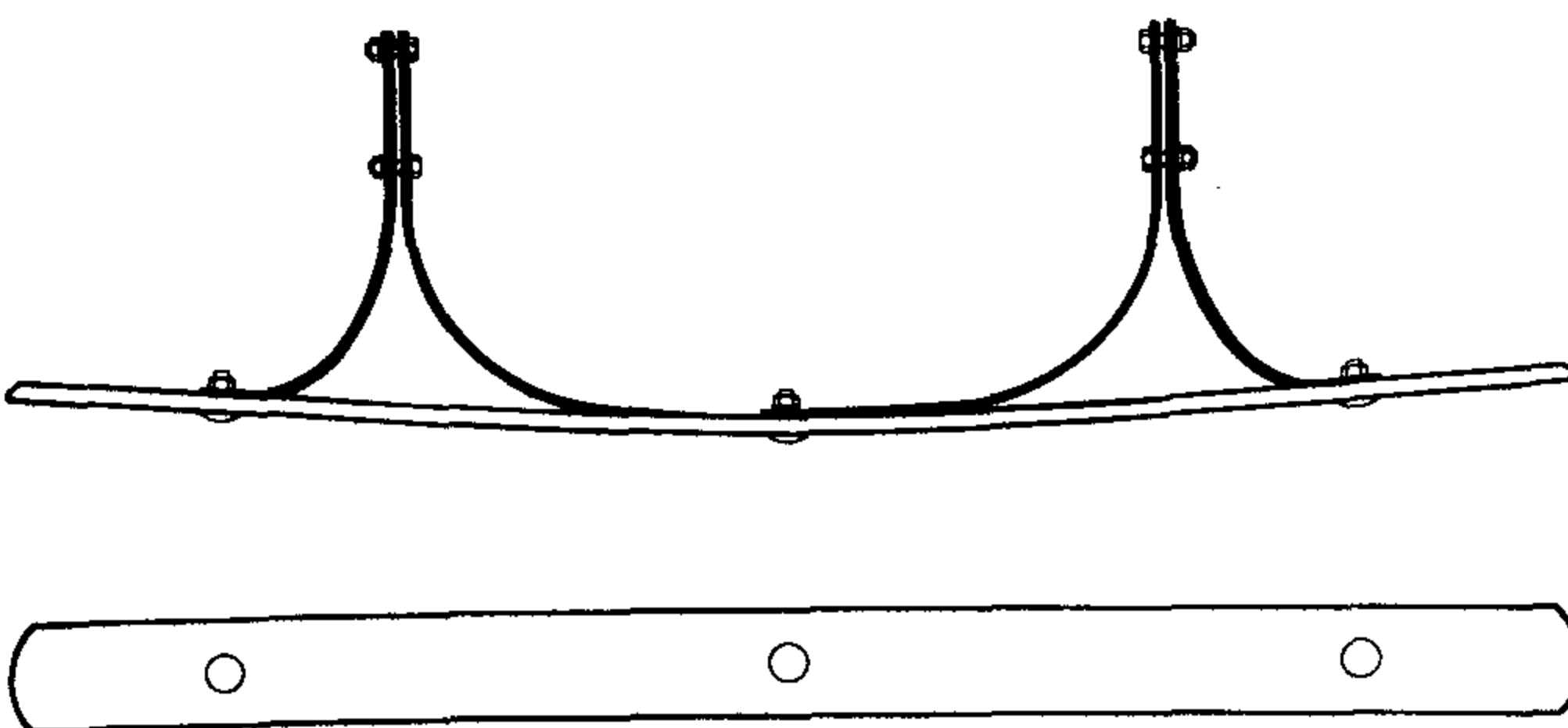


P-209

|           |                                     |   |
|-----------|-------------------------------------|---|
| +68 17757 | Bar                                 | 1 |
| 48 17766  | Arm (inner)                         | 2 |
| 68 17754  | Arm (outer)-RH                      | 1 |
| 68 17755  | Arm (outer)-LH                      | 1 |
| 23428-S2  | Bolt (bar to outer arm)             | 2 |
| 33802-S8  | Nut (bar to outer arm bolt)         | 2 |
| 34808-S8  | Lockwasher (bar to outer arm bolt)  | 2 |
| 11A 17758 | Bolt (bar to inner arm)-w/o guards  | 2 |
| 24453-S8  | Bolt (bar to inner arm)-with guards | 2 |
| 33846-S8  | Nut (bar to inner arm bolt)         | 2 |
| 34809-S8  | Lockwasher (bar to inner arm bolt)  | 2 |
| 24493-S7  | Bolt (arm to frame)                 | 4 |
| 33846-S8  | Nut (arm to frame bolt)             | 4 |
| 34809-S8  | Lockwasher (arm to frame bolt)      | 4 |

1935-36

TRUCKS

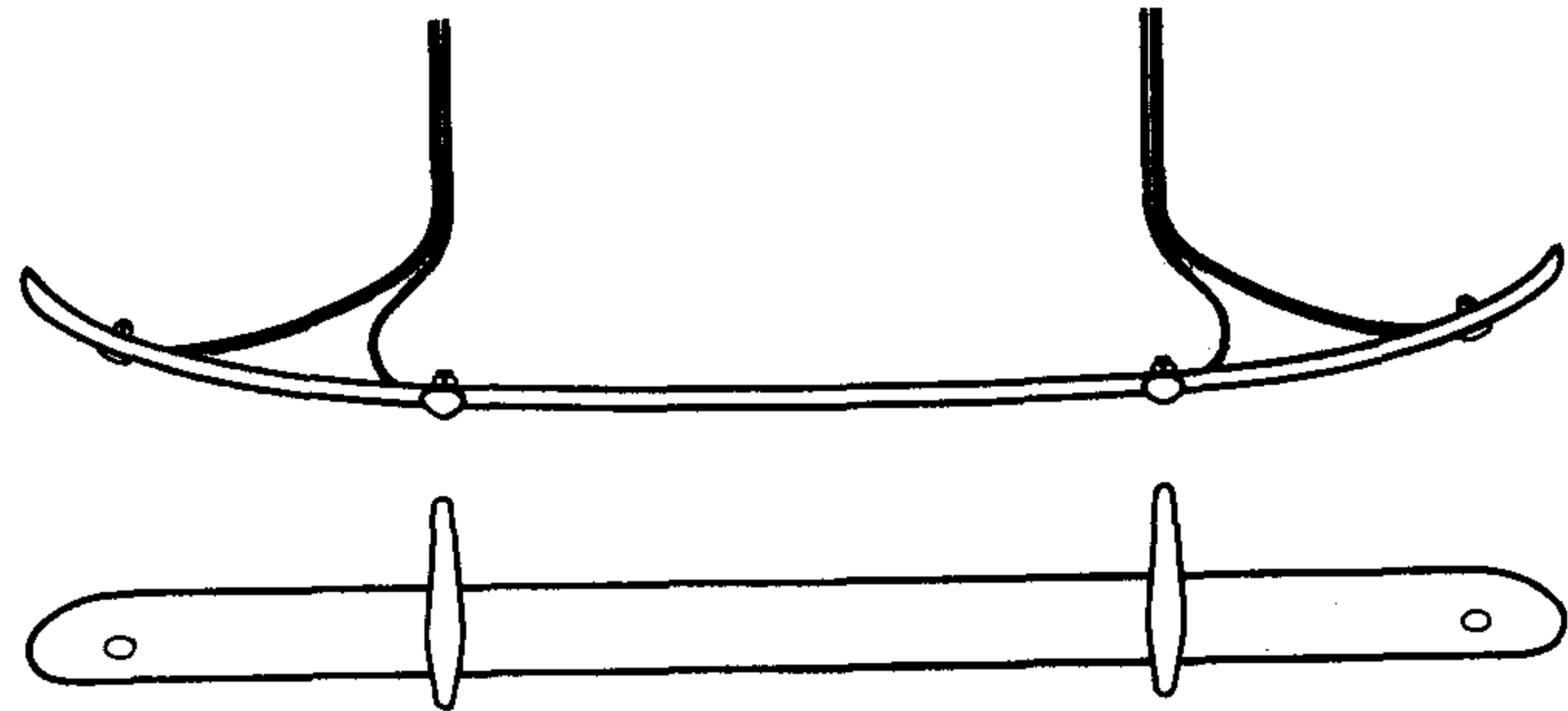


P-188

|             |                                  |   |
|-------------|----------------------------------|---|
| 21T 17757-A | Bar                              | 1 |
| 79 17752    | Arm                              | 2 |
| 79 17760    | Bar (back)                       | 2 |
| BB 17758    | Bolt (arm to bar end)            | 2 |
| 33847-S7    | Nut (arm to bar end bolt)        | 2 |
| 34810-S7    | Lockwasher (arm to bar end bolt) | 2 |
| 51 17758    | Bolt (bar center)                | 1 |
| 33847-S7    | Nut (bar center bolt)            | 1 |
| 34810-S7    | Lockwasher (bar center bolt)     | 1 |
| 24493-S7    | Bolt (arm to frame)              | 4 |
| 33846-S8    | Nut (arm to frame bolt)          | 4 |
| 34909-S8    | Lockwasher (arm to frame bolt)   | 4 |

1937

PASSENGER AND COMMERCIAL



P-165

|           |                                    |   |
|-----------|------------------------------------|---|
| 74 17757  | Bar-replaced by 01A-17757-D        | 1 |
| 78 17754  | Arm (outer)-RH                     | 1 |
| 78 17755  | Arm (outer)-LH                     | 1 |
| 78 17766  | Arm (inner)-RH                     | 1 |
| 78 17767  | Arm (inner)-LH                     | 1 |
| 11A 17758 | Bolt (outer arm to bar)            | 2 |
| 33802-S8  | Nut (outer arm to bar)             | 2 |
| 34808-S8  | Lockwasher (outer arm to bar bolt) | 2 |
| 24453-S8  | Bolt (inner arm to bar)            | 2 |
| 34809-S8  | Lockwasher (inner arm to bar bolt) | 2 |
| 24493-S7  | Bolt (arm to frame)                | 4 |
| 33846-S8  | Nut (arm to frame)                 | 4 |
| 34809-S8  | Lockwasher (arm to frame)          | 4 |

† No Longer Supplied

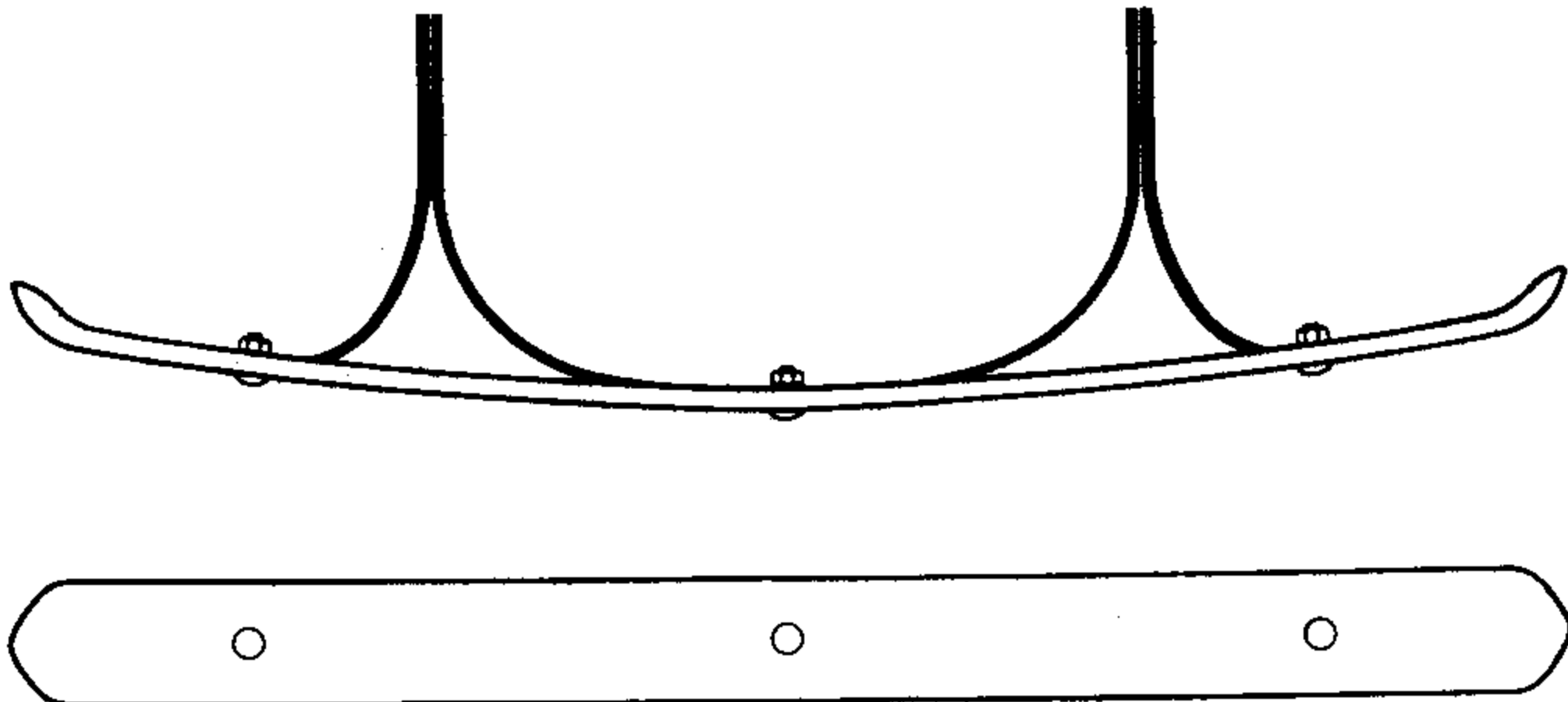
## CHASSIS PARTS CATALOGUE

| PART NUMBER | PART NAME | NO. REQ'D | PART NUMBER | PART NAME | NO. REQ'D |
|-------------|-----------|-----------|-------------|-----------|-----------|
|-------------|-----------|-----------|-------------|-----------|-----------|

### Front Bumper

**1937**

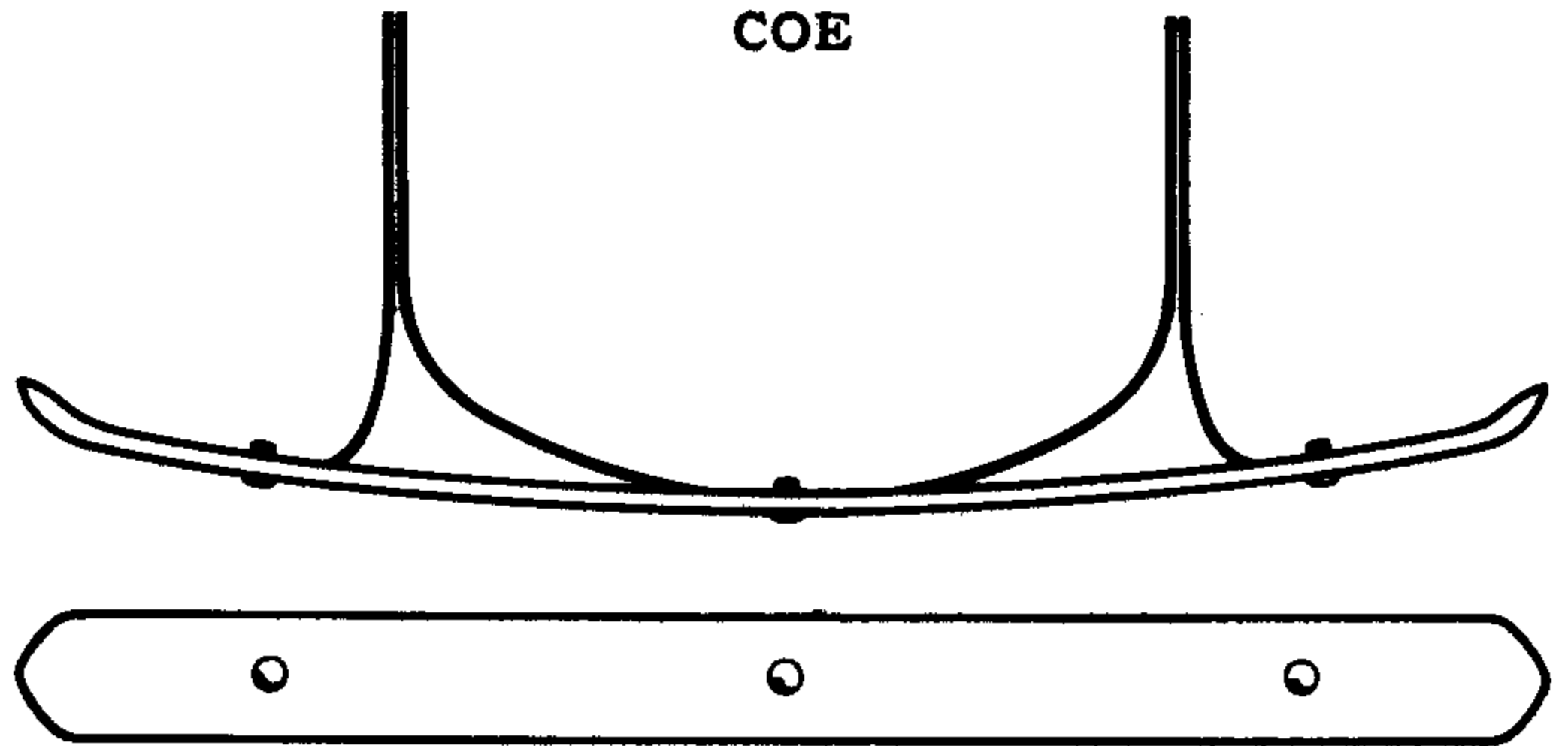
**TRUCKS**



P-187

**1938**

**COE**



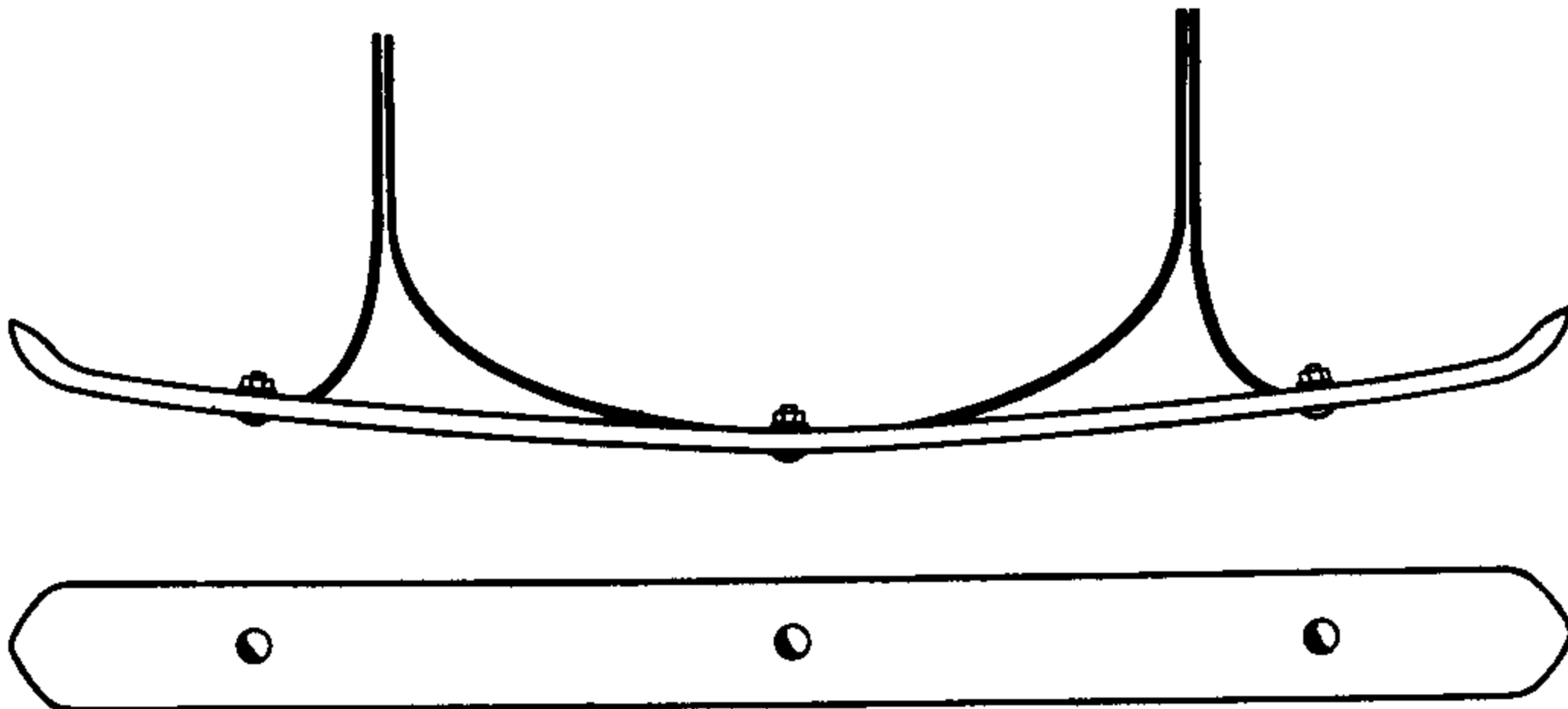
P-246

|             |                                      |   |
|-------------|--------------------------------------|---|
| 21T 17757-A | Bar                                  | 1 |
| 79 17752    | Arm (outer)                          | 2 |
| 79 17760    | Arm (inner)                          | 2 |
| BB 17758    | Bolt (outer arm to bar)              | 2 |
| 33847-S7    | Nut (outer arm to bar bolt)          | 2 |
| 34810-S7    | Lockwasher (outer arm to bar bolt)   | 2 |
| BB 17758    | Bolt (inner arm to bar)              | 1 |
| 33847-S7    | Nut (inner arm to bar bolt)          | 1 |
| 34810-S8    | Lockwasher (inner arm to bar bolt)   | 1 |
| 24493-S7    | Bolt (inner to outer arm)            | 4 |
| 33846-S8    | Nut (inner to outer arm bolt)        | 4 |
| 34849-S2    | Lockwasher (inner to outer arm bolt) | 4 |

|             |                                    |   |
|-------------|------------------------------------|---|
| 21T 17757-A | Bar                                | 1 |
| 81W 17760   | Arm (inner)                        | 2 |
| 81W 17752   | Arm (outer)                        | 2 |
| BB 17758    | Bolt (inner arm to bar)            | 1 |
| BB 17758    | Bolt (outer arm to bar)            | 2 |
| +20472-S    | Bolt (arm to frame)                | 4 |
| 33845-S8    | Nut (arm to frame bolt)            | 4 |
| 33847-S7    | Nut (outer arm to bar bolt)        | 2 |
| 33847-S7    | Nut (inner arm to bar bolt)        | 1 |
| 34810-S7    | Lockwasher (outer arm to bar bolt) | 2 |
| 34810-S7    | Lockwasher (inner arm to bar bolt) | 1 |
| 34849-S2    | Lockwasher (arm to frame bolt)     | 4 |

**1938**

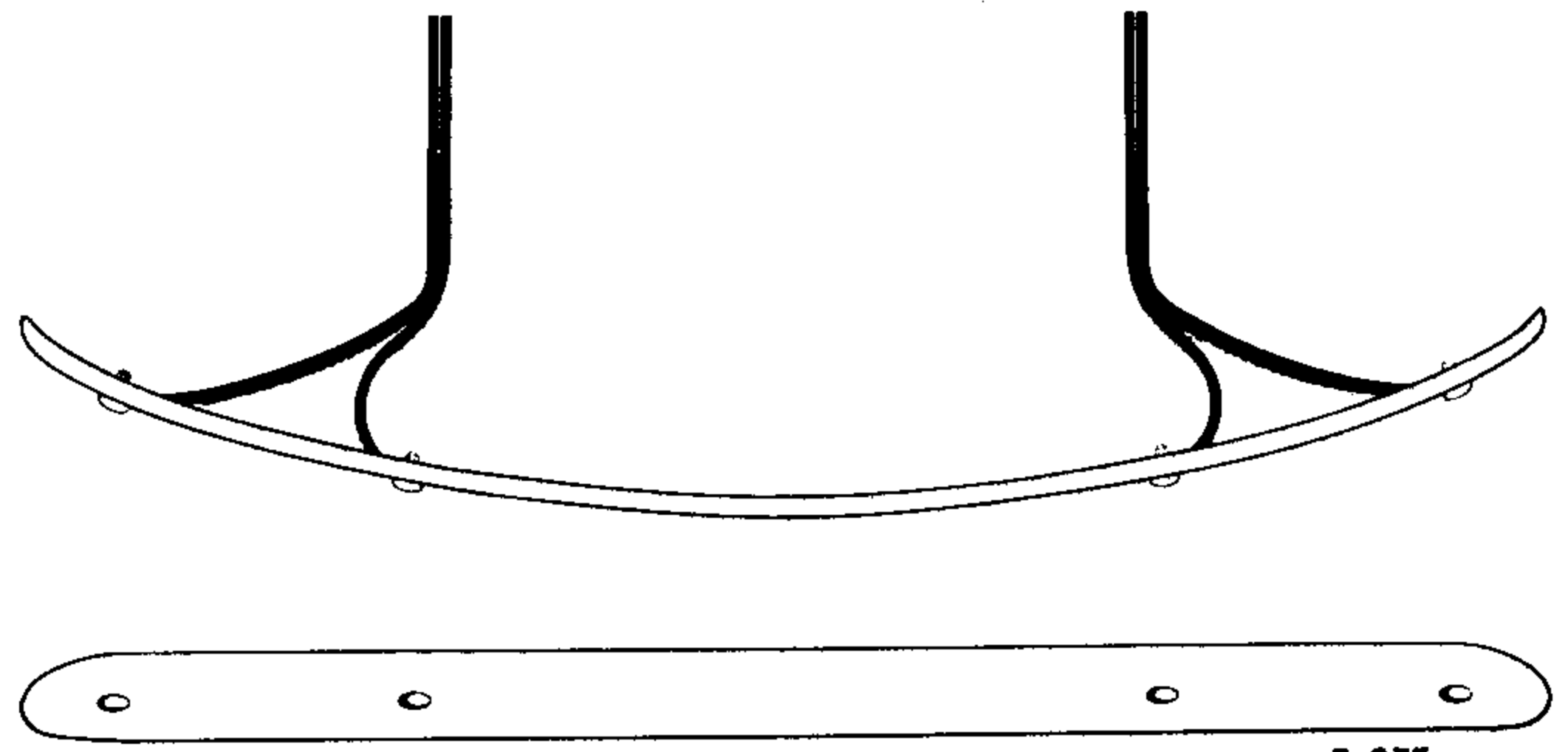
**TRUCKS EXCEPT COE**



P-249

**1938-39**

**COMMERCIAL AND 122" TRUCK**



P-237

|             |                                    |   |
|-------------|------------------------------------|---|
| 21T 17757-A | Bar                                | 1 |
| 81T 17760-A | Arm (inner)                        | 2 |
| 81T 17752-A | Arm (outer)                        | 2 |
| BB 17758    | Bolt (inner arm to bar)            | 1 |
| BB 17758    | Bolt (outer arm to bar)            | 2 |
| +20472-S    | Bolt (arm to frame)                | 4 |
| 33845-S8    | Nut (arm to frame bolt)            | 4 |
| 33847-S7    | Nut (outer arm to bar bolt)        | 2 |
| 33847-S7    | Nut (inner arm to bar bolt)        | 1 |
| 34810-S7    | Lockwasher (inner arm to bar bolt) | 1 |
| 34810-S7    | Lockwasher (outer arm to bar bolt) | 2 |
| 34849-S2    | Lockwasher (arm to frame bolt)     | 4 |

|             |                                    |   |
|-------------|------------------------------------|---|
| 01A 17757-C | Bar                                | 1 |
| 81C 17766   | Arm (inner)-RH                     | 1 |
| 81C 17767   | Arm (inner)-LH                     | 1 |
| +81C 17754  | Arm (outer)-RH                     | 1 |
| 81C 17755   | Arm (outer)-LH                     | 1 |
| 11A 17758   | Bolt (outer arm to bar)            | 2 |
| +20472-S    | Bolt (arm to frame)                | 4 |
| 24453-S8    | Bolt (inner arm to bar)            | 2 |
| 33802-S8    | Nut (outer arm to bar bolt)        | 2 |
| 33845-S8    | Nut (inner arm to bar bolt)        | 2 |
| 33845-S8    | Nut (arms to frame bolt)           | 4 |
| 34808-S8    | Lockwasher (outer arm to bar bolt) | 2 |
| 34809-S8    | Lockwasher (inner arm to bar bolt) | 2 |
| 34809-S8    | Lockwasher (arm to frame)          | 4 |

+ No Longer Supplied

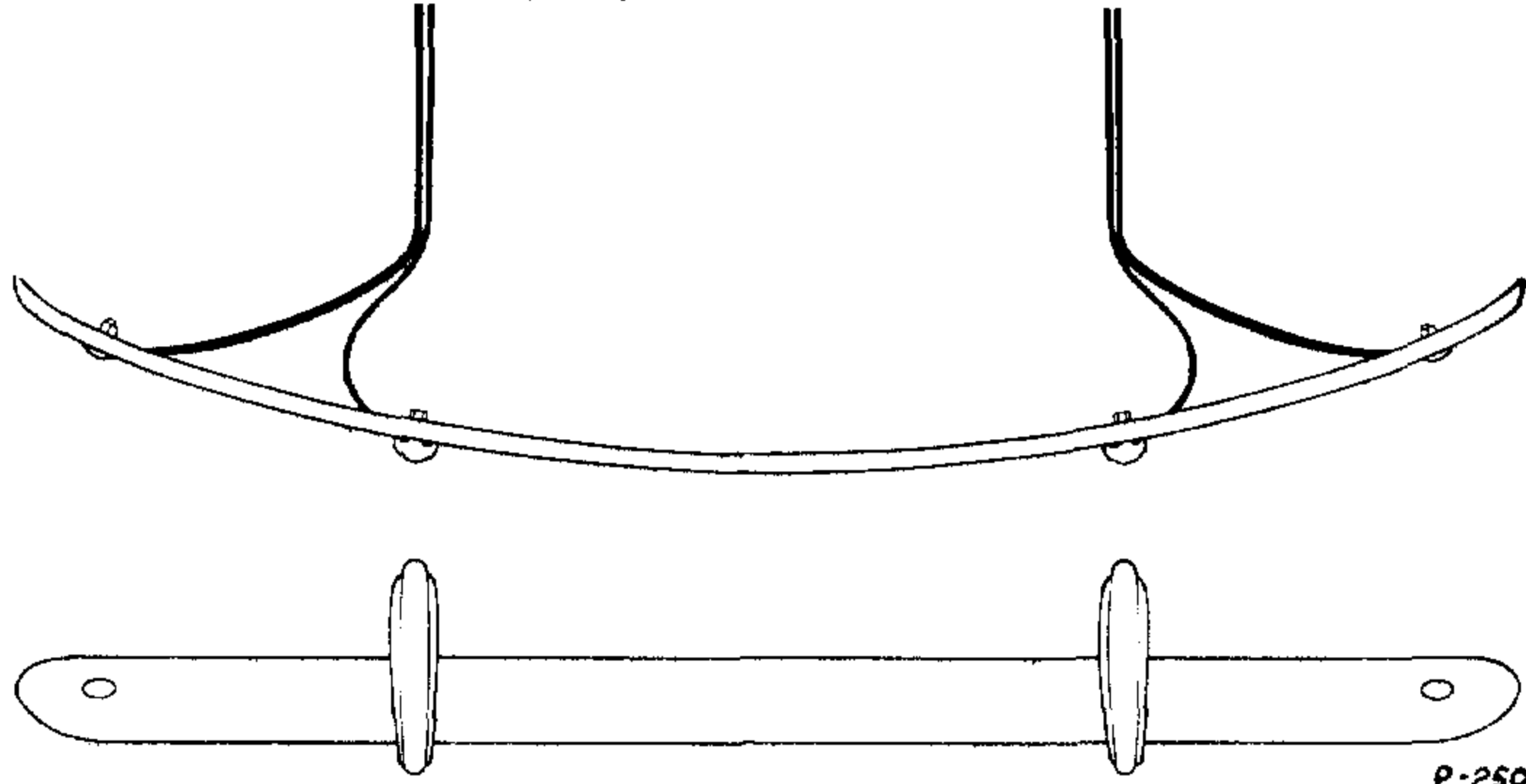
CHASSIS PARTS CATALOGUE

| PART NUMBER | PART NAME | NO. REQ'D | PART NUMBER | PART NAME | NO. REQ'D |
|-------------|-----------|-----------|-------------|-----------|-----------|
|-------------|-----------|-----------|-------------|-----------|-----------|

Front Bumper

1938-39

PASSENGER (EXCEPT 1939 DELUXE)

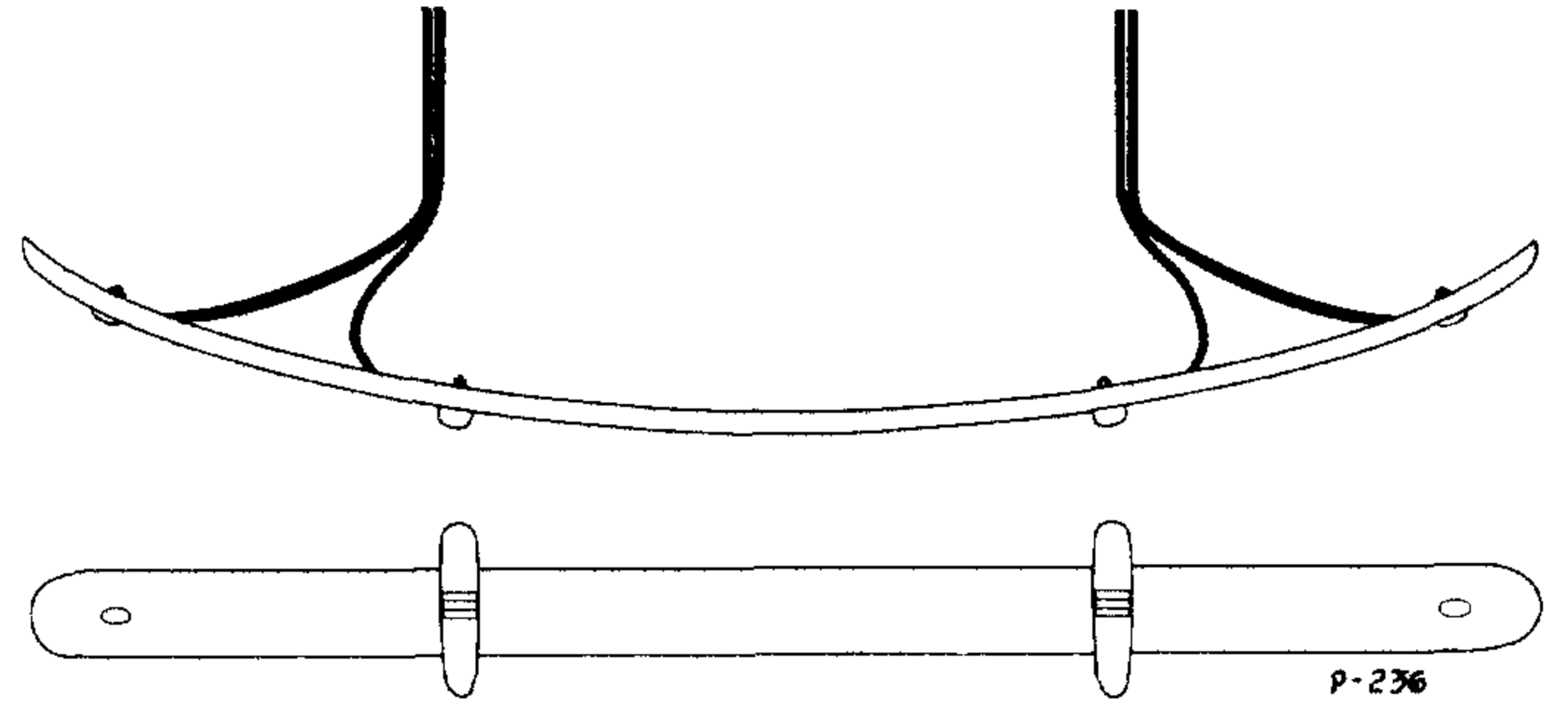


P-250

|             |                                |   |
|-------------|--------------------------------|---|
| 01A 17757-C | Bar                            | 1 |
| 91A 17766   | Arm (inner)                    | 2 |
| 01A 17754-A | Arm (outer)-RH                 | 1 |
| 01A 17755-A | Arm (outer)-LH                 | 1 |
| 11A 17758   | Bolt (outer arm to bar)        | 2 |
| 81A 17996-B | Guard (bumper)                 | 2 |
| †20472-S    | Bolt (arm to frame)            | 4 |
| 24453-S8    | Bolt (inner arm to bar)        | 2 |
| 33802-S8    | Nut (outer arm to bar bolt)    | 2 |
| 33845-S8    | Nut (arm to frame bolt)        | 4 |
| 34808-S8    | Lockwasher (outer arm to bar)  | 2 |
| 34849-S2    | Lockwasher (arm to frame bolt) | 4 |
| 34849-S2    | Lockwasher (inner arm to bar)  | 2 |

1939

PASSENGER-DELUXE

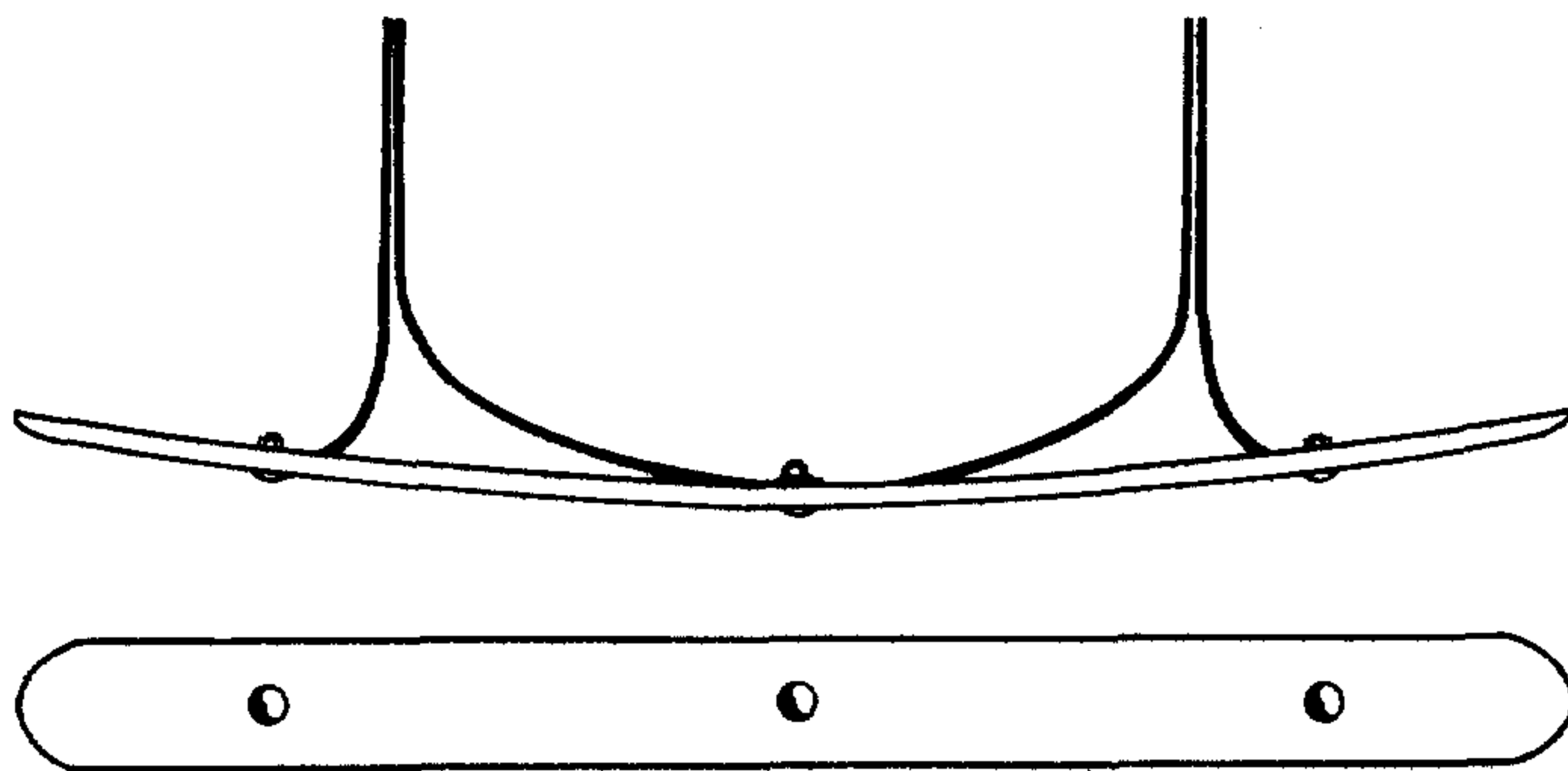


P-236

|             |                                |   |
|-------------|--------------------------------|---|
| 01A 17757-C | Bar                            | 1 |
| 01A 17754-A | Arm (outer)-RH                 | 1 |
| 01A 17755-A | Arm (outer)-LH                 | 1 |
| 11A 17758   | Bolt (outer arm to bar)        | 2 |
| 91A 17766   | Arm (inner)                    | 2 |
| 91A 17996   | Guard (bumper)                 | 2 |
| †20472-S    | Bolt (arm to frame)            | 4 |
| 24453-S8    | Bolt (inner arm to bar)        | 2 |
| 33802-S8    | Nut (outer arm to bar bolt)    | 2 |
| 33845-S8    | Nut (arm to frame bolt)        | 4 |
| 34808-S8    | Lockwasher (outer arm to bar)  | 2 |
| 34849-S2    | Lockwasher (inner arm to bar)  | 2 |
| 34849-S2    | Lockwasher (arm to frame bolt) | 4 |

1938-47

(COE 1938-47) (TRUCKS 1942-47)

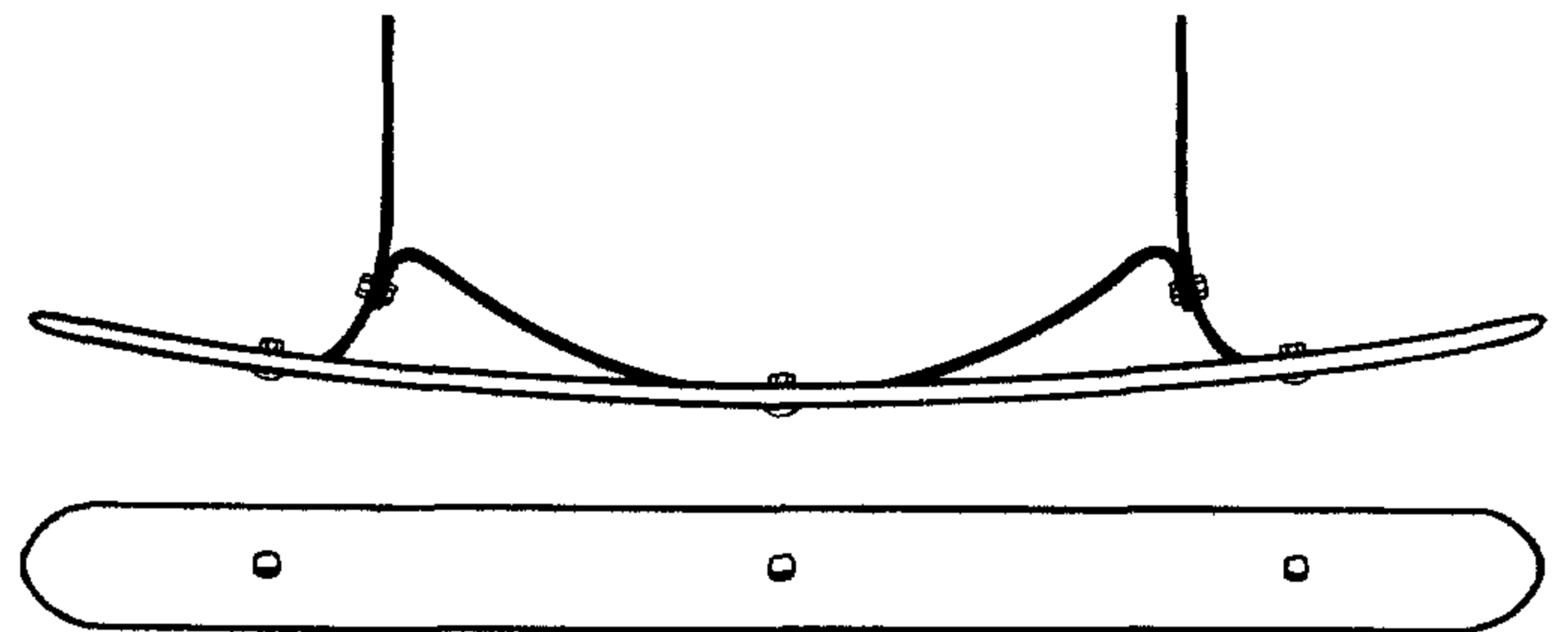


P-245

|             |                                   |   |
|-------------|-----------------------------------|---|
| 21T 17757-A | Bar (impact)                      | 1 |
| 21T 17757-B | Bar (impact)-painted-repl. by "A" | 1 |
| 81W 17752   | Arm (outer)                       | 2 |
| 81W 17760   | Arm (inner)                       | 2 |
| BB 17758    | Bolt (inner arm to bar)           | 3 |
| †20472-S    | Bolt (arm to frame)               | 4 |
| 33845-S8    | Nut (arm to frame bolt)           | 4 |
| 33847-S7    | Nut (arms to bar bolt)            | 3 |
| 34810-S7    | Lockwasher (arms to bar bolt)     | 3 |
| 34809-S8    | Lockwasher (arm to frame bolt)    | 4 |

1939

TRUCKS EXCEPT COE



P-244

|             |                                   |   |
|-------------|-----------------------------------|---|
| 21T 17757-A | Bar (impact)                      | 1 |
| 21T 17757-B | Bar (impact)-painted-repl. by "A" | 1 |
| 91T 17760   | Arm (inner)                       | 1 |
| 81T 17752-A | Arm (outer)                       | 2 |
| BB 17758    | Bolt (arm to bar)                 | 1 |
| 24453-S8    | Bolt (inner to outer arm)         | 2 |
| 24453-S8    | Bolt (arm to frame)               | 4 |
| 33846-S8    | Nut (inner to outer arm)          | 2 |
| 33846-S8    | Nut (arm to frame)                | 4 |
| 33847-S7    | Nut (arm to bar bolt)             | 3 |
| 34810-S7    | Lockwasher (arm to bar bolt)      | 3 |
| 34809-S8    | Lockwasher (inner to outer arm)   | 2 |
| 34809-S8    | Lockwasher (arm to frame)         | 4 |

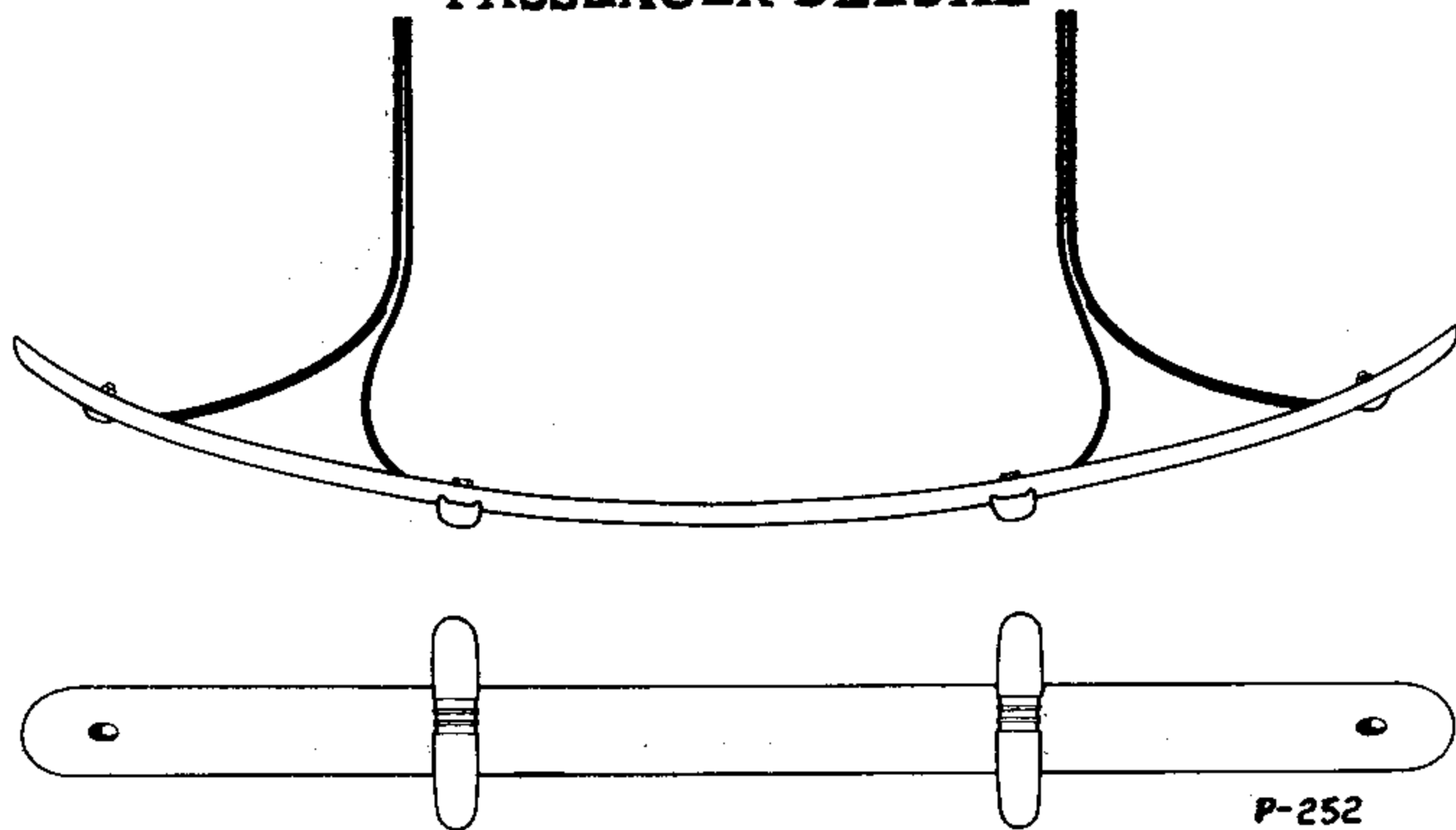
## CHASSIS PARTS CATALOGUE

| PART NUMBER | PART NAME | NO. REQ'D | PART NUMBER | PART NAME | NO. REQ'D |
|-------------|-----------|-----------|-------------|-----------|-----------|
|-------------|-----------|-----------|-------------|-----------|-----------|

### Front Bumper

**1940**

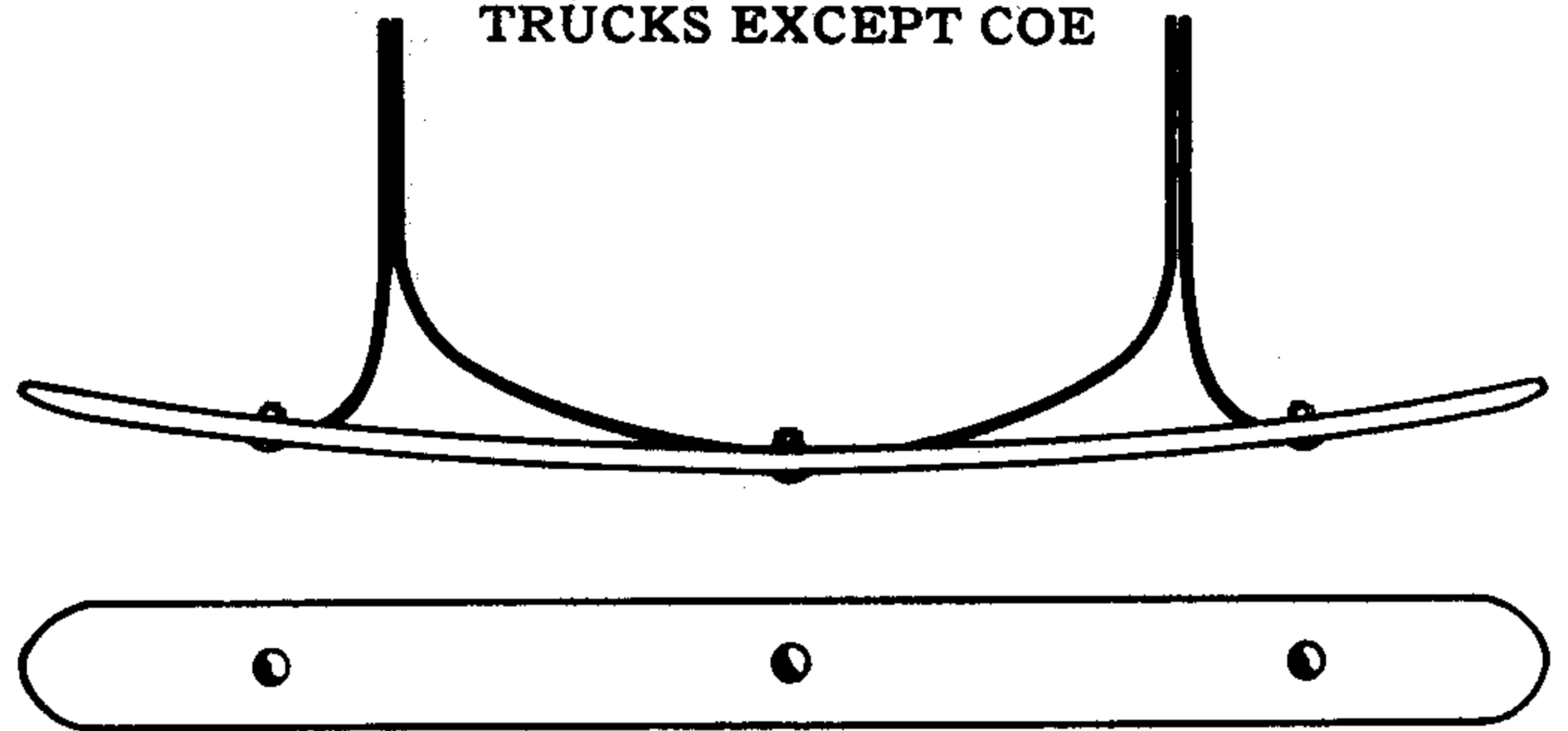
**PASSENGER-DELUXE**



P-252

**1940-41**

**TRUCKS EXCEPT COE**



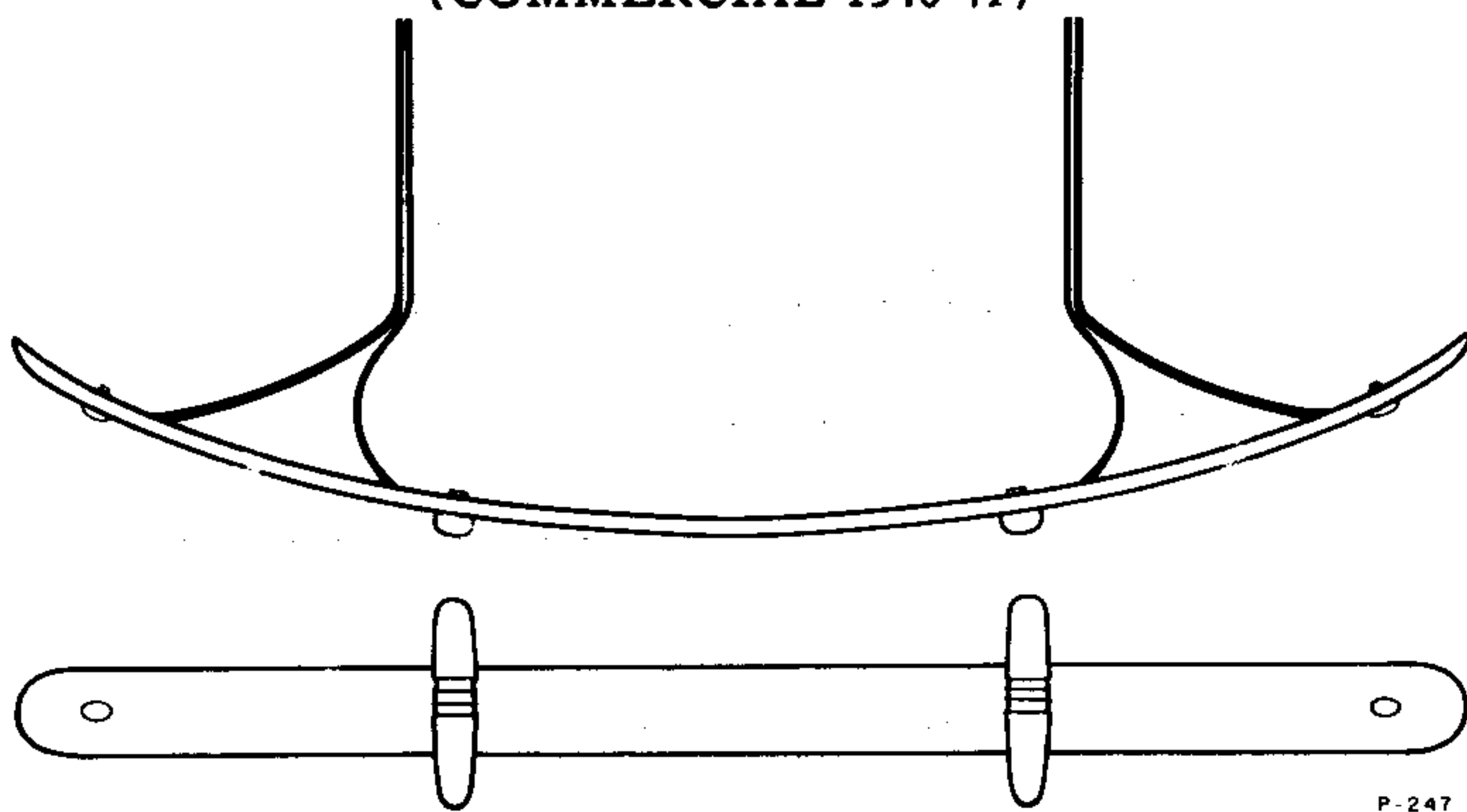
P-251

|             |   |   |
|-------------|---|---|
| 01A 17757-A | Bar                                     | 1 |
| 01A 17766-B | Arm (inner)                             | 2 |
| 01A 17754-B | Arm (outer)-RH                          | 1 |
| 01A 17755-B | Arm (outer)-LH                          | 1 |
| 11A 17758   | Bolt (outer arm to bar)                 | 2 |
| 01A 17996   | Guard (bumper)                          | 2 |
| +20472-S    | Bolt (arm to frame)                     | 4 |
| 20423-S2    | Bolt (inner arm to bar to bumper guard) | 2 |
| 33802-S8    | Nut (outer arm to bar bolt)             | 2 |
| 33845-S8    | Nut (arm to frame bolt)                 | 4 |
| 34808-S8    | Lockwasher (outer arm to bar bolt)      | 2 |
| 34849-S2    | Lockwasher (inner arm to bar)           | 2 |
| 34849-S2    | Lockwasher (arm to frame bolt)          | 4 |

|             |                                |   |
|-------------|--------------------------------|---|
| 21T 17757-A | Bar                            | 1 |
| 01T 17760   | Arm (inner)                    | 2 |
| 01T 17752   | Arm (outer)                    | 2 |
| BB 17758    | Bolt (bar to arm)              | 3 |
| 33847-S2    | Nut (bar to arm bolt)          | 3 |
| +20472-S    | Bolt (arm to frame)            | 4 |
| 33845-S8    | Nut (arm to frame bolt)        | 4 |
| 34810-S8    | Lockwasher (bar to arm bolt)   | 3 |
| 34849-S2    | Lockwasher (arm to frame bolt) | 4 |

**1940-41**

**(PASSENGER-STANDARD 1940)  
(COMMERCIAL 1940-41)**

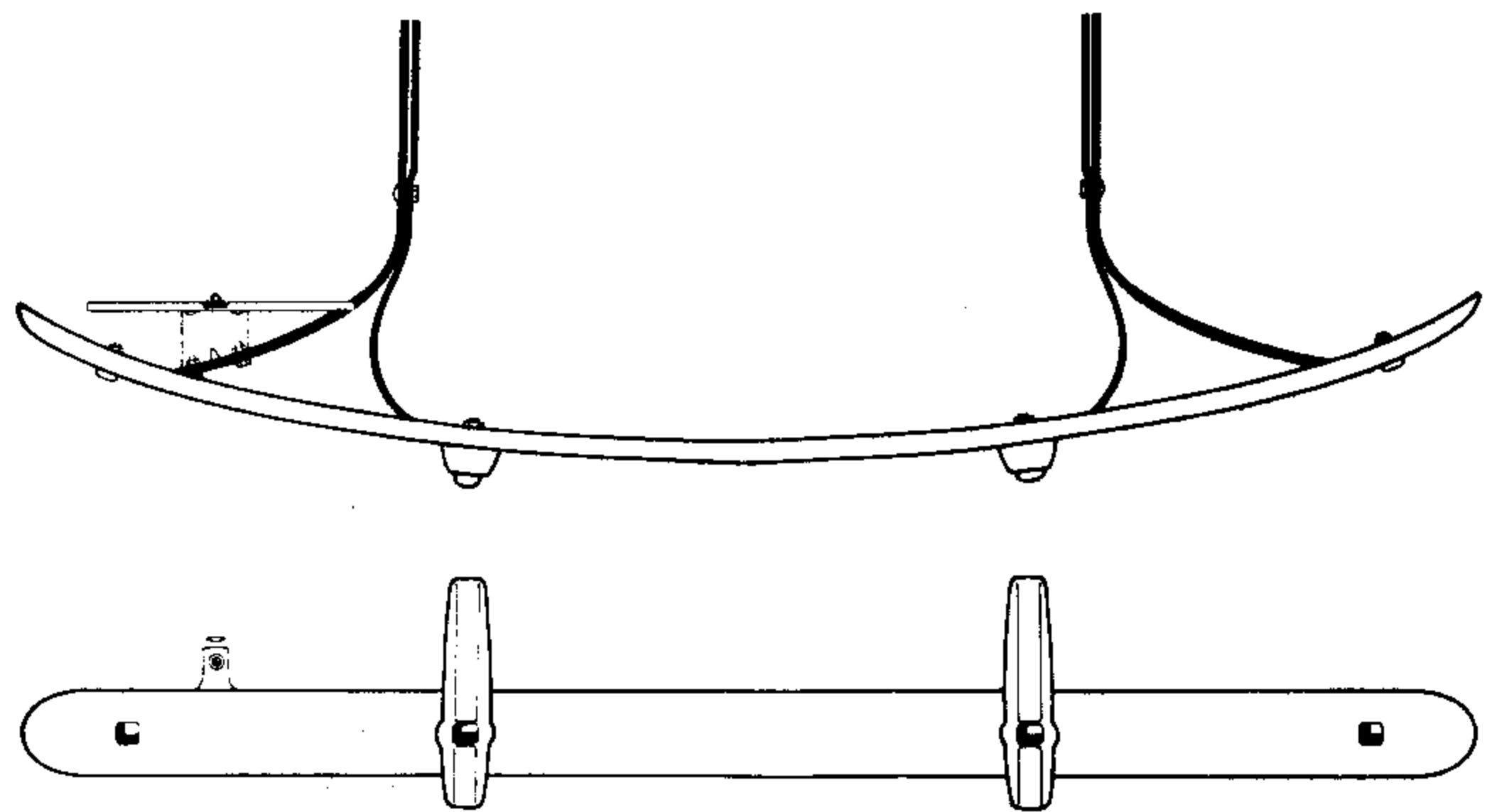


P-247

|             |   |   |
|-------------|---|---|
| 01A 17757-A | Bar (chrome)                            | 1 |
| 01A 17766-A | Arm (inner)                             | 2 |
| 01A 17754-A | Arm (outer)-RH                          | 1 |
| 01A 17755-A | Arm (outer)-LH                          | 1 |
| 11A 17758   | Bolt (outer arm to bar)                 | 2 |
| 01A 17996   | Guard (bumper)                          | 2 |
| +20472-S    | Bolt (arms to frame)                    | 4 |
| 20423-S2    | Bolt (inner arm to bar to bumper guard) | 2 |
| 33802-S8    | Nut (outer arm to bar bolt)             | 2 |
| 33845-S8    | Nut (arms to frame bolt)                | 4 |
| 34808-S8    | Lockwasher (outer arm to bar bolt)      | 2 |
| 34849-S2    | Lockwasher (inner arm to bar)           | 2 |
| 34849-S2    | Lockwasher (arm to frame bolt)          | 4 |

**1941**

**PASSENGER EXCEPT SUPER DELUXE**



P-253

|             |                                    |   |
|-------------|------------------------------------|---|
| 11A 5034    | Bracket assy (front license)       | 1 |
| B 5037      | Support (front license)            | 1 |
| 11A 17757-A | Bar                                | 1 |
| 11A 17766   | Arm (inner)-RH                     | 1 |
| 11A 17767   | Arm (inner)-LH                     | 1 |
| 11A 17754-A | Arm (outer)-RH                     | 1 |
| 11A 17755-A | Arm (outer)-LH                     | 1 |
| 11A 17908   | Bolt (inner arm to bar)            | 2 |
| 11A 17758   | Bolt (outer arm to bar)            | 2 |
| 11A 17996-A | Guard (bumper)                     | 2 |
| +20472-S    | Bolt (arm to frame)                | 4 |
| 20357-S2    | Bolt (arm to bracket assy)         | 2 |
| +350325-S7  | Bolt (support to bracket assy)     | 1 |
| 23381-S2    | Bolt (inner to outer arm)          | 2 |
| 33795-S7    | Nut (support to bracket assy bolt) | 1 |
| 33798-S8    | Nut (arm to bracket assy bolt)     | 2 |
| 33802-S8    | Nut (outer arm to bar bolt)        | 2 |
| 33845-S8    | Nut (arm to frame bolt)            | 4 |
| 33846-S8    | Nut (inner arm to bar bolt)        | 2 |

† No Longer Supplied



## CHASSIS PARTS CATALOGUE

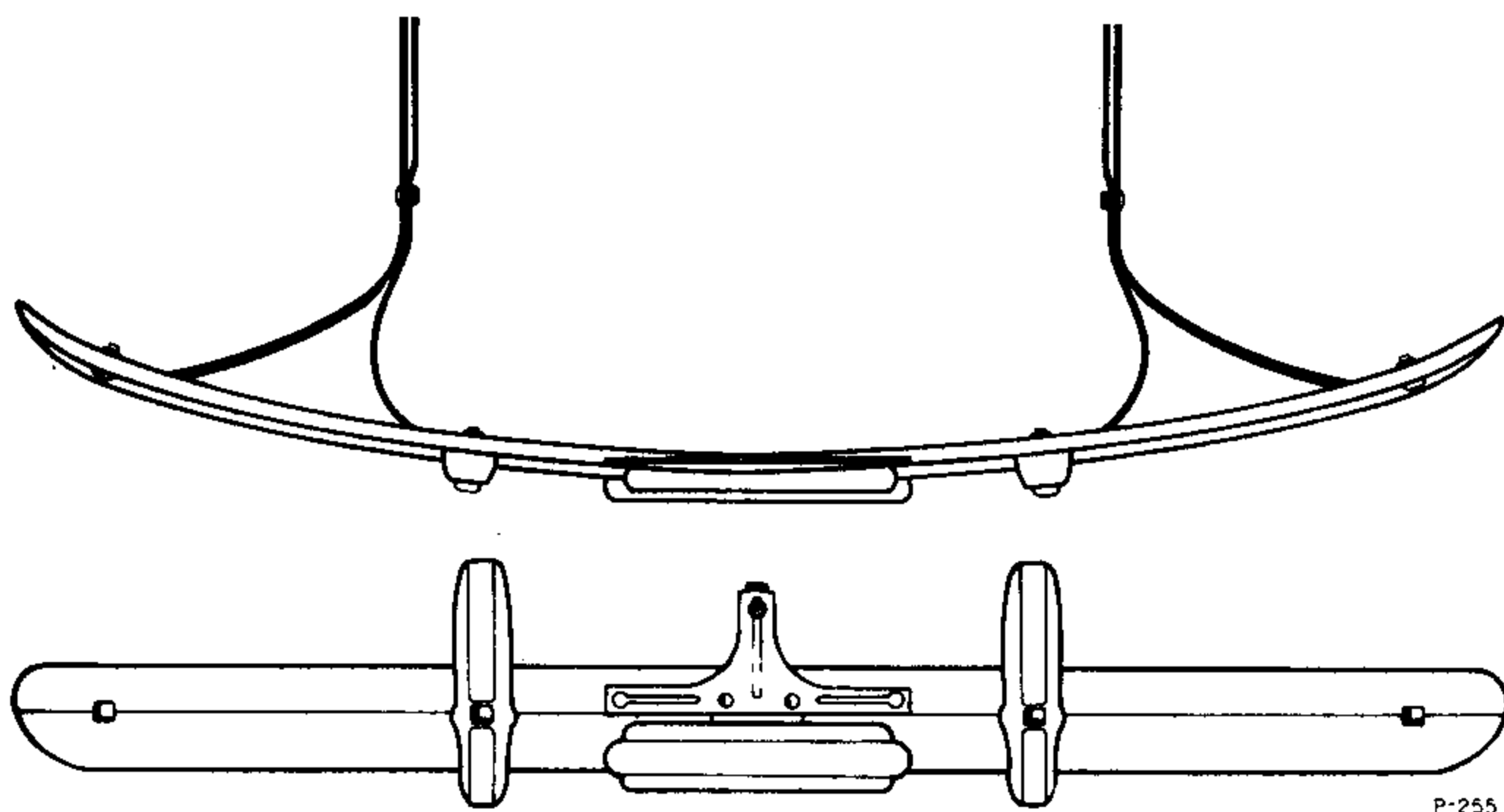
| PART NUMBER | PART NAME | NO. REQ'D | PART NUMBER | PART NAME | NO. REQ'D |
|-------------|-----------|-----------|-------------|-----------|-----------|
|-------------|-----------|-----------|-------------|-----------|-----------|

## Front Bumper

|            |  |   |
|------------|--|---|
| +34305-S2  | Lockwasher (support to bracket assy bolt)  | 1 |
| 34846-S2   | Lockwasher (arm to bracket assy)           | 2 |
| 34808-S8   | Lockwasher (outer arm to bar bolt)         | 2 |
| 34849-S2   | Lockwasher (arm to frame bolt)             | 4 |
| 34849-S2   | Lockwasher (inner arm to bar bolt)         | 2 |
| +351006-S2 | Nut (inner to outer arm bolt)              | 2 |
| 351313-S2  | Washer (support to bracket assy bolt)-flat | 1 |

### 1941

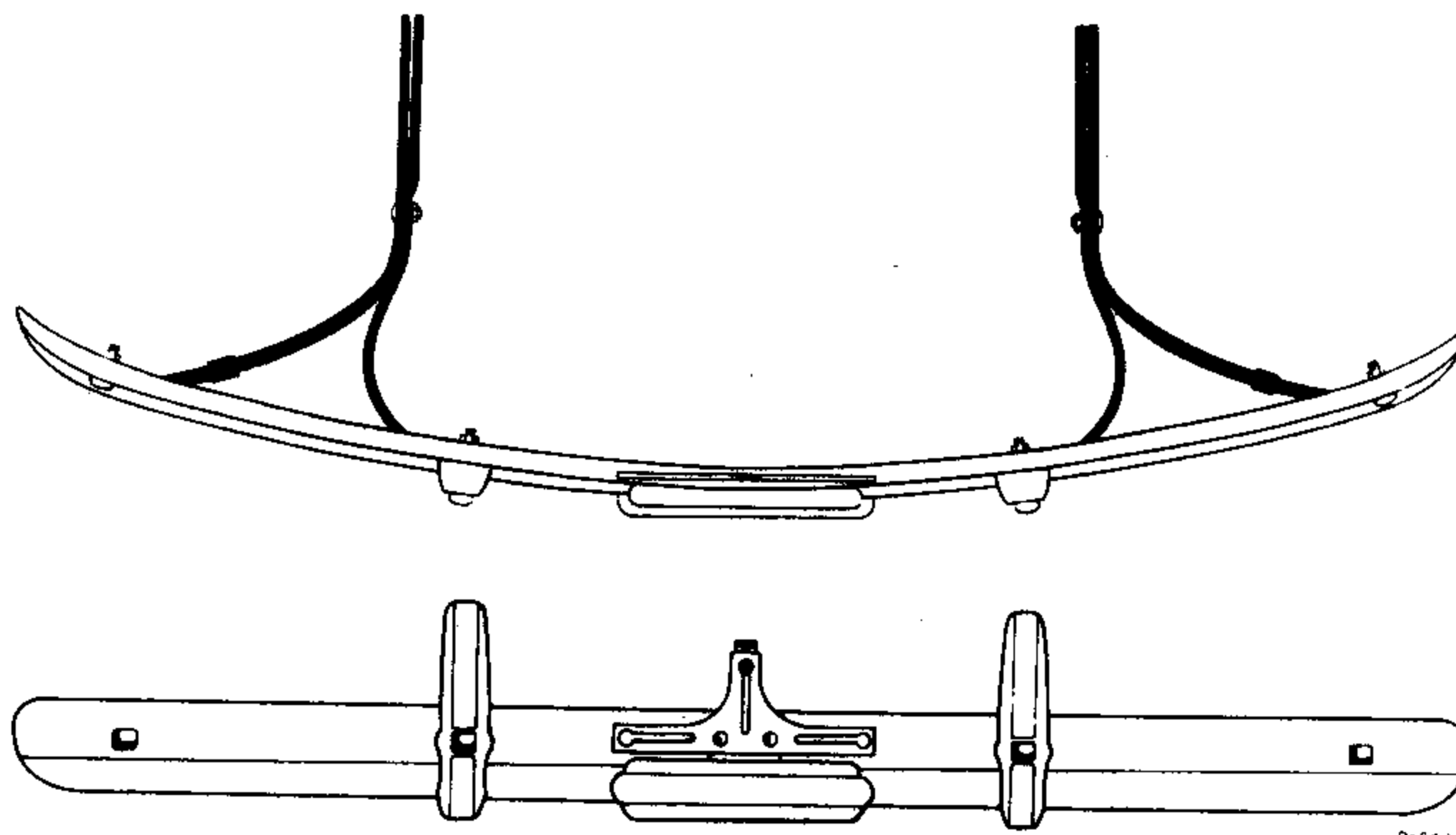
#### PASSENGER-SUPER DELUXE



|              |  |   |
|--------------|--|---|
| B 5037       | Support (license)                                | 1 |
| 11A 17757-B  | Bar  | 1 |
| 11A 17766    | Arm (inner)-RH                                   | 1 |
| 11A 17767    | Arm (inner)-LH                                   | 1 |
| 11A 17754-B  | Arm (outer)-RH                                   | 1 |
| +11A 17755-B | Arm (outer)-LH                                   | 1 |
| 11A 17758    | Bolt (outer arm to bar)                          | 2 |
| 11A 17768    | Guard & bracket assy                             | 1 |
| 11A 17908    | Bolt (inner arm to bar)                          | 2 |
| 11A 17996-B  | Guard (bumper)                                   | 2 |
| +20472-S     | Bolt (arms to frame)                             | 8 |
| +350325-S7   | Bolt (support to bracket assy)                   | 1 |
| 23381-S2     | Bolt (inner to outer arm)                        | 2 |
| +24409-S7    | Bolt (guard & bracket assy to bar)               | 2 |
| 33795-S7     | Nut (support to bracket assy bolt)               | 1 |
| 33802-S8     | Nut (outer arm to bar bolt)                      | 2 |
| 33845-S8     | Nut (arms to frame bolt)                         | 4 |
| 33846-S8     | Nut (inner arm to bar bolt)                      | 2 |
| 34805-S8     | Lockwasher (support to bracket assy bolt)        | 1 |
| 34807-S2     | Lockwasher (guard & bracket assy to bar bolt)    | 2 |
| 34808-S8     | Lockwasher (outer arm to bar bolt)               | 2 |
| 34849-S2     | Lockwasher (arms to frame bolt)                  | 4 |
| 34849-S2     | Lockwasher (inner arm to bar bolt)               | 2 |
| +351006-S2   | Nut (inner to outer arm)                         | 2 |
| 351313-S2    | Washer (support to bracket assy bolt)-flat       | 1 |
| 356381-S7    | Washer (guard and bracket assy to bar bolt)-flat | 2 |

### 1942

#### PASSENGER-DELUXE EXCEPT SEDAN DELIVERY



|             |  |   |
|-------------|--|---|
| B 5037      | Support (license)                              | 1 |
| 21A 17749-A | Anti-rattler-repl. by "B"                      | 2 |
| 21A 17754-A | Arm (outer)-RH                                 | 1 |
| 21A 17755-A | Arm (outer)-LH                                 | 1 |
| 11A 17757-B | Bar  | 1 |
| 11A 17758   | Bolt (outer arm to bar)                        | 2 |
| 21A 17766-A | Arm (inner)-RH                                 | 1 |
| 21A 17767-A | Arm (inner)-LH                                 | 1 |
| 11A 17768   | Guard & bracket assy                           | 1 |
| 11A 17908   | Bolt (inner arm)                               | 2 |
| 11A 17996-B | Guard (bumper)                                 | 2 |
| +20472-S    | Bolt (arms to frame)                           | 4 |
| +350325-S7  | Bolt (support to bracket assy)                 | 1 |
| 33795-S7    | Nut (support to bracket assy bolt)             | 1 |
| +24409-S7   | Bolt (guard & bracket assy to bar)             | 2 |
| 33802-S8    | Nut (outer arm to bar)                         | 2 |
| 34805-S8    | Lockwasher (support to bracket assy bolt)      | 1 |
| 34807-S2    | Lockwasher (guard & bracket assy to bar bolt)  | 2 |
| 34808-S8    | Lockwasher (outer arm to bar)                  | 2 |
| 33845-S8    | Nut (arms to frame bolt)                       | 4 |
| 33846-S8    | Nut (inner arm to bar)                         | 2 |
| 34849-S2    | Lockwasher (inner arm to bar)                  | 2 |
| 34849-S2    | Lockwasher (arms to frame bolt)                | 4 |
| 23411-S2    | Bolt (inner to outer arm)                      | 2 |
| +351006-S2  | Nut (inner to outer arm)                       | 2 |
| 351313-S2   | Washer (support to bracket assy bolt)-flat     | 1 |
| 356381-S7   | Washer (guard & bracket assy to bar bolt)-flat | 2 |

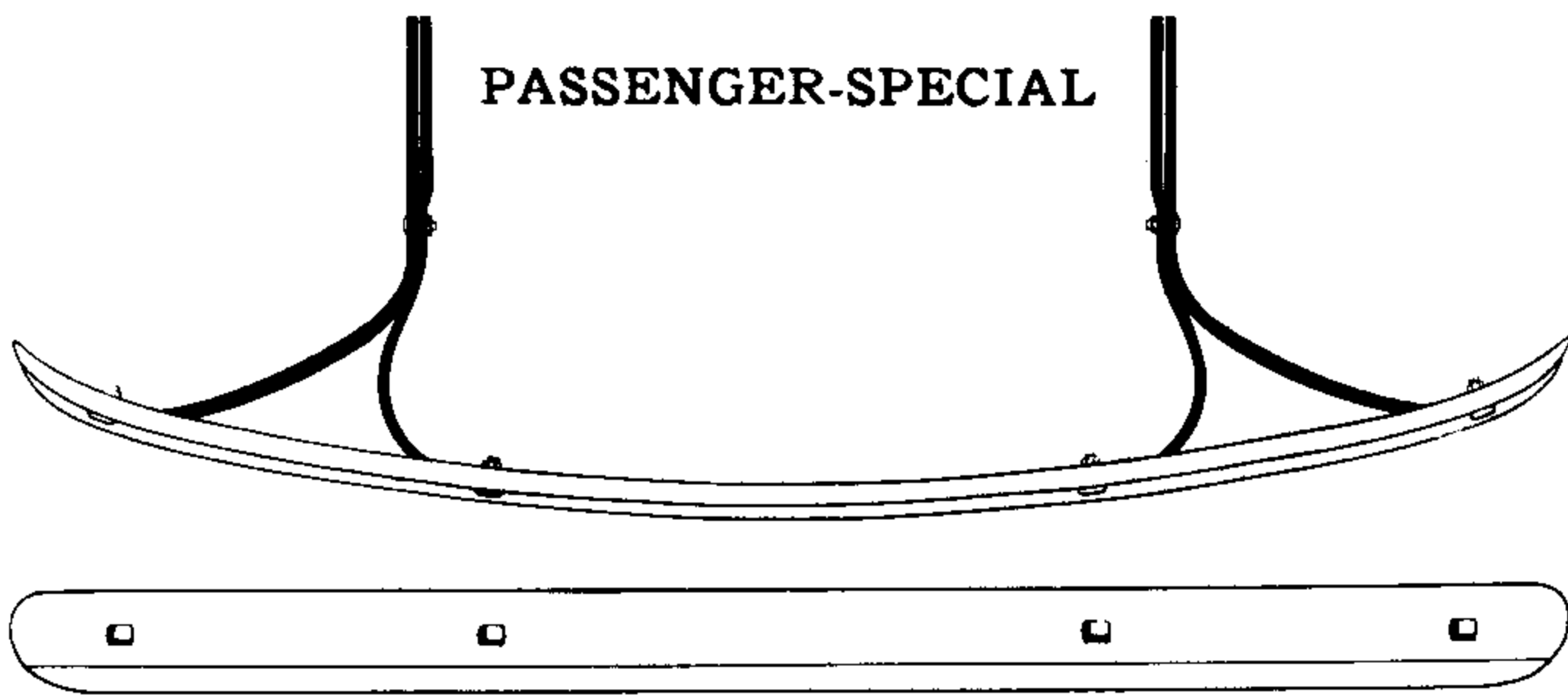
## CHASSIS PARTS CATALOGUE

| PART NUMBER | PART NAME | NO. REQ'D | PART NUMBER | PART NAME | NO. REQ'D |
|-------------|-----------|-----------|-------------|-----------|-----------|
|-------------|-----------|-----------|-------------|-----------|-----------|

### Front Bumper

**1942**

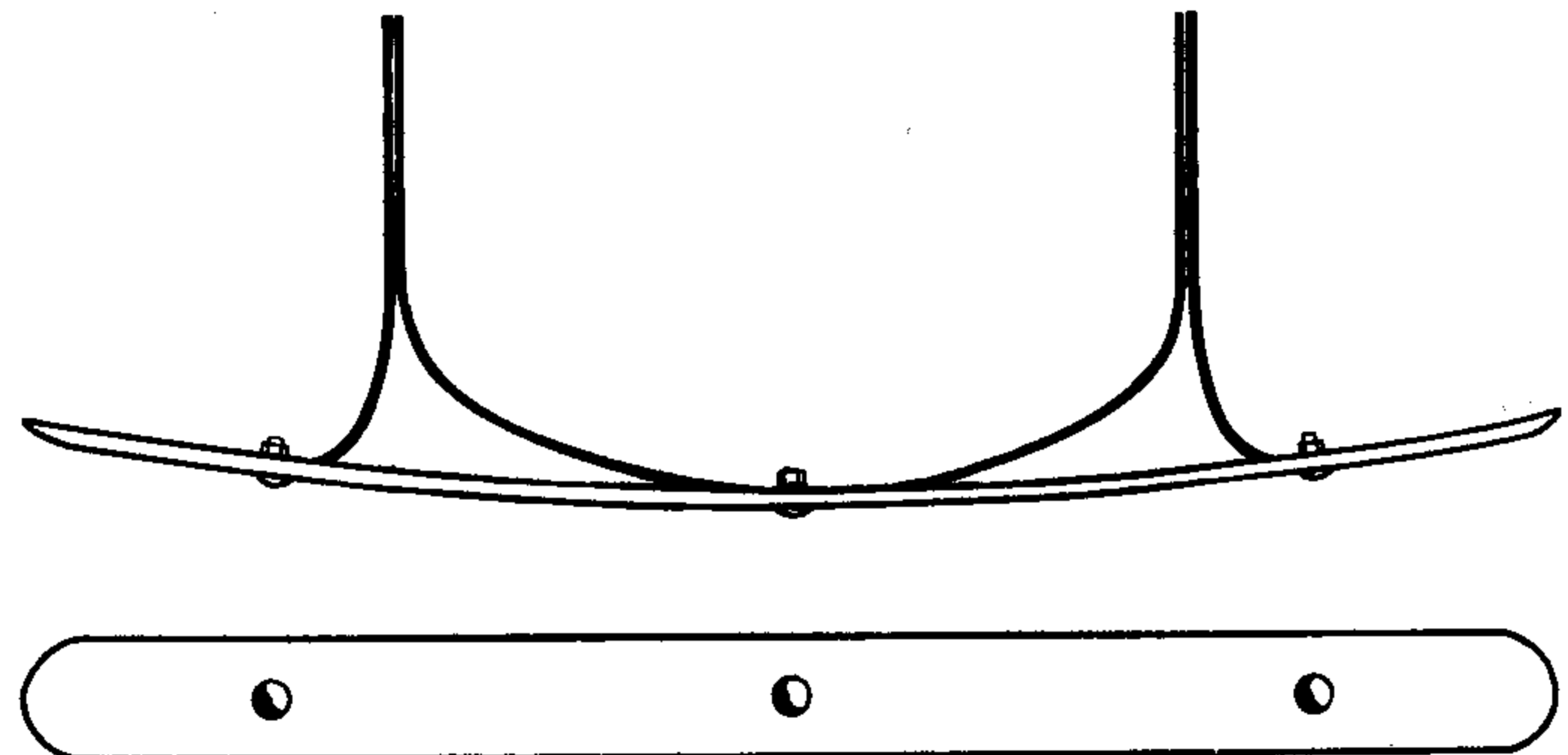
**PASSENGER-SPECIAL**



|             |                                  |   |
|-------------|----------------------------------|---|
| 21A 17754-A | Arm (outer)-RH                   | 1 |
| 21A 17755-A | Arm (outer)-LH                   | 1 |
| 21A 17757-B | Bar                              | 1 |
| 11A 17758   | Bolt (inner & outer arms to bar) | 4 |
| 21A 17766-A | Arm (inner)-RH                   | 1 |
| 21A 17767-A | Arm (inner)-LH                   | 1 |
| +20472-S    | Bolt (arm to frame)              | 4 |
| 23411-S2    | Bolt (inner to outer arm)        | 2 |
| 33802-S8    | Nut (inner & outer arms to bar)  | 4 |
| 33845-S8    | Nut (arm to frame bolt)          | 4 |
| 34804-S8    | Lockwasher (arms to bar bolt)    | 4 |
| 34849-S2    | Lockwasher (arm to frame bolt)   | 4 |
| +351006-S2  | Nut (inner to outer arm)         | 2 |

**1942-47**

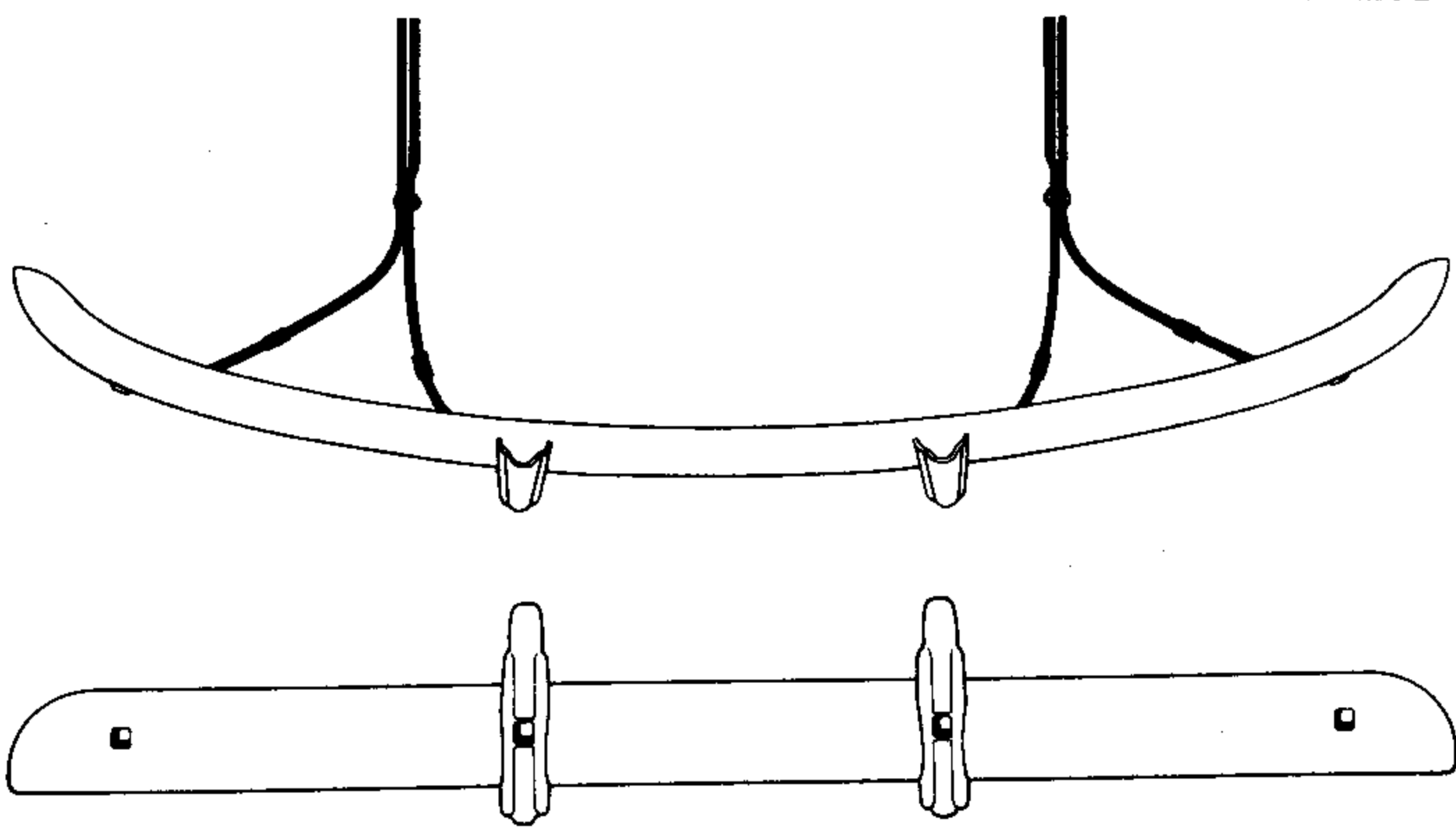
**COMMERCIAL AND 122" TRUCK**



|           |                                |   |
|-----------|--------------------------------|---|
| 21C 17752 | Arm (outer) repl. by 81W-17752 | 2 |
| 21C 17757 | Bar                            | 1 |
| BB 17758  | Bolt (arm to bar)              | 3 |
| 21C 17760 | Arm (inner)                    | 2 |
| +20472-S  | Bolt (arm to frame)            | 4 |
| 33845-S8  | Nut (arm to frame bolt)        | 4 |
| 33847-S7  | Nut (arm to bar bolt)          | 3 |
| 34810-S7  | Lockwasher (arm to bar bolt)   | 3 |
| 34849-S2  | Lockwasher (arm to frame bolt) | 4 |

**1942-47**

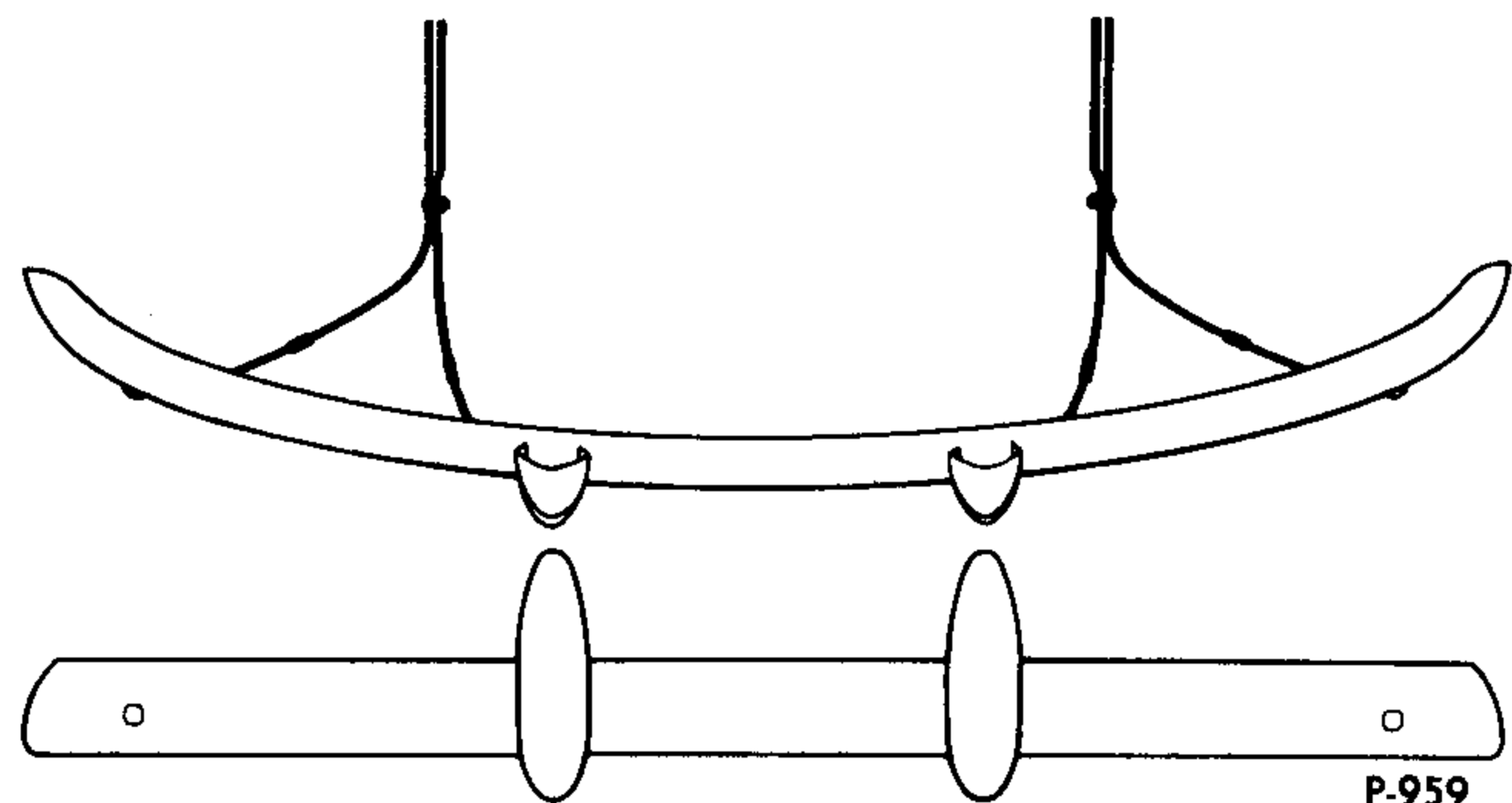
**PASSENGER-SUPER DELUXE AND SEDAN DELIVERY**



|             |                                  |   |
|-------------|----------------------------------|---|
| 21A 17749-B | Anti-rattler (arms to deflector) | 4 |
| 21A 17754-B | Arm (outer)-RH                   | 1 |
| 21A 17755-B | Arm (outer)-LH                   | 1 |
| 6A 17757    | Bar                              | 1 |
| 11A 17758   | Bolt (outer arm to bar)          | 2 |
| 21A 17766-B | Arm (inner)-RH                   | 1 |
| 21A 17767-B | Arm (inner)-LH                   | 1 |
| 21A 17908   | Bolt (inner arm)                 | 2 |
| 21A 17996   | Guard (bumper)                   | 2 |
| +20472-S    | Bolt (arms to frame)             | 4 |
| 23426-S7    | Bolt (inner to outer arm)        | 2 |
| 33845-S8    | Nut (arms to frame bolt)         | 4 |
| 34397-S7    | Locknut (bar to outer arm)       | 2 |
| 34399-S8    | Locknut (guard to bar to arm)    | 2 |
| 34849-S2    | Lockwasher (arms to frame bolt)  | 4 |
| 34370-S8    | Nut (inner to outer arm)         | 2 |

**1947-48**

**PASSENGER**



|             |                                       |   |
|-------------|---------------------------------------|---|
| 6A 17757    | Bar                                   | 1 |
| 21A 17749-B | Anti-rattler (bumper arms)            | 4 |
| 21A 17754-B | Arm (outer)-RH                        | 1 |
| 21A 17755-B | Arm (outer)-LH                        | 1 |
| 21A 17766-B | Arm (inner)-RH                        | 1 |
| 21A 17767-B | Arm (inner)-LH                        | 1 |
| 11A 17758   | Bolt (outer arm to bar)               | 2 |
| 34397-S8    | Nut (outer arm to bar bolt)           | 2 |
| +34708-S    | Washer (outer arm to bar bolt)        | 2 |
| 23426-S7    | Bolt (outer arm to inner arm)         | 2 |
| 34370-S8    | Locknut (outer arm to inner arm bolt) | 2 |
| 6A 17984-A  | Guard (front bumper)-LH               | 1 |
| 6A 17985-A  | Guard (front bumper)-RH               | 1 |
| 24550-S     | Bolt (guard to bumper bar)            | 2 |
| 34809-S8    | Lockwasher (guard to bumper bolt)     | 2 |
| 44736-S8    | Washer (guard to bumper bar bolt)     | 2 |

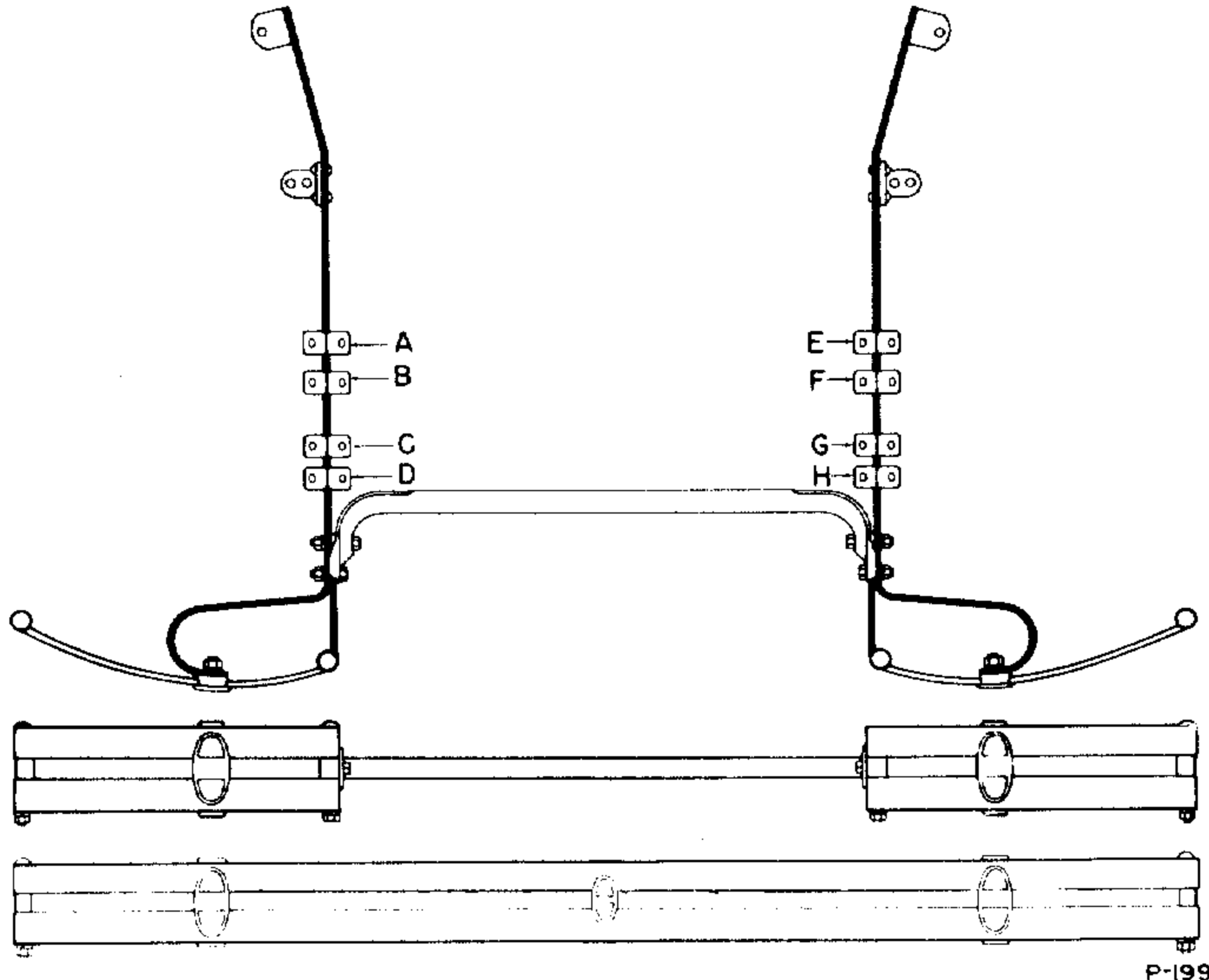
† No Longer Supplied

| PART NUMBER | PART NAME | NO. REQ'D | PART NUMBER | PART NAME | NO. REQ'D |
|-------------|-----------|-----------|-------------|-----------|-----------|
|-------------|-----------|-----------|-------------|-----------|-----------|

## Rear Bumper

1928-31

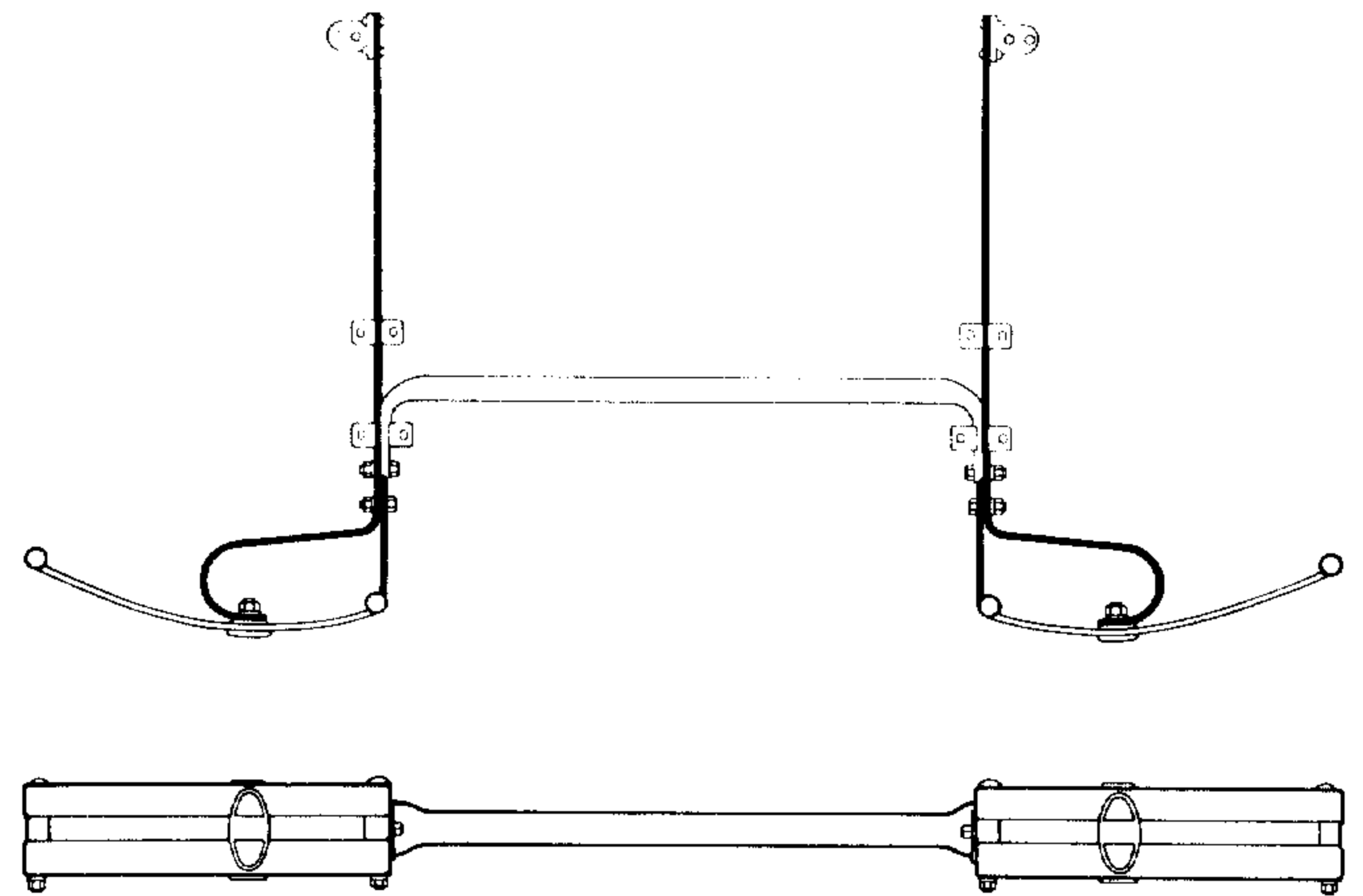
§ MODEL A-140, 155A, B, 165A, B, 170A, 180A 1928-29  
 §§ MODEL A-55B, 155C, D, 165C, D, 170B 1930-31  
 ◇ MODEL A-135, 190A 1928-29  
 ◇ ◇ MODEL A-40A, B, 45A, B, 49A, 50A, B, 54A, 68A, B 1928-31



P-199

1930-31

DELUXE DELIVERY



P-198

|              |                                  |   |
|--------------|----------------------------------|---|
| +A 17757-D   | Bar (bumper)                     | 2 |
| +A 17785-E   | Fender guard (bumperette)        | 2 |
| +SA 17817-B  | Arm-RH (with bracket "E")        | 1 |
| +SA 17818-B  | Arm-LH (with bracket "A")        | 1 |
| +SSA 17821   | Arm-RH (with bracket "F")        | 1 |
| +SSA 17822   | Arm-LH (with bracket "B")        | 1 |
| +OA 17811-B  | Arm-RH (with bracket "G")        | 1 |
| +OA 17812-B  | Arm-LH (with bracket "C")        | 1 |
| +OXA 17777-D | Arm-RH (with bracket "H")        | 1 |
| +OXA 17778-D | Arm-LH (with bracket "D")        | 1 |
| +A 17783-E   | Brace (arm cross)                | 1 |
| +A 17758-B   | Clamp (arm to bar)-outer         | 2 |
| A 17756-B    | Clamp (arm to bar)-inner         | 2 |
| 33848-S7     | Nut (clamp)                      | 2 |
| 34810-S7     | Lockwasher (clamp)               | 2 |
| A 17762-B    | Clamp (bar center)-outer         | 1 |
| +A 17765     | Clamp (bar center)-inner         | 1 |
| 33797-S7     | Nut (center clamp)               | 1 |
| 34846-S2     | Lockwasher (center clamp)        | 1 |
| +A 17834     | Bolt (bumper bar end)            | 2 |
| +A 17759-A   | Spacer (bumper bar)              | 2 |
| 33927-S7     | Nut (end bolt)                   | 2 |
| 34808-S8     | Lockwasher (end bolt)            | 2 |
| +A 17799     | Spacer (cross brace)             | 2 |
| 24346-S7     | Bolt (bracket to frame)          | 2 |
| 33797-S7     | Nut (bracket to frame bolt)      | 2 |
| 34846-S2     | Lockwasher (brkt. to frame bolt) | 2 |
| 24389-S8     | Bolt (bracket to frame)          | 4 |
| 33800-S8     | Nut (bracket to frame bolt)      | 4 |
| 34847-S8     | Lockwasher (brkt. to frame bolt) | 4 |
| 24391-S7     | Bolt (arm to frame)              | 4 |
| 33802-S8     | Nut (arm to frame bolt)          | 4 |
| 34808-S8     | Lockwasher (arm to frame bolt)   | 4 |
| 21520-S2     | Bolt (brace to arm)              | 2 |
| 20471-S7     | Bolt (brace to arm)              | 2 |
| 33802-S8     | Nut (brace to arm bolt)          | 2 |
| 34808-S8     | Lockwasher (brace to arm bolt)   | 4 |

|            |                                    |   |
|------------|------------------------------------|---|
| +A 17785-E | Fender guard (bumperette)          | 2 |
| +A 17841   | Arm-RH                             | 1 |
| +A 17842   | Arm-LH                             | 1 |
| +A 17783-E | Brace (arm cross)                  | 1 |
| +A 17758-B | Clamp (arm to bar)-outer           | 2 |
| A 17756-B  | Clamp (arm to bar)-inner           | 2 |
| 33848-S7   | Nut (arm to bar clamp)             | 2 |
| 34810-S7   | Lockwasher (arm to bar clamp)      | 2 |
| +A 17834   | Bolt (bumper bar end)              | 4 |
| +A 17759-A | Spacer (bumper bar)                | 4 |
| 33927-S7   | Nut (bumper bar end bolt)          | 4 |
| 34808-S8   | Lockwasher (bumper bar end bolt)   | 4 |
| 24389-S8   | Bolt (arm to frame)                | 4 |
| 33800-S8   | Nut (arm to frame bolt)            | 4 |
| 34847-S8   | Lockwasher (arm to frame bolt)     | 4 |
| 24031-S    | Bolt (bracket to frame)            | 8 |
| 33797-S7   | Nut (bracket to frame bolt)        | 8 |
| 34846-S2   | Lockwasher (bracket to frame bolt) | 8 |
| +A 17845   | Bracket (fender guard bar)         | 2 |
| 24649-S7   | Bolt (bracket to frame)            | 2 |
| 33800-S8   | Nut (bracket to frame)             | 2 |
| 34847-S8   | Lockwasher (bracket to frame)      | 2 |
| 20471-S7   | Bolt (brace to arm)                | 4 |
| 33802-S8   | Nut (brace to arm bolt)            | 4 |
| 34808-S8   | Lockwasher (brace to arm bolt)     | 4 |

† No Longer Supplied


## CHASSIS PARTS CATALOGUE

| PART NUMBER | PART NAME | NO. REQ'D | PART NUMBER | PART NAME | NO. REQ'D |
|-------------|-----------|-----------|-------------|-----------|-----------|
|-------------|-----------|-----------|-------------|-----------|-----------|

### Rear Bumper

**1932**


**PASSENGER AND COMMERCIAL**



P-214

**1933**

**PASSENGER AND SEDAN DELIVERY**




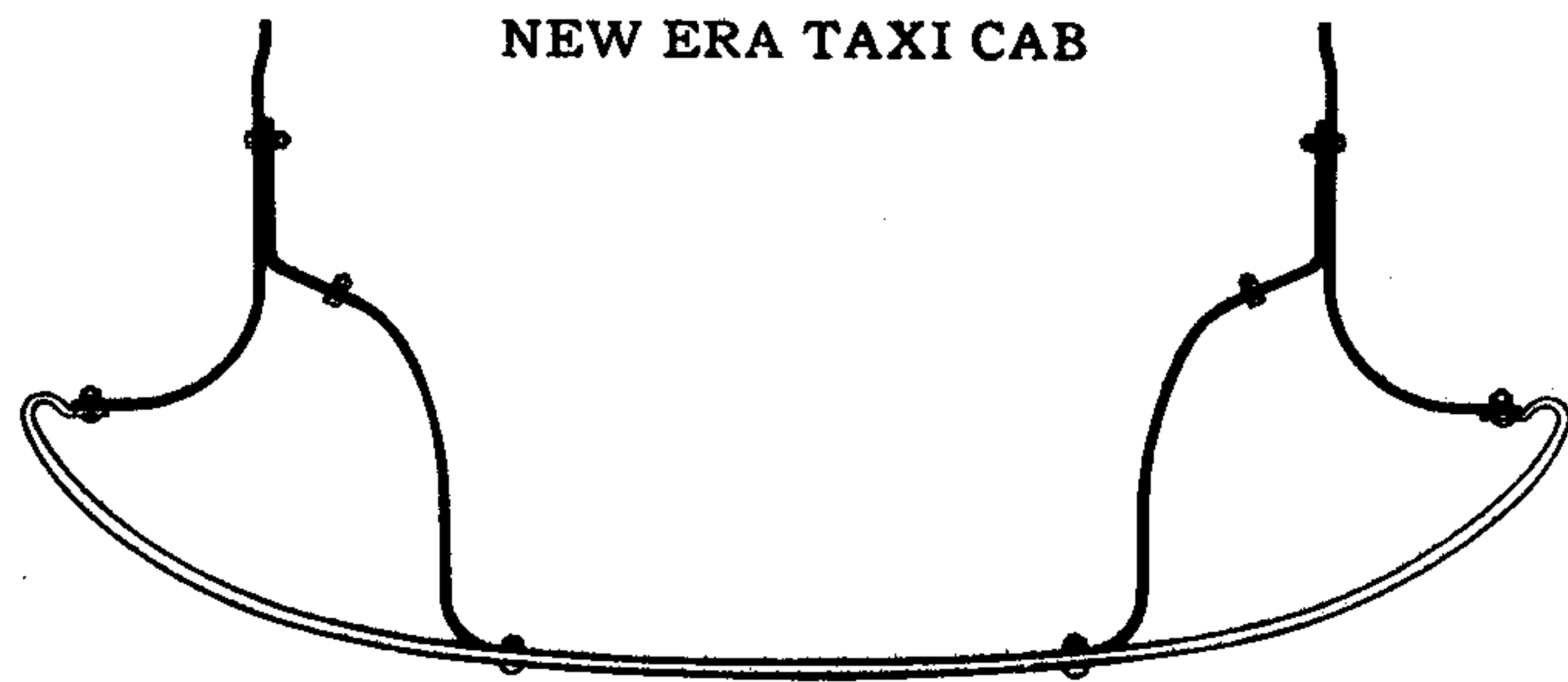
P-194

|            |                           |   |
|------------|---------------------------|---|
| †B 17752   | Bar                       | 1 |
| †B 17821-B | Arm-RH                    | 1 |
| †B 17822-B | Arm-LH                    | 1 |
| B 17758    | Bolt (arm to bar)         | 2 |
| †B 17760   | Plug (end)                | 2 |
| 33846-S8   | Nut (arm to bar)          | 2 |
| 34809-S8   | Lockwasher (arm to bar)   | 2 |
| 24493-S7   | Bolt (arm to frame)       | 4 |
| 33846-S8   | Nut (arm to frame)        | 4 |
| 34809-S8   | Lockwasher (arm to frame) | 4 |

|             |                                     |   |
|-------------|-------------------------------------|---|
| 40 17757-B  | Bar                                 | 1 |
| †40 17787-A | Arm                                 | 2 |
| 23428-S2    | Bolt (arm to bar)-outer             | 2 |
| 33802-S8    | Nut (arm to bar bolt)-outer         | 2 |
| 34808-S8    | Lockwasher (arm to bar bolt)-outer  | 2 |
| 11A 17758   | Bolt (arm to bar)-inside            | 2 |
| 33802-S8    | Nut (arm to bar bolt)-inside        | 2 |
| 34808-S8    | Lockwasher (arm to bar bolt)-inside | 2 |
| 24453-S8    | Bolt (arm to frame)                 | 2 |
| 33846-S8    | Nut (arm to frame bolt)             | 2 |
| 34809-S8    | Lockwasher (arm to frame bolt)      | 2 |

**1933**

**NEW ERA TAXI CAB**



P-212

**1934**

**PASSENGER AND SEDAN DELIVERY  
(EXCEPT CONVERTIBLE SEDAN)**



P-186

|             |                                    |   |
|-------------|------------------------------------|---|
| †40 17757-D | Bar                                | 1 |
| 40 17787-B  | Arm (inner)-RH                     | 1 |
| †40 17788-B | Arm (inner)-LH                     | 1 |
| †40 17795-B | Arm (outer)-RH                     | 1 |
| †40 17796-B | Arm (outer)-LH                     | 1 |
| 23428-S2    | Bolt (outer arm to bar)            | 2 |
| 33802-S8    | Nut (outer arm to bar bolt)        | 2 |
| 34808-S8    | Lockwasher (outer arm to bar)      | 2 |
| 11A 17758   | Bolt (inner arm to bar)            | 2 |
| 33802-S8    | Nut (inner arm to bar bolt)        | 2 |
| 34808-S8    | Lockwasher (inner arm to bar)      | 2 |
| 20527-S2    | Bolt (arm to frame)                | 2 |
| 33846-S8    | Nut (arm to frame bolt)            | 2 |
| 34809-S8    | Lockwasher (arm to frame bolt)     | 2 |
| 20527-S2    | Bolt (inner arm to wheel carrier)  | 2 |
| 33846-S8    | Nut (inner arm to wheel carrier)   | 2 |
| 20413-S7    | Bolt (arm to frame)-end            | 2 |
| 33846-S8    | Nut (arm to frame bolt)-end        | 2 |
| 34809-S8    | Lockwasher (arm to frame bolt)-end | 2 |

|            |  |   |
|------------|--|---|
| †68 17757  | Bar                                    | 1 |
| 40 17787-C | Arm                                    | 2 |
| 23428-S2   | Bolt (arm to bar)-outer                | 2 |
| 33802-S8   | Nut (arm to bar bolt)-outer            | 2 |
| 34808-S8   | Lockwasher (arm to bar bolt)-outer     | 2 |
| 11A 17758  | Bolt (arm to bar)-inner-without guards | 2 |
| 23550-S2   | Bolt (arm to bar)-inner-with guards    | 2 |
| 33846-S8   | Nut (arm to bar bolt)-inner            | 2 |
| 34809-S8   | Nut (arm to bar bolt)-inner            | 2 |
| 24453-S8   | Bolt (arm to frame)                    | 2 |
| 33846-S8   | Nut (arm to frame bolt)                | 2 |
| 34809-S8   | Lockwasher (arm to frame bolt)         | 2 |

† No Longer Supplied