



CHASSIS PARTS CATALOGUE

TRANSMISSION CHART

PART NUMBER	PART NAME	TRANS. SPEEDS	NO. REQ'D	ENGINE		PASS. YEAR 19--	COMM. (LT. TRUCK) YEAR 19--	122" W.B. 3/4 TON YEAR 19--	122" W.B. 1 TON YEAR 19--	TRUCK YEAR 19--
				CYL.	H.P.					
+ 59T 7006	Case assy (transmission)	4	1	All	All		39-47	39-47	39-47	32-47
	24386-S8 Bolt (trans.case to cyl.block)- 5/16"-18 x 1"	3	1	8	90	35-37	35-36			
	20388-S7 Bolt (trans.case to cyl.block)- 3/8"-16 x 1"	3	10	All		32	32			
	20388-S7 Bolt (trans.case to cyl.block)- 3/8"-16 x 1"	All	8	All	All	33-48	33-47	39-47	38-47	32-47
	34847-S8 Lockwasher-3/8"	3	10	All	All	32	32			
	34847-S8 Lockwasher-3/8"	All	8	All	All	33-48	33-47	39-47	38-47	32-47
	24348-S8 Bolt (trans.case)-used to plug hole on right side of 59T-7006 case-3/8"-16 x 3/4"	All	3	All	All		32-47	39-47	38-42	32-47
	34707-S2 Washer flat (trans.case)-3/8"	All	3	All	All		32-47	39-47	38-47	32-47
7HA 7007-C	Plate assy (engine rear)-attaches transmission & flywheel housings to cylinder block	All	1	6	90	47-48	47	47	47	47
	● 7HA 6370 Dowel (engine rear plate to cylinder block)	All	2	6	90	47-48	47	47	47	47
	● 20400-S Bolt (engine rear plate to cylinder block)- 7/16"-14 x 1 1/16"	All	4	6	90	47-48	47	47	47	47
	● 20310-S2 Bolt (engine rear plate to oil pan)-5/16"-18 x 1/2"	All	4	6	90	47-48	47	47	47	47
	● 34808-S8 Lockwasher-7/16"									
74 7012	Plug (transmission case shifter shaft hole)	3	2	8	60	37-39				
ONY 7014	Spacer (engine to transmission)	3	1	4	40		41-42	41-42	41-42	
A 7017-A	Gear (trans.main drive)-16 teeth-spur type- 9.56" long-use with A-7113 for multiple disc clutch	3	1	4		28	28			28
	+A-22420 Washer (trans.main drive gear nut)	3	1	4		28	28			28
	+351150-S Nut (trans.main drive gear)- 7/8"-14	3	1	4		28	28			28
	72071-S Cotter pin (trans.main drive gear nut)-1/8" x 1 1/2"	3	1	4		28	28			28
A 7017-B	Gear (trans.main drive)-16 teeth-spur type- 9 1/2" long-use with A-7113 for single plate clutch	3	1	4		28-31	28-31			28-29
B 7017	Gear (trans.main drive)-16 teeth-helical type- 8.27" long-replaced by 48-7017	3	1	All	All	32-34	32-34			
BB 7017-A	Gear (trans.main drive)-17 teeth-spur type- 7.78" long-use with BB-7113-A (except 8 cyl 1933-34)	4	1	All	All		39-47	39-47	39-47	29-47
BB 7017-B	Gear (trans. main drive)-17 teeth-spur type- 10.31" long-use with BB-7113-A	4	1	8	90					33-34
48 7017	Gear (trans.main drive)-16 teeth-helical type-8.27" long-use with B-7113, 48-7113, 68-7113-A or 51A-7113	3 3 3	1 1 1	4 8 8	 90 100	32-34 32-39 39	32-34 32-39 39			
67 7017	Gear (trans.main drive)-14 teeth-helical type- 8.27" long-use with 67-7113-A	3 3 3	1 1 1	8 8 8	90 100 60	 36-40 37-40	36-40 39-40 39-40	39-40 39-40 38-40	38-40 38-40	
★ 70 7017-A	Gear (trans.main drive)-21 teeth-helical type- 7.14" long-use with 70-7113-B and 70-7105	3	1	All	All		38-42	39-42	38-42	
74 7017	Gear (trans.main drive)-15 teeth-helical type- 7.68" long-use with 74-7112-A, 74-7113-A, 74-7113-C, 74-7113-D	3	1	8	60	37-39				
81A 7017	Gear (trans.main drive)-16 teeth-helical type- 8.25" long-use with 68-7113-A, 51A-7113, 8M-7113- replaced by 8M-7071	3 3 3 3 3	1 1 1 1 1	8 8 8 4 6	90 100 60 40 90	40-42 39-48 40 41 41-48	40-42 39-47 40 41 41-47			

☆ Bus Type Transmission

● 6 Cylinder "H" Series

+ No Longer Supplied

+ When used to replace previous models also use the proper 7501,2-59T-7129-A,3-350273-S,3-34747-S and attaching parts.



CHASSIS PARTS CATALOGUE

TRANSMISSION CHART

PART NUMBER	PART NAME	TRANS. SPEEDS	NO. REQ'D	ENGINE		PASS. YEAR	COMM. (LT. TRUCK) YEAR	122" W.B. 3/4 TON YEAR	122" W.B. 1 TON YEAR	TRUCK YEAR
				CYL.	H.P.					
022A 7017	Gear (trans.main drive)-15 teeth-helical type- 8.20" long-use with 022A-7113-A or 21C-7113	3	1	8	90	40-42	40-42			
		3	1	8	100	39-48	39-47			
		3	1	8	60	40				
		3	1	4	40		41			
		3	1	6	90	41-48	41-47			
11Y 7017	Gear (trans.main drive)-14 teeth-helical type- 8.20" long-use with 67-7113-A	3	1	8	90		41	41-42	41-42	
		3	1	8	100		41	41-47	41-47	
		3	1	6	90		41	41-47	41-47	
		3	1	4	40		41-42	41-42	41-42	
8M 7017	Gear (transmission main drive)-16 teeth-helical type- 8.25" long-use with 68-7113-A, 51A-7113 or 8M-7113	3	1	8	90	40-42	40-42			
		3	1	8	100	39-48	39-47			
		3	1	8	60	40	41			
		3	1	6	90	41-48	41-47			
9N 7020	Tube (oil level indicator)	Refer to 6754								
A 7025	Bearing (trans.main drive gear)-O.D. 3.149" - replaced by B-7025-A or 51A-7025	3	1	4		28-31	28-31			28-29
B-1180	Snap ring (main drive gear bearing to case)	3	1	4		29	29			29
B 7025-A	Bearing (trans.main drive gear)-O.D. 3.149" replaced by 51A-7025 & 51A-7026	3	1	4		28-34	28-34			
		3	1	8	90	32-42	32-42	39-42	38-42	
		3	1	8	100	39-48	39-47	39-47	39-42	
		3	1	6	90	41-48	41-47	41-47	41-42	
		3	1	8	60	40	37-40	39-40	38-40	
3	1	4	40		41-42	41-42	41-42			
BB 7025	Bearing (trans.main drive gear)-O.D. 3.346" -I.D. 1.771"	4	1	All	All		39-47	39-47	39-47	29-47
★ 70 7025	Bearing (trans.main drive gear)-O.D. 3.346"	3	1	All	All		38-42	39-42	38-42	
8A 7025	Bearing (trans.main drive gear)-O.D. 2.834"	3	1	8	60	37-39				
51A 7025	Bearing (trans.main drive gear)-O.D. 3.149"	3	1	4		28-34	28-34			
		3	1	8	90	32-42	32-42	39-42	38-42	
		3	1	8	100	39-48	39-47	39-47	39-42	
		3	1	6	90	41-48	41-47	41-47	41-42	
		3	1	8	60	40	37-40	39-40	38-40	
		3	1	4	40		41-42	41-42	41-42	
B 7026	Snap ring (trans.main drive gear bearing)-I.D. 3 1/64" with 1 1/8" gap-use with B-7025-A- replaced by 51A-7026	3	1	4		32-34	32-34			
		3	1	8	90	32-42	32-42	39-42	38-42	
		3	1	8	100	39-48	39-47	39-47	39-42	
		3	1	6	90	41-48	41-47	41-47	41-42	
		3	1	8	60	40	37-40	39-40	38-40	
		3	1	4	40		41-42	41-42	41-42	
51A 7026	Snap ring (trans.main drive gear bearing)-I.D. 3 1/64" with 13/16" gap-use with 51A-7025 or B-7025-A	3	1	4		32-34	32-34			
		3	1	8	90	32-42	32-42	39-42	38-42	
		3	1	8	100	39-48	39-47	39-47	39-42	
		3	1	6	90	41-48	41-47	41-47	41-42	
		3	1	8	60	40	37-40	39-40	38-40	
3	1	4	40		41-42	41-42	41-42			
8A 7026	Snap ring (transmission main drive gear bearing)- use with 8A 7025	3	1	8	60	37-39				
BB 7030	Snap ring (transmission main drive gear bearing)- O.D. 3 9/16"-use with BB-7025	4	1	All	All		39-47	39-47	39-47	29-47
★ 70 7030	Snap ring (trans.main drive gear bearing)- O.D. 3 1/2"-use with 70-7025	3	1	All	All		38-42	39-42	38-42	
01A 7034	Vent (transmission case)	3	1	8	90	40-42				
		3	1	8	100	40-48				
		3	1	6	90	41-48				
		3	1	8	60	40				

★ Bus Type Transmission



CHASSIS PARTS CATALOGUE

TRANSMISSION CHART

PART NUMBER	PART NAME	TRANS. SPEEDS	NO. REQ'D	ENGINE		PASS. YEAR	COMM. (LT. TRUCK) YEAR	122" W.B. 1/2 TON YEAR	122" W.B. 1 TON YEAR	TRUCK YEAR
				CYL.	H.P.					
B 7038	Gasket set (universal joint)-consists of the following 2- B 4515 Gasket 1- B 4516-A Seal	3	1	4		32-34	32-34			
		3	1	8	90	32-42	32-42	39-42	38-42	
		3	1	8	100	39-48	39-47	39-47	38-42	
		3	1	8	60	37-40	37-40	39-40	38-40	
		3	1	4	40		41-42	41-42	41-42	
BB 7038	Gasket set (universal joint)-consists of the following 2- BB 4509 Gasket 1- BB 4515 Gasket	4	1	4						28-34
		4	1	8	90		39-42	39-42	38-42	32-47
		4	1	8	100		39-47	39-47	38-47	39-47
		4	1	8	60		37-40	39-40	38-40	37-40
		4	1	4	40		41-42	41-42	41-42	
01Y 7039	Kit (universal joint)-formerly was part number 01Y 18397-consists of the following 4- 01Y-7074 Bearing 1- 01Y-7084 Spider 4- 01Y-7096 Snap ring	3	1	4						
		3	1	8	90					
		3	1	8	100					
		3	1	8	60					
		3	1	4	40					
01T 7039	Kit (universal joint)-formerly was part number 01T-18397-consists of the following 4- 01T-7074-B Bearing 1- 01T-7084-B Spider 4- 01T-7096-A Snap ring	4	1	4						
		4	1	8	90		39-42	39-42	38-42	32-47
		4	1	8	100		39-47	39-47	38-47	39-47
		4	1	8	60		37-40	39-40	38-40	37-40
		4	1	4	40		41-42	41-42	41-42	
21C 7039	Kit (universal joint)-formerly was part number 21C-18397-consists of the following 4- 21C-7074 Bearing 1- 21C-7084 Spider 4- 01Y-7096 Snap ring	4	1	4						
		4	1	8	90		39-42	39-42	38-42	32-47
		4	1	8	100		39-47	39-47	38-47	39-47
		4	1	8	60		37-40	39-40	38-40	37-40
		4	1	4	40		41-42	41-42	41-42	
B 7040	Baffle(trans.main drive gear bearing oil)-2 7/8"O.D.	3	1	4		28-34	28-34			28-29
		3	1	8	90	32-42	32-42	39-42	38-42	
		3	1	8	100	39-48	39-47	39-47	39-42	
		3	1	6	90	41-48	41-47	41-47	41-42	
		3	1	8	60	40	37-40	39-40	38-40	
74 7040	Baffle(trans.main drive gear bearing oil)-2.62"O.D.	3	1	8	60	37-39				
		3	1	4		28	28			28
		4	1	All	All		39-47	39-47	39-47	29-47
		3	1	All	All		38-42	39-42	38-42	
		3	1	4		28	28			28
A 7043	Thrower (trans.main drive gear bearing oil)-used with multiple disc clutch	3	1	4		28	28			28
BB 7043	Baffle (trans.main drive gear bearing oil)	4	1	All	All		39-47	39-47	39-47	29-47
☆ 70 7043	Baffle (trans.main drive gear bearing oil)	3	1	All	All		38-42	39-42	38-42	
A 7045-A	Snap ring (trans.main drive gear bearing)-1.43" I.D.-used with multiple disc clutch	3	1	4		28	28			28
A 7045-A	Snap ring (clutch thrust bearing)-1.43" I.D.	Refer to 7580 Group								
A 7045-B	Snap ring (trans.main drive gear bearing)-1.56" I.D.-used with single disc clutch	3	1	4		28-31	28-31			28-29
BB 7045	Snap ring (trans.main drive gear bearing)-1.65" I.D.-1/16" thick	4	1	All	All		39-47	39-47	39-47	29-47
☆ 70 7045	Snap ring (trans.main drive gear bearing)-1.65" I.D.-1/8" thick	3	1	All	All		38-42	39-42	38-42	
A 7046	Snap ring (trans.main drive gear bearing)-3.14" O.D.-used with multiple disc clutch	3	1	4		28	28			28
†A 7047	Retainer (trans.main drive bearing)-used with multiple disc clutch	3	1	4		28	28			28
A 7050	Retainer (trans.main drive gear bearing)	3	1	4		28-31	28-31			28-29
B 7050	Retainer (trans.main drive gear bearing)-replaced by 78-7050	3	1	4		32-34	32-34			
		3	1	8	90	32-36	32-36			
BB 7050-A	Retainer (trans.main drive gear bearing)-replaced by 51-7050-A or B	4	1	4						29-34
		4	1	8	90					32
BB 7050-B	Retainer (trans. main drive gear bearing)-5.96" long	4	1	8	90					33-34
51 7050-A	Retainer (trans.main drive gear bearing)	4	1	All	All		39-47	39-47	39-47	35-47
51 7050-B	Retainer (trans.main drive gear bearing)	4	1	All	All		39-47	39-47	39-47	35-47
☆ 70 7050	Retainer (trans. main drive gear bearing)	3	1	All	All		38-42	39-42	38-42	
74 7050	Retainer (trans. main drive gear bearing)	3	1	8	60	37-39				

☆ Bus Type Transmission

† No Longer Supplied



CHASSIS PARTS CATALOGUE

TRANSMISSION CHART

PART NUMBER	PART NAME	TRANS. SPEEDS	NO. REQ'D	ENGINE		PASS. YEAR	COMM. (LT. TRUCK) YEAR	122" W.B. 1/2 TON YEAR	122" W.B. 1 TON YEAR	TRUCK YEAR
				CYL.	H.P.					
78 7050	Retainer (trans. main drive gear bearing)	3	1	8	60	40	37-40	39-40	38-40	
		3	1	8	90	32-42	32-42	39-42	38-42	
		3	1	8	100	39-48	39-47	39-47	39-42	
		3	1	6	90	41-48	41-47	41-47	41-42	
		3	1	4	40		41-42	41-42	41-42	
		3	1	4		32-34	32-34			
24346-S7	Bolt (trans. main drive gear brg. retainer to trans. case)-5/16"-18 x 3/4"	4	4	All	All		39-47	39-47	39-47	29-47
		☆3	4	All	All		38-42	39-42	38-42	
24366-S8	Bolt (trans. main drive gear brg. retainer to trans. case)-5/16"-18 x 7/8"	3	4	All	All	28-48	28-47	39-47	39-42	28-29
34846-S2	Lockwasher (main drive gear brg. retainer to trans. case)-5/16"	All	4	All	All	28-48	28-47	39-47	38-47	28-47
		☆3	4	All	All		38-42	39-42	38-42	
A 7051	Gasket (trans. main drive gear bearing retainer)	3	1	4		28-31	28-31			28-29
B 7051	Gasket (trans. main drive gear bearing retainer)-replaced by 78-7051	3	1	4		32-34	32-34			
		3	1	8	90	32-36	32-36			
BB 7051	Gasket (trans. main drive gear bearing retainer)	4	1	All	All		39-47	39-47	39-47	29-47
☆ 70 7051	Gasket (trans. main drive gear bearing retainer)	3	1	All	All		38-42	39-42	38-42	
74 7051	Gasket (trans. main drive gear bearing retainer)	3	1	8	60	37-39				
78 7051	Gasket (trans. main drive gear bearing retainer)	3	1	8	60	40	37-40	39-40	38-40	
		3	1	8	90	32-42	32-42	39-42	38-42	
		3	1	8	100	39-48	39-47	39-47	39-42	
		3	1	6	90	41-48	41-47	41-47	41-42	
		3	1	4		32-34	32-34			
		3	1	4	40		41-42	41-42	41-42	
+ 40 7052	Retainer (main drive gear grease)	3	1	4		32-34	32-34			
		3	1	8	90	32-36	32-36			
74 7052	Oil seal (trans. main drive gear bearing retainer)	3	1	8	60	37-39				
78 7052	Oil seal (trans. main drive gear bearing retainer)	3	1	8	60	40	37-40	39-40	38-40	
		3	1	8	90	32-42	32-42	39-41	38-41	
		3	1	8	100	39-48	39-41	39-41	39-41	
		3	1	6	90	41-48	41	41	41	
		3	1	4		32-34	32-34			
		3	1	4	40		41	41	41	
21C 7052	Oil seal (trans. main shaft retainer)-use with 21C-7061 or 59C-7061	3	1	8	100		42-47	42-47	42	
		3	1	6	90		42-47	42-47	42	
		3	1	6	90		42-47	42	42	
		3	1	4	40		42	42	42	
		3	1	8	90		42	42	42	
81A 7059	Snap ring (trans. main shaft synchronizer)-thin-use with 81A-7124-A or 01A-7124-A or 51A-7124	3	1	8	60	40	37-40	39-40	38-40	
		3	1	8	90	40-42	36-42	39-42	38-42	
		3	1	8	100	39-48	39-47	39-47	39-42	
		3	1	6	90	41-48	41-47	41-47	41-42	
		3	1	4	40		41-42	41-42	41-42	
A 7060	Shaft & collar assy (trans. main)-8 9/16" long-6 straight splines-used with A-7017-A or B, A-7100 & A-7101	3	1	4		28-31	28-31			28-29
● B 7061	Shaft (trans. main)-9.93" long-6 straight splines use with B-7017, B-7100, B-7103, B-7106 & B-7108 for 1932-34; 48-7017, B-7100, B-7103, 48-7106 & B-7108 for 1935; 67-7017, 67-7100-A or B, B-7103, 48-7106 & B-7108 for 1936-40	3	1	4		32-34	32-34			
		3	1	8	90	32-35	32-40	39-40	38-40	
		3	1	8	100		39-40	39-40	39-40	
		3	1	8	60		37-40	39-40	38-40	
BB 7061	Shaft (trans. main)-10.14" long-6 straight splines-use with BB-7100 and BB-7101	4	1	All	All		39-47	39-47	39-47	29-40
68 7061-A	Shaft (trans. main)-9.90" long-6 helical splines and 6 straight splines-use 48-7017, 68 7100-A, B-7103, 48-7106, B-7108	3	1	8	90	36	36			

☆ Bus Type Transmission

† No Longer Supplied

● When used in conjunction with B-7017 use B-7106. When used in conjunction with 48-7017 use 48-7106.



CHASSIS PARTS CATALOGUE

TRANSMISSION CHART

PART NUMBER	PART NAME	TRANS. SPEEDS	NO. REQ'D	ENGINE		PASS. YEAR 19--	COMM. (LT. TRUCK) YEAR 19--	122" W.B. X TON YEAR 19--	122" W.B. 1 TON YEAR 19--	TRUCK YEAR 19--
				CYL.	H.P.					
68 7061-B	Shaft (trans. main)-9.90" long-16 helical splines and 6 straight splines-use with 48-7017, 01A-7100, B-7103, 48-7106 & B-7108 for 60 & 90 HP 81A-7017, 01A 7100, 81A-7102 & 81A-7124 for 100 HP	3	1	8	90	36-39	36-39			
		3	1	8	60		37-39	39	39	
		3	1	8	100		39			
☆ 70 7061-B	Shaft (trans. main)-10.175" long-10 straight splines -use with 70-7100-B, 70-7017-A, 70-7102 & 70-7105	3	1	All	All		38-42	39-42	38-42	
74 7061-A	Shaft (trans. main)-8.65" long-6 straight splines -use with 74-7100-A, 74-7106-B, 74-7108, 74-7103-B & 74-7017	3	1	8	60	37				
74 7061-B	Shaft (trans. main)-8.65"-long-14 helical splines -use with 74-7100-B, 74-7106-B, 74-7108, 74-7103-B & 74-7017	3	1	8	60	37-39				
81A 7061	Shaft (trans. main)-9.90" long-16 helical splines-use with 81A-7017, 01A-7100, 81A-7102, & 81A-7124 or 81A-7017, 21C-7100, 81A-7102, & 81A-7124 or 022A-7017, 01A-7100, 81A-7102, & 01A-7124 or 022A-7017, 21C-7100, 81A-7102, & 01A-7124 or 81A-7017, 01A-7100, 81A-7102 & 01A-7124 or 81A-7017, 01A-7100, 51A-7102 & 51A-7124 or 81A-7017, 21C-7100, 81A-7102 & 01A-7124 or 022A-7017, 21C-7100, 81A-7102 & 81A-7124 -replaced by 51A-7061	3	1	8	90	40-42	40-41			
		3	1	8	100	39-48	39-41			
		3	1	6	90	41-48	41			
		3	1	4	40		41			
01T 7061-A	Shaft (trans. main)-12.74" long-with undercut splines-used with BB-7017-A, BB-7100 & BB-7101	4	1	All	All					40-47
		4	1	All	All					40-47
		4	1	All	All					40-47
11Y 7061	Shaft (trans. main)-9.90" long-16 straight splines-used with 11Y-7017, 11Y-7100, 81A-7102 & 01A-7124 or 51A-7124	3	1	8	90		41	41-42	41-42	
		3	1	8	100		41	41-47	41-42	
		3	1	4	40		41	41	41	
		3	1	6	90		41	41-47	41-42	
21C 7061-A	Shaft (trans. main)-3.114 to 1 ratio-12.92" long-16 helical splines & 16 straight splines-used with 022A-7017, 21C-7100, 81A-7102 & 01A-7124 or 022A-7017, 21C-7100, 81A-7102 & 51A-7124 or 81A-7017, 21C-7100, 81A-7102 & 01A-7124 or 81A-7017, 21C-7100, 81A-7102 & 51A-7124-replaced by 59C-7061	3	1	8	90		42			
		3	1	8	100		42-47			
		3	1	6	90		42-47			
21C 7061-B	Shaft (trans. main)-3.534 to 1 ratio-12.92" long -16 helical splines & 16 straight splines-used with 11Y-7100, 01A-7124-A or 51A-7124, 81A-7102 & 11Y-7017	3	1	4	40		42	42	42	
+ 51A 7061	Shaft (trans. main)-9.90" long-16 helical splines-use with 81A-7017, 01A-7100, 81A-7102 & 81A-7124 or 81A-7017, 21C-7100, 81A-7102, 81A-7124 or 81A-7017, 01A-7100, 81A-7102 & 01A-7124 or 81A-7017, 01A-7100, 51A-7102 & 51A-7124 or 81A-7017, 21C-7100, 81A-7102 & 01A-7124 or 022A-7017, 01A-7100, 81A-7102 & 01A-7124, or 022A-7017, 21C-7100, 81A-7102 & 01A-7124 or 022A-7017, 21C-7100, 81A-7102 & 81A-7124	3	1	8	90	40-42	40-41			
		3	1	8	100	39-48	39-41			
		3	1	6	90	41-48	41			
		3	1	4	40		41			
+ 59C 7061	Shaft (trans. main)-12.92" long-16 helical & 16 straight splines-use with 022A-7017, 21C-7100, 81A-7102 & 01A-7124 or 022A-7017, 21C-7100, 81A-7102 & 51A-7124 or 81A-7017, 21C-7100, 81A-7102 & 01A-7124 or 81A-7017, 21C-7100, 81A-7102 & 51A-7124 or 81A-7017, 21C-7100, 81A-7102 & 51A-7124	3	1	8	90		42			
		3	1	8	100		42-47			
		3	1	6	90		42-47			

☆ Bus Type Transmission

+ 81A-7071 washer and 81A-7073 pin are not to be used with 51A-7061 or 59C-7061 shafts.



CHASSIS PARTS CATALOGUE

TRANSMISSION CHART

PART NUMBER	PART NAME	TRANS. SPEEDS	NO. REQ'D	ENGINE		PASS. YEAR 18-	COMM. (LT. TRUCK) YEAR 18-	122" W.B. 1/2 TON YEAR 18-	122" W.B. 1 TON YEAR 18-	TRUCK YEAR 18-
				CYL.	H.P.					
BB 7062	Washer (trans. main shaft ball bearing thrust)	4	1	All	All		39-47	39-47	39-47	29-47
B 7063	Spacer (trans. main shaft pilot bearing)-I.D. .74"	3	1	4		28-34	28-34			28-29
		3	1	8	60	40	37-40	39-40	38-40	
		3	1	8	90	32-42	32-42	39-42	38-42	
		3	1	8	100	39-48	39-47	39-47	39-42	
		3	1	6	90	41-48	41-47	41-47	41-42	
3	1	4	40		41-42	41-42	41-42			
BB 7063	Spacer (trans. main shaft pilot bearing)-I.D. .81"	4	1	All	All		39-47	39-47	39-47	29-47
★70 7063	Snap ring (trans. main shaft pilot bearing)-O.D. 1.29"	3	1	All	All		38-42	39-42	38-42	
74 7063	Spacer (trans. main shaft pilot bearing)-I.D. .62"	3	1	8	60	37-39				
B 7064	Snap ring (trans. main drive gear ball bearing to shaft)-I.D. 1.43"	3	1	4		32-34	32-34			
		3	1	8	60	40	37-40	39-40	38-40	
		3	1	8	90	32-42	32-42	39-42	38-42	
		3	1	8	100	39-48	39-47	39-47	39-42	
		3	1	6	90	41-48	41-47	41-47	41-42	
3	1	4	40		41-42	41-42	41-42			
BB 7064	Snap ring (trans. main shaft)-I.D. 1.20"	4	1	All	All		39-47	39-42	39-47	29-42
74 7064	Snap ring (trans. main drive gear bearing to shaft)-I.D. 1 1/4"	3	1	8	60	37-39				
A 7065	Bearing (trans. main shaft ball)-replaced by B-7065 or 51A-7065	3	1	4		28-31	28-31			28-29
B 7065	Bearing (trans. main shaft ball)-I.D. 1.18"-O.D. 2.83"-thick .745"-replaced by 51A-7065	3	1	4		28-34	28-34			
		3	1	8	60	40	37-40	39-40	38-40	
		3	1	8	90	32-42	32-42	39-42	38-42	
		3	1	8	100	39-48	39-47	39-47	39-42	
		3	1	6	90	41-48	41-47	41-47	41-42	
3	1	4	40		41-42	41-42	41-42			
BB 7065	Bearing (trans. main shaft ball)-I.D. 1.37"-O.D. 3.14"-thick .82"	4	1	All	All		39-47	39-47	39-47	29-47
★3		3	1	All	All		38-42	39-42	38-42	
74 7065	Bearing (trans. main shaft ball)-I.D. .98"-O.D. 2.44"-thick .66"	3	1	8	60	37-39				
51A 7065	Bearing (trans. main shaft ball)-I.D. 1.18"-O.D. 2.70"-thick .745"-use with 51A-7070 snap ring	3	1	4		28-34	28-34			
		3	1	8	60	40	37-40	39-40	38-40	
		3	1	8	90	32-42	32-42	39-42	38-42	
		3	1	8	100	39-48	39-47	39-47	39-42	
		3	1	6	90	41-48	41-47	41-47	41-42	
3	1	4	40		41-42	41-42	41-42			
B 7069	Washer (trans. main shaft intermediate gear thrust)-front-O.D. 1.75"-use with B-7103	3	1	4		32-34	32-34			
		3	1	8	60		37-40	39-40	38-40	
		3	1	8	90	32-39	32-42	39-42	38-42	
		3	1	8	100		39-47	39-47	39-42	
		3	1	6	90		41-47	41-47	41-42	
★70 7069	Washer (trans. main shaft intermediate gear thrust)-front-O.D. 1.94"	3	1	All	All		38-42	39-42	38-42	
74 7069	Washer (trans. main shaft intermediate gear thrust)-front-O.D. 1.54"	3	1	8	60	37-39				
81A 7069-A	Spacer (trans. intermediate and high clutch hub)-.0630"-.0655" thick-O.D. 1.81"-use with 81A 7102	3	1	8	90	40-42	36-42	39-42	39-42	
		3	1	8	100	39-48	39-47	39-47	39-42	
		3	1	8	60	40	37-40	39-40	38-40	
		3	1	6	90	41-48	41-47	41-47	41-42	
		3	1	4	40		41-42	41-42	41-42	

★ Bus Type Transmission



CHASSIS PARTS CATALOGUE

TRANSMISSION CHART

PART NUMBER	PART NAME	TRANS. SPEEDS	NO. REQ'D	ENGINE		PASS. YEAR 19--	COMM. (LT. TRUCK) YEAR 19--	122" W.B. 1/2 TON YEAR 19--	122" W.B. 1 TON YEAR 19--	TRUCK YEAR 19--
				CYL.	H.P.					
81A 7069-B	Spacer (trans. intermediate and high clutch hub) - .068"-.071" thick-O.D. 1.81"	3	1	8	90	40-42	36-42	39-42	39-42	
		3	1	8	100	39-48	39-47	39-47	39-42	
		3	1	8	60	40	37-40	39-40	38-40	
		3	1	6	90	41-48	41-47	41-47	41-42	
A 7070	Snap ring (trans. main shaft ball bearing retainer) - O.D. 1.54"	3	1	4		29-31	29-31			29
		3	1	4	40		41-42	41-42	41-42	
B 7070	Snap ring (trans. main shaft ball bearing retainer) - I.D. 2 11/16" - use with B-7065-A - replaced by 51A-7070	3	1	4		32-34	32-34			
		3	1	8	60	40	37-40	39-40	38-40	
		3	1	8	90	32-42	32-42	39-42	38-42	
		3	1	8	100	39-48	39-47	39-47	39-42	
		3	1	6	90	41-48	41-47	41-47	41-42	
B 7070	Snap ring (trans. main drive gear ball bearing retainer) - I.D. 2 11/16" - use with B-7065-A - replaced by 51A-7070	3	1	8	60	37-39				
		3	1	4	40		41-42	41-42	41-42	
BB 7070	Snap ring (trans. main shaft ball bearing retainer) - O.D. 3 3/8" - use with BB-7065	4	1	All	All		39-47	39-47	39-47	29-47
		★3	1	All	All		38-42	39-42	38-42	
74 7070	Snap ring (trans. main shaft ball bearing retainer) - I.D. 2.33"	3	1	8	60	37-39				
51A 7070	Snap ring (trans. main shaft ball bearing retainer) - I.D. 2.68" - use with 51A-7065 bearing	3	1	4		32-34	32-34			
		3	1	8	60	40	37-40	39-40	38-40	
		3	1	8	90	32-42	32-42	39-42	38-42	
		3	1	8	100	39-48	39-47	39-47	39-42	
		3	1	6	90	41-48	41-47	41-47	41-42	
B 7071	Washer (trans. main shaft intermediate gear thrust) - rear - replaced by 68-7071	3	1	4		32-34	32-34			
		3	1	8	90	32-35	32-35			
68 7071	Washer (trans. main shaft intermediate gear thrust) - rear - 3/16" thick - 2" O.D. - has 6 slots - use with B-7103	3	1	8	60		37-40	39-40	38-40	
		3	1	8	90	32-39	32-42	39-42	38-42	
		3	1	8	100		39-47	39-47	39-42	
		3	1	6	90		41-47	41-47	41-42	
		3	1	4	40		41-42	41-42	41-42	
		3	1	4		32-34	32-34			
74 7071-A	Washer (trans. main shaft intermediate gear thrust) - replaced by 74-7071-B	3	1	8	60	37				
74 7071-B	Washer (trans. main shaft intermediate gear thrust) - rear - 9/64" thick - 2" O.D.	3	1	8	60	37-39				
* 81A 7071	Washer (trans. main shaft intermediate gear thrust) - rear - 3/16" thick - 2" O.D. - has 8 slots - use with 81A 7102	3	1	8	90	40-42	36-42	39-42	39-42	
		3	1	8	100	39-48	39-47	39-47	39-42	
		3	1	8	60	40	37-40	39-40	38-40	
		3	1	6	90	41-48	41-47	41-47	41-42	
		3	1	4	40		41-42	41-42	41-42	
B 7072	Spring (trans. main shaft intermediate gear thrust washer plunger)	3	1	4		32-34	32-34			
		3	1	8	90	32-39	32-42	39-42	38-42	
		3	1	8	100		39-47	39-47	39-42	
		3	1	8	60	37-39	37-40	39-40	38-40	
		3	1	6	90		41-47	41-47	41-42	
		3	1	4	40		41-42	41-42	41-42	
★3	1	All	All		38-42	39-42	38-42			

★ Bus Type Transmission * 81A-7071 washer and 81A-7073 pin are not to be used with 51A-7061 or 59C-7061 shafts.



CHASSIS PARTS CATALOGUE

TRANSMISSION CHART

PART NUMBER	PART NAME	TRANS. SPEEDS	NO. REQ'D	ENGINE		PASS. YEAR 19--	COMM. (LT. TRUCK) YEAR 19--	122" W.B. 3/4 TON YEAR 19--	122" W.B. 1 TON YEAR 19--	TRUCK YEAR 19--
				CYL.	H.P.					
B 7073	Plunger (trans.main shaft intermediate gear thrust washer)-use with B-7103	3	1	4		32-34	32-34			
		3	1	8	90	32-39	32-42	39-42	38-42	
		3	1	8	100		39-47	39-47	39-42	
		3	1	8	60		37-40	39-40	38-40	
		3	1	6	90		41-47	41-47	41-42	
		3	1	4	40		41-42	41-42	41-42	
		☆3	1	All	All		38-42	39-42	38-42	
74 7073	Plunger (trans.main shaft intermediate gear thrust washer)	3	1	8	60	37-39				
+ 81A 7073	Pin (trans.main shaft intermediate gear thrust washer retaining)-.44" long-use with 81A-7102	3	1	8	90	40-42	36-42	39-42	39-42	
		3	1	8	100	39-48	39-47	39-47	39-42	
		3	1	8	60	40	37-40	39-40	38-40	
		3	1	6	90	41-48	41-47	41-47	41-42	
		3	1	4	40		41-42	41-42	41-42	
01T 7074-A	Bearing (universal joint)-replaced by 01T-7039	4	12	All	All					40-41
01T 7074-B	Bearing (universal joint)-replaced by 01T-7039	4	8or 12	All	All					40-47
01Y 7074	Bearing (universal joint)-replaced by 01Y-7039	4	8or 12	All	All		40-47	40-47	40-47	
21C 7074	Bearing (universal joint)-replaced by 21C-7039	3	8	All	All		42-47			
01T 7075-A	Valve assy (universal joint spider relief)-replaced by 01T-7075-B	4	3	All	All					40-47
01T 7075-B	Valve assy (universal joint spider relief)	4	3	All	All					40-47
01T 7077	Cap (universal joint knuckle dust)	4	1	All	All					40-47
01Y 7077	Cap (universal joint knuckle dust)	4	1	All	All		40-47	40-47	40-47	40-47
	351566-S Washer (universal joint knuckle dust cap split)	4	1	All	All					40-47
	351567-S Washer (universal joint knuckle dust cap split)	4	1	All	All		40-47	40-47	40-47	
01T 7078-A	Grease seal (universal joint spider)-.75" I.D.-1.01" O.D.-.16" thick	4	8or 12	All	All		40-47	40-47	40-47	40-41
01T 7078-B	Grease seal (universal joint spider)-.87" I.D.-1.11" O.D.-.19" thick	4	8or 12	All	All					41-47
A 7080-A	Baffle (trans.main shaft ball bearing oil)-1.19" I.D.-2.43" O.D.-replaced by A-7080-B	3	1	4		28-29	28-29			28-29
+A 7080-B	Baffle (trans.main shaft ball bearing oil)-1.19" I.D.-2.56" O.D.	3	1	4		29-31	29-31			29
B 7080	Baffle (trans.main shaft ball bearing oil)	3	1	4		32-34	32-34			
		3	1	8	90	32-35	32-35			
68 7080	Baffle (trans.main shaft ball bearing oil)	3	1	8	90	36-42	36-42	39-42	38-42	
		3	1	8	100	39-48	39-47	39-47	39-42	
		3	1	8	60	40	37-40	39-40	38-40	
		3	1	6	90	41-48	41-47	41-47	41-42	
		3	1	4	40		41-42	41-42	41-42	
70 7080	Baffle (trans.main shaft ball bearing oil)	4	1	All	All		39-47	39-47	39-47	29-47
		☆3	1	All	All		38-42	39-42	38-42	
74 7080-A	Baffle (trans.main shaft ball bearing oil)-use with spur type gear trans.	3	1	8	60	37				
74 7080-B	Baffle (trans.main shaft ball bearing oil)-use with helical type gear trans.	3	1	8	60	37-39				
59C 7080	Spacer (trans.main shaft ball bearing)-1.72" O.D.-1.84" I.D.-use when 68-7080 baffle is not used	3	1	4	40		41-42	41-42	41-42	
		3	1	8	90		42	42	42	
		3	1	8	100		42-47	42-47	42	
		3	1	6	90		42-47	42-47	42	

☆ Bus Type Transmission

+ No Longer Supplied

+ 81A-7071 washer and 81A-7073 pin are not to be used with 51A-7061 or 59C-7061 shafts.



CHASSIS PARTS CATALOGUE

TRANSMISSION CHART

PART NUMBER	PART NAME	TRANS. SPEEDS	No. REQ'D	ENGINE		PASS. YEAR 19-	COMM. (LT. TRUCK) YEAR 19-	122" W.B. 1/2 TON YEAR 19-	122" W.B. 1 TON YEAR 19-	TRUCK YEAR 19-
				CYL.	H.P.					
51 7081	Roller (universal joint bearing)	4	As Req'd	All	All					35-39
01T 7083-A	Retainer (universal joint spider grease seal) - .78" I.D.-1.03" O.D. -replaced by 09B-7083	4	8or 12	All	All					40-41
01T 7083-B	Retainer (universal joint spider grease seal) - .80" I.D.-1.15" O.D.	4	8or 12	All	All					41-47
01Y 7083	Retainer (universal joint spider grease seal) - .69" I.D.-1.04" O.D.	4		8	60			40	40	
		4		8	90		41-42	40-42	40-42	
		4		8	100		41-47	40-47	40-47	
		4		6	90		41-47	41-47	41-47	
		4		4	40		41-42	41-42	41-42	
09B 7083	Retainer (universal joint grease seal)-steel-cup shaped-1.03" O.D.-.78" I.D.	4	8or 12	All	All					40-41
AA 7084	Spider, bushing & ring assy (universal joint)	4	1	4						31
B 7084	Spider, bushing & ring assy (universal joint)	3	1	4		28-34	28-34			28-29
		3	1	8	90	32-42	32-42			
		3	1	8	60	40	37-40	39-40	38-40	
		3	1	8	100	39-48	39-47	39-47	39-42	
		3	1	6	90	41-48	41-47	41-47	41-42	
		3	1	4	40		41-42	41-42	41-42	
BB 7084	Spider, bushing & ring assy (universal joint)	4	2	All	All					32-34
01T 7084-A	Spider, bushing & ring assy (universal joint)-replaced by 01T-7039	4		All	All					40-41
01T 7084-B	Spider, bushing & ring assy (universal joint)-replaced by 01T-7039	4	3	All	All					41-47
01Y 7084	Spider, bushing & ring assy (universal joint)-replaced by 01Y-7039	4		8	90		40-42	41-42	41-42	
		4		8	60		40	40	40	
		4		8	100		40-47	40-47	40-47	
		4		6	90		41-47	41-47	41-47	
		4		4	40		41-42	41-42	41-42	
	353036-S7 Fitting (universal joint spider lubricator)	4		8	90		40-42	41-42	41-42	
		4		8	60		40	40	40	
		4		8	100		40-47	40-47	40-47	
		4		6	90		41-47	41-47	41-47	
		4		4	40		41-42	41-42	41-42	
2NC 7084	Spider, bushing & ring assy (universal joint)-replaced by 21C-7039	3		8	90		42			
		3		8	100		42			
		3		6	90		42			
		3		4	40		42			
A 7085-A	Retainer (trans.main shaft bearing)-bolt holes equally spaced-replaced by 1 A-7085-B, 1 A-4513-B, 1 A-4520-B	3	1	4		28	28			28
A 7085-B	Retainer (trans.main shaft bearing)-bolt holes unequally spaced	3	1	4		28-31	28-31			28-29
A 7085-E	Retainer (trans.main shaft bearing)-used when replacing 3 speed transmission with 4 speed	4	1	8						28-29



CHASSIS PARTS CATALOGUE

TRANSMISSION CHART

PART NUMBER	PART NAME	TRANS. SPEEDS	No. REQ'D	ENGINE		PASS. YEAR 18-	COMM. (LT. TRUCK) YEAR 18-	122" W.B. X TON YEAR 18-	122" W.B. 1 TON YEAR 18-	TRUCK YEAR 18-
				CYL.	H.P.					
AA 7085-A	Retainer (trans.main shaft bearing)	4	1	8						28-31
+AA 7085-B	Retainer (trans.main shaft bearing)	4	1	4						31
B 7085-B	Retainer (trans.main shaft bearing)	3	1	4		32-34	32-34			
		3	1	8	90	32-36	32-36			
#BB 7085	Retainer (trans.main shaft bearing)	4	1	All	All					32-39
#74 7085-D	Retainer (trans.main shaft bearing)	3	1	8	60	37-39				
#78 7085-A	Retainer (trans.main shaft bearing & rear engine support)	3	1	8	90	36				
#78 7085-B	Retainer (trans.main shaft bearing)	3	1	8	90	37-40	37-41			
		3	1	8	60	40				
		3	1	4	40		41			
		3	1	6	90		41			
		3	1	8	100		39-41			
#81C 7085	Retainer (trans.main shaft bearing)	4	1	All	All		38-41			
#82Y 7085	Retainer (trans.main shaft bearing)	3	1	All	All			39	38-39	
#81W 7085	Retainer (trans.main shaft bearing)	4	1	All	All					38-39
#99A 7085	Retainer (trans.main shaft bearing)	3	1	8	90	41				
		3	1	8	100	41				
		3	1	4	40		41			
		3	1	6	90	41-42				
#01D 7085	Retainer (trans.main shaft bearing)	3	1	All	All			40-47		
#01T 7085	Retainer (trans.main shaft bearing)	4	1	All	All					40-47
*01Y 7085	Retainer (trans.main shaft bearing)	3	1	All	All		38-42	39-42	38-42	
#01Y 7085-A	Retainer (trans.main shaft bearing)	4	1	All	All			40-47	40-47	
#21A 7085	Retainer (trans.main shaft bearing)	3	1	8	90	42				
		3	1	8	100	42-48				
		3	1	6	90	42-48				
#21C 7085-A	Retainer (trans.main shaft bearing)	3	1	All	All		42-47			
#21C 7085-B	Retainer (trans.main shaft bearing)	3	1	All	All		42-47			
	01T 4813-A Oil seal (trans.main shaft bearing retainer)	4	1	All	All		41-47	41-47	41-47	40-47
	22631-S Bolt (trans.main shaft bearing retainer to trans.case)-7/16"-20 x 1"	3	4	4		28-31	28-31			28-29
	34808-S2 Lockwasher (trans.main shaft bearing retainer to trans.case bolt)-7/16"	3	4	4		28-31	28-31			28-29
	24346-S7 Bolt (main shaft ball bearing retainer)-5/16"-18 x 3/4"	4	6	4						29-31
	34846-S2 Lockwasher (main shaft ball bearing retainer bolt)-5/16"	4	6	4						29-31
	350609-S Bolt (main shaft ball bearing to trans.case)-7/16"-20 x 1 5/8"	3	4	4		28-31	28-31			28-29
	34808-S2 Lockwasher (main shaft ball bearing to trans.case bolt)-7/16"	3	4	4		28-31	28-31			28-29
	353027-AS7 Fitting-lubricator (main shaft ball bearing retainer)-1/8" straight	3	1	4		28-31	28-31			28-29
	22518-S Bolt (main shaft ball bearing retainer)-3/8"-16 x 1"	3	6	All	All	32-48	32-47	39-47	38-42	
	34847-S8 Lockwasher (main shaft ball bearing retainer bolt)-3/8"	3	6	All	All	32-48	32-47	39-47	38-42	

Refer to Engine Rear Support Group % Sedan Delivery + C.O.E. ☆ Bus Type Transmission
 † No Longer Supplied



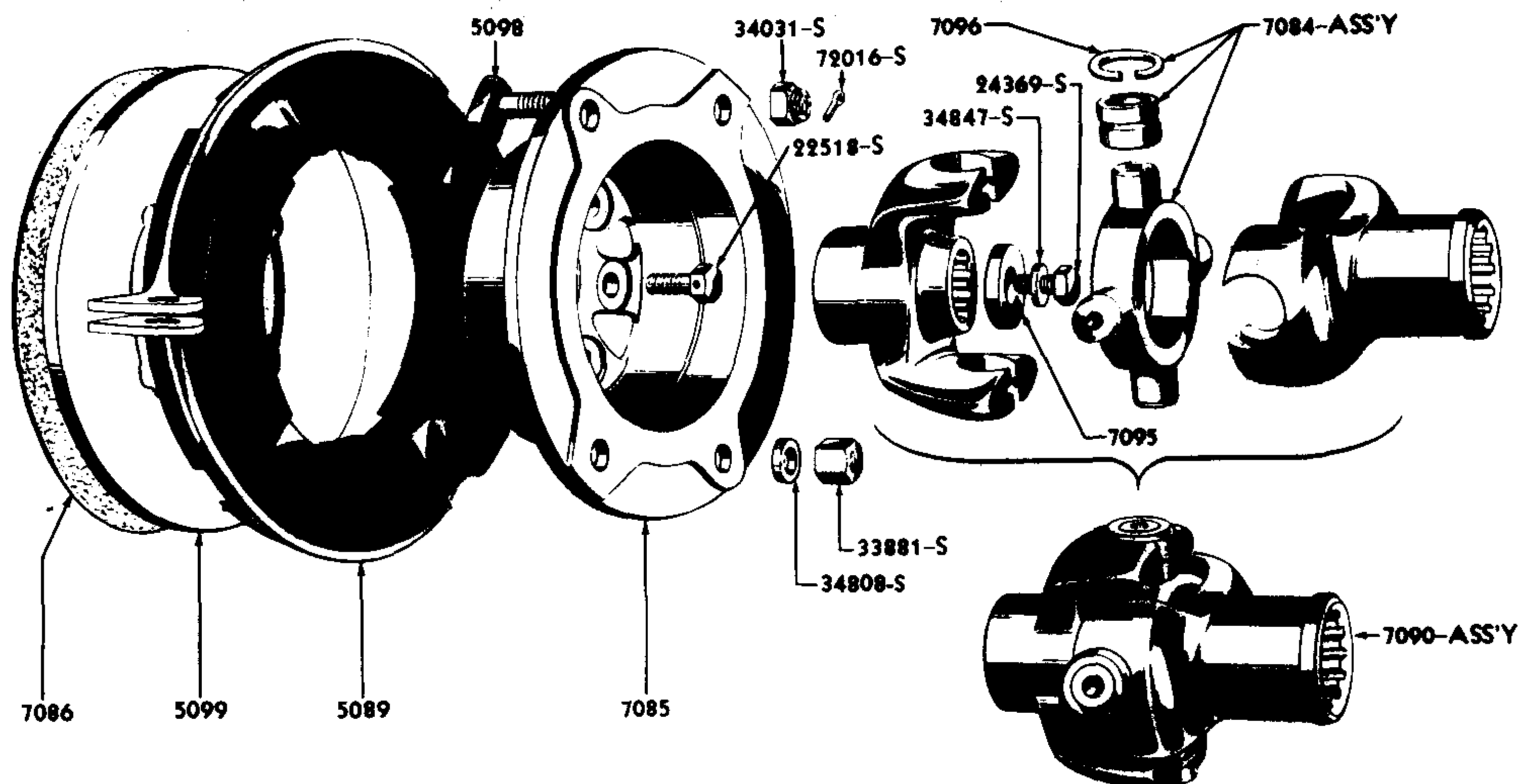
CHASSIS PARTS CATALOGUE

TRANSMISSION CHART

PART NUMBER	PART NAME	TRANS. SPEEDS	No. REQ'D	ENGINE		PASS. YEAR 19-	COMM. (LT. TRUCK) YEAR 19-	122" W.B. 3/4 TON YEAR 19-	122" W.B. 1 TON YEAR 19-	TRUCK YEAR 19-
				CYL.	H.P.					
A 7086	Gasket (trans.main shaft bearing retainer)	3	1	4		28-31	28-31			28-29
AA 7086	Gasket (trans.main shaft bearing retainer)	4	1	4						31
AA 7086	Gasket (coupling shaft)	Refer to 4810 Coupling Shaft Group								
B 7086	Gasket (trans.main shaft bearing retainer)	3	1	4		32-34	32-34			
		3	1	8	90	32-42	32-42	39-42	38-42	
		3	1	8	60	40	37-40	39-40	38-40	
		3	1	8	100	39-48	39-47	39-47	39-42	
		3	1	6	90	41-48	41-47	41-47	41-42	
		3	1	4	40		41-42	41-42	41-42	
		★3	1	All	All		38-42	39-42	38-42	
BB 7086	Gasket (trans.main shaft bearing retainer)	4	1	All	All		38-40	39-40	38-40	32-39
74 7086	Gasket (trans.main shaft bearing retainer)	3	1	8	60	37-39				
01T 7086	Gasket (trans.main shaft bearing retainer)	4	1	All	All		41-47	41-47	41-47	40-47
51 7087	Spider assy (universal joint)-use with 51-7088 and 51-7090	4	2	All	All					35-39
		4		8	90			40	40	
		4		8	100			40	40	
AA 7088	Joint assy (universal)-front	4	1	4						31
		4	1	8	60			39	38-39	
		4	1	8	90			39	38-39	
		4	1	8	100			39		
BB 7088	Joint assy (universal)-replaced by 51-7088	4	1	All	All					32-34
51 7088	Joint assy (universal)-front	4	1	All	All					35-39
	350508-S7 Bolt (front universal joint)- holds halves together-3/8"-24 x 3/4"	4	6	All	All					35-39
82Y 7088	Joint assy (universal)	3	1	8	60			39	38-39	
		3	1	8	90			39	38-39	
		3	1	8	100			39		
01D 7089	Flange (universal joint)-engine end	3	1	All	All			40-47	40-42	
01T 7089	Flange (universal joint)-engine end	4	1	All	All					40-47
01Y 7089	Flange (universal joint)-engine end	4	1	All	All		41-47	41-47	41-47	
		★3	1	All	All		38-42	39-42	38-42	
	01T 4841-A Knuckle & plug assy (universal joint)-engine end	4	1	All	All					40-47
	01Y 4841 Knuckle & plug assy (universal joint)-engine end	4	1	All	All		40-47	40-47	40-47	
	21C 4841 Knuckle (universal joint)-engine end	3	1	All	All		42-47			

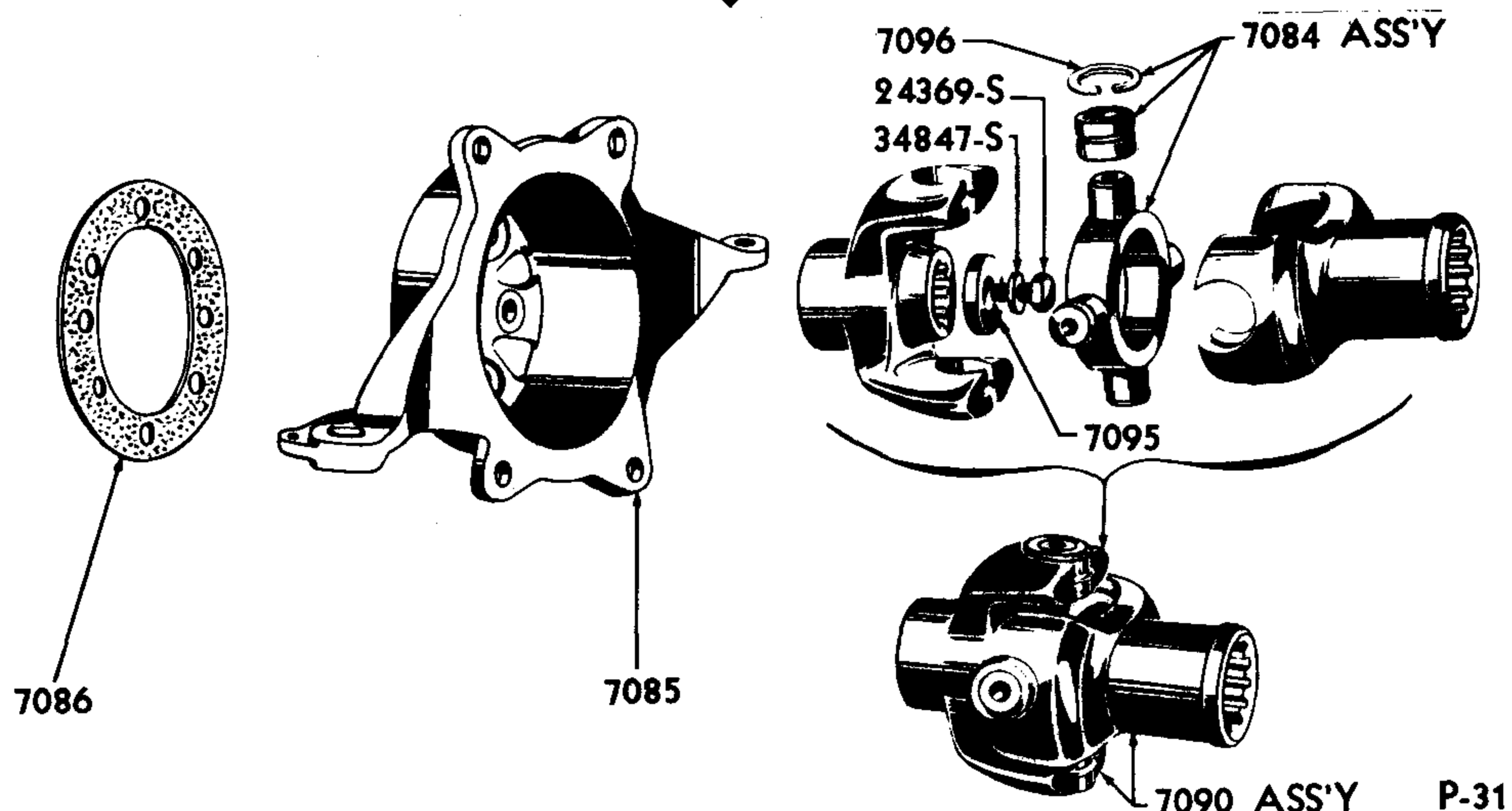
★ Bus Type Transmission

CHASSIS PARTS CATALOGUE



P-102

1933-34 REAR ENGINE SUPPORT & 1928-37 UNIVERSAL JOINT



P-31

1938-48 PASSENGER & 1938-41 COMMERCIAL UNIVERSAL JOINT

Basic numbers only shown on illustration. Order by Part Numbers shown in list of parts.

TRANSMISSION CHART

PART NUMBER	PART NAME	TRANS. SPEEDS	No. REQ'D	ENGINE		PASS. YEAR 19-	COMM. (LT. TRUCK) YEAR 19-	122" W.B. 1/2 TON		122" W.B. 1 TON		TRUCK YEAR 19-
				CYL.	H.P.			YEAR 19-	YEAR 19-	YEAR 19-	YEAR 19-	
A 7090-C	Joint assy (universal) -use when converting 3 speed to 4 speed transmission	4	1	4								28-29
AA 7090-A	Joint assy (universal)	3	1	4								28-29
AA 7090-B	Joint assy (universal) -rear 1931	4	1	4								29-31
		4	1	8	90			39		38-39		
		4	1	8	60			39		38-39		
		4	1	8	100			39				
#AA 7090-C	Joint assy (universal)	4	1	4								31
B 7090	Joint assy (universal)	3	1	4		28-34	28-34					28-29
		3	1	8	90	32-42	32-41					
		3	1	8	60	40	37-40					
		3	1	8	100	39-48	39-41					
		3	1	6	90	41-48	41					
		3	1	4	40		41					
	353031-AS7	Fitting (universal joint lubricator) -1/8" -67 1/2°	3	1	All	All	28-40	28-40	39-40	38-40		28-29
	358011-S7	Fitting (universal joint lubricator) -1/8" -85°	3	1	All	All	41-48	41-47	41-47	41-42		
BB 7090	Joint assy (universal) -rear-replaced by 51-7090	4	1	All	All							32-34

Panel-with drop center floor



CHASSIS PARTS CATALOGUE

TRANSMISSION CHART

PART NUMBER	PART NAME	TRANS. SPEEDS	NO. REQ'D	ENGINE		PASS. YEAR 19--	COMM. (LT. TRUCK) YEAR 19--	122" W.B. 3/4 TON YEAR 19--	122" W.B. 1 TON YEAR 19--	TRUCK YEAR 19--
				CYL.	H.P.					
51 7090	Joint assy (universal)-rear	4	1	All	All					32-39
70 7090	Joint assy (universal)-center-(191" School Bus Chassis)	4	1	All	All					39
74 7090	Joint assy (universal)	3	1	8	60	37-39				
81C 7090	Joint assy (universal)	4	1	8	90		38-41			
		4	1	8	60		38-40			
		4	1	8	100		39-41			
		4	1	4	40		41			
		4	1	6	90		41			
811W 7090	Joint assy (universal)-(COE)	4	1	All	All					38-39
21C 7039	Kit (universal joint)-formerly was 21C-18397-B	3	2	All	All		42-47			
01T 7039	Kit (universal joint)-formerly was 01T-18397	4	2	All	All					40-47
01Y 7039	Kit (universal joint)	All	3	All	All			40-47	40-47	
		4	2	All	All		42-47			
353047-AS7	Fitting (universal joint lubricator)-1/8" straight	3	1	4		28-31	28-31			28-29
353047-AS7	Fitting (universal joint lubricator)-1/8" straight	3	1	8	90	35-37	35-37			
353047-AS7	Fitting (universal joint lubricator)-1/8" straight	3	1	8	60	37	37			
AA 7095	Washer (universal joint knuckle to trans.main shaft retaining)-I.D. 15/32"-O.D. 1 9/32"-thick 3/16"	4	1	4						29-31
B 7095	Washer (universal joint knuckle to trans.main shaft retaining)-I.D. 13/32"-O.D. 1 5/32"-thick 11/64"	3	1	4		28-34	28-34			28-29
		3	1	8	90	32-42	32-41			
		3	1	8	100	39-48	39-41			
		3	1	8	60	37-40	37-40			
		3	1	6	90	41-48	41			
3	1	4	40		41					
☆ 70 7095	Washer (universal joint knuckle to trans.main shaft retaining)-I.D. .64"-O.D. 1.57"-thick .25"	3	1	All	All		38-42	39-42	38-42	
81T 7095	Washer (universal joint knuckle to trans.main shaft retaining)-I.D. .45"-O.D. 1.49"-thick 1/4"	4	1	All	All					32-39
☆ 81Y 7095	Washer (universal joint knuckle to trans.main shaft retaining)-I.D. .64"-O.D. 1.44"-thick .18"	3	1	All	All		38-42	39-42	38-42	
82Y 7095-A	Washer (universal joint knuckle to trans.main shaft retaining)-I.D. .45"-O.D. 1.44"	4	1	8	60		39-40	39-40	39-40	
		4	1	8	90		39-42	39-42	39-42	
		4	1	8	100		39-47	39-47	39-47	
		4	1	6	90		41-47	41-47	41-47	
		4	1	4	40		41-42	41-42	41-42	
82Y 7095-B	Washer (universal joint knuckle to trans.main shaft retaining)-I.D. .40"-O.D. 1.44"	3	1	8	60			39-40	39-40	
		3	1	8	90			39-42	38-42	
		3	1	8	100			39-42	39-42	
		3	1	6	90			41-42	41-42	
		3	1	4	40			41-42	41-42	

☆ Bus Type Transmission



CHASSIS PARTS CATALOGUE
TRANSMISSION CHART

PART NUMBER	PART NAME	TRANS. SPEEDS	NO. REQ'D	ENGINE		PASS. YEAR	COMM. (LT. TRUCK) YEAR	122" W.B. 1/2 TON		122" W.B. 1 TON YEAR	TRUCK YEAR
				CYL.	H.P.			YEAR	YEAR		
82Y 7095-B	Washer (generator bracket)	Refer to Generator Group									
811W 7095	Washer (universal joint knuckle to trans.main shaft retaining)-I.D. .45"-O.D. 1.50" (COE)-replaced by 81T-7095	4	1	All	All						38-39
	24391-S7 Bolt (univ.joint knuckle to trans.main shaft retaining washer)-7/16"-20 x 1"	4	1	All	All		39-47	39-47	39-47		31-39
	34808-S8 Lockwasher (univ.joint knuckle to trans.main shaft retaining washer)-7/16"	4	1	All	All		39-47	39-47	39-47		31-39
	24369-S8 Bolt (univ.joint knuckle to trans.main shaft retaining washer)-3/8"-24 x 7/8"	3	1	All	All	28-48	28-47	39-47	38-42		28-29
	34847-S8 Lockwasher (univ.joint knuckle to trans.main shaft retaining washer)-3/8"	3	1	All	All	28-48	28-47	39-47	38-42		28-29
	24389-S8 Bolt (univ.joint knuckle to trans.main shaft retaining washer) -3/8"-24 x 1"	3	1	4		28-31	28-31				28-29
	24369-S8 Bolt (univ.joint knuckle to trans.main shaft retaining washer)-3/8"-24 x 7/8"	4	1	All	All						31-39
	34847-S8 Lockwasher (univ.joint knuckle to trans.main shaft retaining washer)	4	1	All	All						31-39
	☆ 20693-S Bolt (univ.joint knuckle to trans.main shaft retaining washer) -5/8"-18 x 1 3/8"	3	1	All	All		38-42	39-42	38-42		
	☆ 34811-S2 Lockwasher (univ.joint knuckle to trans.main shaft retaining washer)-5/8"	3	1	All	All		38-42	39-42	38-42		
†AA 7096	Ring (universal joint spider bushing lock)	4 4 4	4 4 4	8 8 8	60 90 100			39 39 39		38-39 38-39 39	
B 7096	Ring (universal joint spider bushing lock)	3 3 3 3 3 3	4 4 4 4 4 4	4 8 8 8 6 1		28-34 32-42 39-48 37-40 41-48 40	28-34 32-41 39-41 37-40 41 41				28-29
BB 7096	Ring (universal joint spider bushing lock)	4	8	All	All						32-34
†51 7096	Snap ring (universal joint spider bearing race)	4	8	All	All						35-39
01T 7096-A	Snap ring (universal joint spider bearing retaining)	4 4	8 6	All 4	All 40				41-42	41-42	40-47
†01Y 7096	Snap ring (universal joint spider bearing retaining)	4 4 4 4 4	6 6 6 6 6	8 8 8 6 4	90 60 100 90 40		42 40 42-47 42-47 42	40-42 40 40-47 41-47 41-42	40-42 40 40-47 41-47 41-42		

☆ Bus Type Transmission

† No Longer Supplied



CHASSIS PARTS CATALOGUE

TRANSMISSION CHART

PART NUMBER	PART NAME	TRANS. SPEEDS	NO. REQ'D	ENGINE		PASS. YEAR 19-	COMM. (LT. TRUCK) YEAR 19-	122" W.B.	122" W.B.	TRUCK YEAR 19-
				CYL.	H.P.			1/2 TON YEAR 19-	1 TON YEAR 19-	
01T 7097	Seal (universal joint knuckle dust cap)	4	1	A11	A11					40-47
		4	1	4	40			41-42	41-42	
01Y 7097	Seal (universal joint knuckle dust cap)	4	1	8	90		42	40-42	40-42	
		4	1	8	60			40	40	
		4	1	8	100		42-47	40-47	40-47	
		4	1	6	90		42-47	41-47	41-47	
		4	1	4	40		42	41-42	41-42	
51 7099	Race (universal joint spider bearing)	4	12	A11	A11					35-39
		4	8	4	40			41	41	
A 7100	Gear (trans. low & reverse sliding)-29 spur teeth-6 straight splines-1 15/64" thru hub-used with A-7060 & A-7113	3	1	4		28-31	28-31			28-29
B 7100	Gear (trans. low & reverse sliding)-29 spur teeth-6 straight splines-1 9/32" thru hub-used with B-7061 & B-7113 or B-7061 & 48-7113	3	1	4		32-34	32-34			
		3	1	8	90	32-35	32-35			
BB 7100	Gear (trans. low & second sliding)-43 and 33 spur teeth-6 straight splines-2 5/32" thru hub-used with BB-7061 or 01T-7061-A1 or A2 & BB-7113-A	4	1	A11	A11		39-47	39-47	39-47	29-47
67 7100-A	Gear (trans. low & reverse sliding)-29 spur teeth-6 straight splines-1.28" thru hub-used with B-7061 and 67-7113-A	3	1	8	90		36-40	39-40	38-40	
		3	1	8	60		37-40	39-40	38-40	
		3	1	8	100		39-40	39-40	39-40	
67 7100-B	Gear (trans. low & reverse sliding)-29 spur teeth-6 straight splines-1.28" thru hub-used with B-7061 and 67-7113-A	3	1	8	90		36-40	39-40	38-40	
		3	1	8	60		37-40	39-40	38-40	
		3	1	8	100		39-40	39-40	39-40	
68 7100-A	Gear (trans. low & reverse sliding)-29 helical teeth-6 helical splines-1.40" thru hub-used with 68-7061-A and 68-7113-A or 51A-7113-A	3	1	8	90	36	36			
68 7100-B	Gear (trans. low & reverse sliding)-29 helical teeth-16 helical splines-1.28" thru hub-used with 68-7061-B & 68-7113-A or 51A-7113 for 1936-39-90 HP-or 81A-7061 & 68-7113-A or 51A-7113 for 1939-100 HP-replaced by 01A-7100, 68-7231-C and 352501-S Pin	3	1	8	90	36-39	36-39			
		3	1	8	100	39	39			
★70 7100-B	Gear (trans. low and reverse sliding)-39 spur teeth-10 straight splines-1 31/64" thru hub-used with 70-7061-B & 70-7113-B	3	1	A11	A11		38-42	39-42	38-42	
74 7100-A	Gear (trans. low and reverse sliding)-27 spur teeth-6 straight splines-1.04" thru hub-used with 74-7061-A & 74-7112-A or 74-7061-B & 74-7113-A	3	1	8	60	37				
74 7100-B	Gear (trans. low and reverse sliding)-27 helical teeth-14 helical splines-1.04" thru hub-used with 74-7061-B & 74-7113-C or 74-7061-B & 74-7113-D	3	1	8	60	37-39				

★ Bus Type Transmission



CHASSIS PARTS CATALOGUE

TRANSMISSION CHART

PART NUMBER	PART NAME	TRANS. SPEEDS	No. REQ'D	ENGINE		PASS. YEAR 19-	COMM. (LT. TRUCK) YEAR 19-	122" W.B. 1/2 TON		122" W.B. 1 TON YEAR 19-	TRUCK YEAR 19-
				CYL.	H.P.						
01A 7100	Gear (trans. low and reverse sliding)-29 helical teeth-16 helical splines-1.28" thru hub-used with 68-7061-B & 68-7113-A or 68-7061-B & 51A-7113 or 81A-7061 & 68-7113-A or 81A-7061 & 022A-7113-A or 81A-7061 & 51A-7113 or 51A-7061 & 51A-7113	3	1	8	90	36-42	36-41				
		3	1	8	60	40	37-39	39	39		
		3	1	8	100	39-48	39-41				
		3	1	6	90	41-48	41				
11Y 7100	Gear (trans. low and reverse sliding)-29 spur teeth-16 straight splines-1.28" thru hub-used with 11Y-7061 & 67-7113-A or 21C-7061-B & 67-7113-A	3	1	8	90		41	41-42	41-42		
		3	1	6	90		41	41-47	41-42		
		3	1	8	100		41	41-47	41-42		
		3	1	8	60		37-40	39-40	38-40		
21C 7100	Gear (trans. low and reverse sliding)-29 helical type teeth-has step cut on shifter fork flange 1/16" high and 2 3/4" diameter-used with 81A-7061 & 21C-7113 or 81A-7061 & 8M-7113 or 21C-7061-A & 21C-7113 or 21C-7061-A & 8M-7113 or 59C-7061 & 21C-7113 or 59C-7061 & 8M-7113	3	1	8	90	40-42	40-42				
		3	1	8	100	39-48	39-47				
		3	1	6	90	41-48	41-47				
		3	1	4	40		41				
A 7101	Gear (trans. high and intermediate sliding)-23 spur teeth-6 straight splines-1 13/64" thru hub-used with A-7060 & A-7113	3	1	4		28-31	28-31				28-29
B 7101	Key (trans. main shaft intermediate gear thrust washer)-use with B-7104 or 68-7104	3	1	4		32-34	32-34				
		3	1	8	90	32-39	32-42	39-42	38-42		
		3	1	8	60		37-40	39-40	38-40		
		3	1	8	100		39-47	39-42	39-42		
		3	1	6	90		41-47	41-42	41-42		
74 7101	Key (trans. main shaft intermediate gear thrust washer)	3	1	4	40		41-42	41-42	41-42		
BB 7101	Gear (trans. third and high sliding)-24 spur teeth-6 straight splines-1 3/8" thru hub-used with BB-7061 or OIT-7061-A1 or A2	4	1	All	All		39-47	39-42	39-47	29-47	
74 7101	Key (trans. main shaft intermediate gear thrust washer)	3	1	8	60	37-39					
★70 7102	Gear and bushing (trans. intermediate)-used with 70-7061-B & 70-7113-B	3	1	All	All		38-42	39-42	38-42		
81A 7102	Gear (trans. intermediate)-22 helical teeth-1.582" thru hub-use with 81A-7061 & 68-7113-A, 022A-7113-A, 21C-7113, 51A-7113, 8M-7113 or 51A-7061 & 68-7113-A, 022A-7113-A, 21C-7113, 51A-7113, 8M-7113 or 11Y-7061 & 67-7113-A or 21C-7061-A & 21C-7113, 8M-7113 or 21C-7061-B & 67-7113-A-optional with 51A 7102	3	1	8	90	40-42	40-42	41-42	41-42		
		3	1	8	100	39-48	39-47	41-47	41-42		
		3	1	6	90	41-48	41-47	41-47	41-42		
		3	1	8	60	40					
51A 7102	Gear (trans. intermediate)-22 helical teeth-1.582" thru hub-use with 51A-7061 & 68-7113-A, 022A-7113-A, 21C-7113, 51A-7113, 8M-7113 or 59C-7061 & 68-7113-A, 022A-7113-A, 21C-7113, 51A-7113, 8M-7113-optional with 81A 7102	3	1	8	90	40-42	40-42	41-42	41-42		
		3	1	8	100	39-48	39-47	41-47	41-42		
		3	1	6	90	41-48	41-47	41-47	41-42		
		3	1	8	60	40					
B 7103	Gear (trans. intermediate)-22 helical teeth-1.499" thru hub-use with B-7061 & B-7113 or B-7061 & 48-7113 or B-7061 & 67-7113-A or 68-7061-A & 68-7113-A or 68-7061-A & 51A-7113 or 68-7061-B & 68-7113-A or 68-7061-B & 51A-7113	3	1	4		32-34	32-34				
		3	1	8	90	32-39	32-40	39-40	38-40		
		3	1	8	60		37-40	39-40	38-40		
		3	1	8	100		39-40	39-40	39-40		
74 7103-A	Gear (trans. intermediate)-21 helical teeth-replaced by 74-7103-B and 74-7113-A	3	1	8	60	37					

★ Bus Type Transmission



CHASSIS PARTS CATALOGUE

TRANSMISSION CHART

PART NUMBER	PART NAME	TRANS. SPEEDS	No. REQ'D	ENGINE		PASS. YEAR 19--	COMM. (LT. TRUCK) YEAR 19--	122" W.B. 1/2 TON YEAR 19--	122" W.B. 1 TON YEAR 19--	TRUCK YEAR 19--
				CYL.	H.P.					
74 7103-B	Gear (trans. intermediate)-24 helical teeth-1.357" thru hub-use with 74-7061-B & 74-7113-A or 74-7061-B & 74-7113-D	3	1	8	60	37-39				
B 7104	Sleeve (trans.intermediate gear)-replaced by 68-7104	3	1	4		32-34	32-34			
		3	1	8	90	32-35	32-35			
68 7104	Sleeve (trans. intermediate gear)-use with B-7103	3	1	4		32-34	32-34	39-40	38-40	
		3	1	8	90	32-39	32-40	39-40	38-40	
		3	1	8	60		37-40	39-40	38-40	
		3	1	8	100		39-40	39-40	39-40	
☆ 70 7104	Bushing (trans.intermediate gear)	3	1	All	All		38-42	39-42	38-42	
74 7104-B	Sleeve (trans.intermediate gear)	3	1	8	60	37-39				
☆ 70 7105	Hub (trans.intermediate & high clutch)-16 main drive gear teeth-20 intermed.gear teeth	3	1	All	All		38-42	39-42	38-42	
81A 7105	Hub (trans. intermediate & high clutch)-used with 68-7061-B, 81A-7106, 81A-7124 or 81A-7061, 81A-7106, 81A-7124 or 51A-7061, 81A-7106, 81A-7124 or 81A-7061, 01A-7106, 01A-7124 or 51A-7061, 01A-7106, 01A-7124 or 11Y-7061, 01A-7106, 01A-7124 or 21C-7061-A, 01A-7106, 01A-7124 or 21C-7061-B, 01A-7106, 01A-7124 or 59C-7061, 01A-7106, 01A-7124	3	1	8	90	40-42	40-42	41-42	41-42	
		3	1	8	100	39-48	39-47	41-47	41-42	
		3	1	8	60	40				
		3	1	6	90	41-48	41-47	41-47	41-42	
		3	1	4	40		41-42	41-42	41-42	
91A 7105	Hub (trans.intermediate & high clutch)-used with 81A-7061, 91A-7106, 91A-7124	3	1	8	100	39				
51A 7105	Hub (trans. intermediate & high clutch)-30 teeth-used with 51A-7061, 01A-7106, 51A-7124 or 81A-7061, 01A-7106, 51A-7124 or 11Y-7061, 01A-7106, 51A-7124 or 21C-7061-A, 01A-7106, 51A-7124 or 21C-7061-B, 01A-7106, 51A-7124 or 59C-7061, 01A-7106, 51A-7124	3	1	8	90	40-42	40-42	41-42	41-42	
		3	1	8	100	39-48	39-47	41-47	41-42	
		3	1	8	60	40				
		3	1	6	90	41-48	41-47	41-47	41-42	
		3	1	4	40		41-42	41-42	41-42	
B 7106	Sleeve (trans. intermediate & high clutch hub)-2.5625" O.D.-2.75" groove diam.-1.401" wide-use with 48-7017, B-7103, B-7108, B-7230	3	1	4		32-34	32-34			
		3	1	8	90	32-34	32-34			
48 7106	Sleeve (trans. intermediate & high clutch hub)-3.56" O.D.-2.75" groove diam.-1.345" wide-use with 48-7017, B-7103, B-7108, 40-7230 or 67-7017, B-7103, B-7108, 68-7230 or 48-7017, B-7103, B-7108, 68-7230	3	1	8	90	35-39	35-40	39-40	38-40	
		3	1	8	60		37-40	39-40	38-40	
		3	1	8	100		39-40	39-40	39-40	
74 7106-B	Sleeve (trans. intermediate & high clutch hub)-2.751" O.D.-2.285" groove diam.-1.22" wide-use with 74-7017, 74-7103-A, 74-7108, 74-7230-B or 74-7017, 74-7103-B, 74-7108, 74-7230-B	3	1	8	60	37-39				
81A 7106	Sleeve (trans. intermediate & high clutch hub)-ball type-3.376" O.D.-2.90" groove diam.-1.253" wide-use with 81A-7017, 81A-7102, 81A-7105 92A-7230 or 022A-7017, 81A-7102, 81A-7105, 91A-7230	3	1	8	90		40-41			
		3	1	4	40		41			
		3	1	8	100	39	39-41			
		3	1	6	90		41			
91A 7106	Sleeve (trans.intermediate & high clutch hub)-spring retainer type-3.381" O.D.-used with 91A-7105 & 81A-7017	3	1	8	100	39				

☆ Bus Type Transmission



CHASSIS PARTS CATALOGUE

TRANSMISSION CHART

PART NUMBER	PART NAME	TRANS. SPEEDS	No. REQ'D	ENGINE		PASS. YEAR 19-	COMM. (LT. TRUCK) YEAR 19-	122" W.B.	122" W.B.	TRUCK YEAR 19-	
				CYL.	H.P.			X TON	1 TON		
01A 7106	Sleeve (trans. intermediate & high clutch hub)- 3.626" O.D.-2.90" groove diam.-1.253" wide- use with 022A-7017, 81A-7102, 81A-7105, 01A-7230 or 022A-7017, 51A-7102, 51A-7105, 01A-7230 or 022A-7017, 51A-7102, 81A-7105, 91A-7230 or 022A-7017, 81A-7102, 81A-7105, 91A-7230 or 022A-7017, 51A-7102, 51A-7105, 91A-7230 or 81A-7017, 81A-7102, 81A-7105, 01A-7230 or 81A-7017, 51A-7102, 51A-7105, 01A-7230 or 81A-7017, 81A-7102, 81A-7105, 91A-7230 or 81A-7017, 51A-7102, 51A-7105, 91A-7230 or 81A-7017, 51A-7102, 81A-7105, 91A-7230 or 11Y-7017, 81A-7102, 81A-7105, 91A-7230 or 11Y-7017, 81A-7102, 51A-7105, 91A-7230 or 11Y-7017, 81A-7102, 81A-7105, 01A-7230 or 11Y-7017, 51A-7102, 51A-7105, 91A-7230	3	1	8	90	40-42	41-42	41-42	41-42		
		3	1	8	100	40-48	41-47	41-47	41-42		
		3	1	8	60	40					
		3	1	6	90	41-48	41-47	41-47	41-42		
		3	1	4	40		41-42	41-42	41-42		
81A 7107-D	Ring (trans.main shaft intermediate gear synchronizer blocking)-has one identification groove-used with 81A-7106 or 01A-7106 or 51A-7106 -formerly was 81A-7107-B2	3	2	8	90	40-42	40-42	41-42	41-42		
		3	2	8	100	39-48	39-47	41-47	41-42		
		3	2	8	60	40					
		3	2	6	90	41-48	41-47	41-47	41-42		
		3	2	4	40		41-42	41-42	41-42		
91A 7107	Ring (trans.main shaft intermediate gear synchronizer blocking)-used with 91A-7106	3	2	8	100	39					
B 7108	Hub & ring assy (intermediate & high clutch)-use with B-7061 & B-7106 or B-7061 & 48-7106 or 68-7061-A & 48-7106 or 68-7061 & 48-7106	3	1	4		32-34	32-34				
		3	1	8	90	32-39	32-40	39-40	38-40		
		3	1	8	100		39-40	39-40	39-40		
		3	1	8	60		37-40	39-40	38-40		
74 7108	Hub & ring assy (intermediate & high clutch)- use with 74-7106-B	3	1	8	60	37-39					
B 7109	Spring (intermediate & high clutch hub)-use with B-7108 & B-7106 or B-7108 & 48-7106	3	6	4		32-34	32-34				
		3	6	8	90	32-39	32-40	39-40	38-40		
		3	6	8	100		39-40	39-40	39-40		
		3	6	8	60		37-40	39-40	38-40		
74 7109	Spring (intermediate & high clutch hub)	3	6	8	60	37-39					
81A 7109	Spring (intermediate & high clutch hub)-used with 81A-7105 & 81A-7106 or 81A-7105 & 01A-7106	3	3	8	90	40-42	40-42	41-42	41-42		
		3	3	8	100	39-48	39-47	41-47	41-42		
		3	3	6	90	41-48	41-47	41-47	41-42		
		3	3	8	60	40					
		3	3	4	40		41-42	41-42	41-42		
	353076-S Ball (intermediate & high clutch hub)-1/4"-use with B-7109 or 81A-7109	3	3 or 6	All	All	32-47	32-47	39-42	38-42		
	353080-S Ball (intermediate & high clutch hub)-3/16"-use with 74-7109	3	6	8	60	37-39					
91A 7109	Snap ring (intermediate & high clutch hub)-used with 91A-7105 & 91A-7106	3	3	8	100	39					
51A 7109-A1	Snap ring (trans. intermediate & high clutch hub)- plain-use with 51A-7105 & 01A-7106	3	2	8	90	40-42	41-42	41-42	41-42		
		3	2	8	100	40-48	41-47	41-47	41-42		
		3	2	6	90	41-48	41-47	41-47	41-42		
		3	2	8	60	40					
		3	2	4	40		41-42	41-42	41-42		



CHASSIS PARTS CATALOGUE

TRANSMISSION CHART

PART NUMBER	PART NAME	TRANS. SPEEDS	No. REQ'D	ENGINE		PASS. YEAR	COMM. (LT. TRUCK) YEAR	122" W.B. 1/2 TON YEAR	122" W.B. 1 TON YEAR	TRUCK YEAR	
				CYL.	H.P.						
51A 7109-A2	Snap ring (trans. intermediate & high clutch hub synchronizer)-with bump-use with 51A-7105 01A-7106	3	2	8	90	40-42	41-42	41-42	41-42		
		3	2	8	100	40-48	41-47	41-47	41-42		
		3	2	6	90	41-48	41-47	41-47	41-42		
		3	2	8	60	40					
		3	2	4	40		41-42	41-42	41-42		
A 7111	Countershaft	3	1	4		28-31	28-31			28-29	
B 7111	Countershaft-length 8 9/32"	3	1	4		32-34	32-34				
		3	1	8	90	32-42	32-42	39-42	38-42		
		3	1	8	100	39-48	39-47	39-47	39-42		
		3	1	8	60	40	37-40	39-40	38-40		
		3	1	6	90	41-48	41-47	41-47	41-42		
		3	1	4	40		41-42	41-42	41-42		
BB 7111	Countershaft-length 9.16"-replaced by 51-7111	4	1	All	All					29-34	
51 7111	Countershaft-length 9.44"	4	1	All	All		39-47	39-47	39-47	35-47	
		☆3	1	All	All		38-42	39-42	38-42		
74 7111	Countershaft-length 7.40"	3	1	8	60	37-39					
74 7112-A	Gear (trans. countershaft cluster)-29 & 23 helical teeth-17 & 13 spur teeth-use with 74-7017, 74-7121-A, 74-7106-B, 74-7103-A-replaced by 74-7113-A, 74-7103-B and 74-7121-B	3	1	8	60	37					
74 7112-B	Gear (trans. countershaft cluster)-29-23-17-13 helical teeth-use with 74-7103-A-replaced by 74-7103-B and 74-7113-D	3	1	8	60	37-38					
A 7113	Gear (trans. countershaft cluster)-31-24-18-15 spur teeth-use with A-7017-A or B, A-7100, A-7060, A-7101 & A-7141-A	3	1	4		28-31	28-31			28-29	
B 7113	Gear (trans. countershaft cluster)-28 & 24 helical teeth-18 & 15 spur teeth-use with 48-7017, B-7061, B-7100, B-7103, B-7106, B-7108 & B-7141 -replaced by 48-7113-A	3	1	4		32-34	32-34				
		3	1	8	90	32-34	32-34				
BB 7113-A	Gear (trans. countershaft cluster)-43-36-27-17 spur teeth-use with BB-7017-A or B, BB-7100, & BB-7101	4	1	All	All		39-47	39-47	39-47	29-47	
48 7113-A	Gear (trans. countershaft cluster)-28 & 24 helical teeth-18 & 15 spur teeth-use with 48-7017, B-7061, 48-7106, B-7100, B-7103 or 48-7017, B-7061, B-7106, B-7100, B-7103	3	1	8	90	32-35	32-35				
		3	1	4		32-34	32-34				
67 7113-A	Gear (trans. countershaft cluster)-29 & 24 helical teeth-17 & 15 spur teeth-used with 67-7017, B-7061, 48-7106, 67-7100-A or B, B-7108, B-7141 or 11Y-7017, 11Y-7061, 11Y-7100, 81A-7102, 01A-7124, B-7141 or 11Y-7017, 11Y-7061, 11Y-7100, 81A-7102, 51A-7124 or 11Y-7017, 21C-7061-B, 11Y-7100, 81A-7102, 01A-7124, B-7141 or 11Y-7017, 21C-7061-B, 11Y-7100, 81A-7102, 51A-7124, B-7141	3	1	8	90		36-41	39-42	38-42		
		3	1	8	100		39-47	39-47	39-42		
		3	1	8	60		37-40	39-40	38-40		
		3	1	6	90		41	41-47	41-42		
		3	1	4	40		41-42	41-42	41-42		
68 7113-A	Gear (trans. countershaft cluster)-28-24-18-14 helical teeth-use with 48-7017, 68-7061-A, 68-7100-A, B-7103, 48-7106, B-7108, 68-7141 or 48-7017, 68-7061-B, 01A-7100, B-7103, 48-7106, B-7108, 68-7141 or 81A-7017, 81A-7061, 01A-7100, 81A-7102, 81A-7124, 68-7141 or 81A-7017, 81A-7061, 01A-7100, 81A-7102, 01A-7124, 68-7141 -replaced by 51A-7113, 8M-7128-A & 8M-7129-A	3	1	8	90	36-42	36-41				
		3	1	8	100	39-48	39-41				
		3	1	6	90	41-48	41				
		3	1	8	60	40	37-39	39	39		
		3	1	4	40		41	41	41		

☆ Bus Type Transmission



**CHASSIS PARTS CATALOGUE
TRANSMISSION CHART**

PART NUMBER	PART NAME	TRANS. SPEEDS	No. REQ'D	ENGINE		PASS. YEAR	COMM. (LT. TRUCK) YEAR	122" W.B. X TON YEAR	122" W.B. 1 TON YEAR	TRUCK YEAR
				CYL.	H.P.					
★ 70 7113-B	Gear (trans.countershaft cluster)-42 & 35 helical teeth-21 & 17 spur teeth-use with 70-7017-A, 70-7061-B, 70-7105, 70-7100-B, 70-7102, 70-7141-B	3	1	A11	A11		38-42	39-42	38-42	
74 7113-A	Gear (trans.countershaft cluster)-29 & 19 helical teeth-17 & 13 spur teeth-use with 74-7017, 74-7061-B, 74-7100-A, 74-7103-B, 74-7106-B, 74-7108, 74-7141-A	3	1	8	60	37-39				
74 7113-C	Gear (trans.countershaft cluster)-29-23-17-13 helical teeth-used with 74-7017, 74-7103-A, 74-7061-B, 74-7100-B, 74-7106-B, 74-7108, 74-7141-B-replaced by 74-7113-D and 74-7103-B	3	1	8	60	37-39				
74 7113-D	Gear (trans.countershaft cluster)-29-19-17-13 helical teeth-used with 74-7017, 74-7103-B, 74-7061-B, 74-7100-B, 74-7106-B, 74-7108, 74-7141-B	3	1	8	60	37-39				
022A 7113-A	Gear (trans.countershaft cluster)-29-24-18-14 helical teeth-used with 022A-7017, 81A-7061, 01A-7100, 81A-7102, 81A-7124, 68-7141 or 022A-7017, 81A-7061, 01A-7100, 81A-7102, 01A-7124, 68-7141 or 022A-7017, 81A-7061, 01A-7100, 81A-7102, 51A-7124, 68-7141 or 022A-7017, 21C-7061-A, 01A-7100, 81A-7102, 01A-7124, 68-7141 or 022A-7017, 21C-7061-A, 01A-7100, 81A-7102, 51A-7124, 68-7141- repl. by 022A-7113-B, 8M-7128-A & 8M-7129-A	3 3 3 3 3	1	8 8 8 4 6	60 90 100 40 90	40 40-42 39-48 41 41-48	40-42 39-47 41 41-47			
022A 7113-B	Gear (transmission countershaft cluster)-29-24-18-14 helical teeth-used with 8M-7128-A & 8M-7129-A in conjunction with 022A-7017, 81A-7061, 01A-7100, 81A-7102, 81A-7124, 68-7141 or 022A-7017, 81A-7061, 01A-7100, 81A-7102, 81A-7061, 01A-7100, 81A-7102, 51A-7124, 68-7141 or 022A-7017, 21C-7061-A, 01A-7100, 81A-7102, 01A-7124, 68-7141 or 022A-7017, 21C-7061-A, 01A-7100, 81A-7102, 51A-7124, 68-7141	3 3 3 3 3	1	8 8 8 4 6	60 90 100 40 90	40 40-42 39-48 41 41-48	40-42 39-47 41 41-47			
21C 7113	Gear (trans. countershaft cluster)-29-24-18-14 teeth-1/4" band around gear between driver and intermediate gears-used with 022A-7017, 81A-7061, 21C-7100, 81A-7102, 81A-7124, 68-7141 or 022A-7017, 81A-7061, 21C-7100, 81A-7102, 01A-7124, 68-7141 or 022A-7017, 81A-7061, 21C-7100, 81A-7102, 51A-7124 or 022A-7017, 21C-7061-A, 21C-7100, 81A-7102, 01A-7124, 68-7141 or 022A-7017, 21C-7061-A, 21C-7100, 81A-7102, 51A-7124, 68-7141-replaced by 8M-7113, 8M-7128-A, 8M-7129-A & 81A-7017	3 3 3 3 3	1	8 8 6 4 8	90 100 90 40 60	40-42 39-48 41-48 41 40	40-42 39-47 41-47 41			

★ Bus Type Transmission



CHASSIS PARTS CATALOGUE

TRANSMISSION CHART

PART NUMBER	PART NAME	TRANS. SPEEDS	No. REQ'D	ENGINE		PASS. YEAR	COMM. (LT. TRUCK) YEAR	122" W.B.		TRUCK YEAR
				CYL.	H.P.			1/2 TON YEAR	1 TON YEAR	
Δ 51A 7113	Gear (trans. countershaft cluster)-28-24-18-14 helical teeth-use with 48-7017, 68-7061-A, 68-7100-A, B-7103, 48-7106, B-7108, 68-7141 or 48-7017, 68-7061-B, 01A-7100, B-7103, 48-7106, B-7108, 68-7141 or 48-7017, 68-7061-A, 01A-7100, B-7103, 48-7106, B-7108, 68-7141 or 81A-7017, 81A-7061, 01A-7100, 81A-7102, 81A-7124, 68-7141 or 81A-7017, 51A-7061, 01A-7100, 81A-7102, 81A-7124, 68-7141 or 81A-7017, 81A-7061, 01A-7100, 81A-7102, 01A-7124, 68-7141 or 81A-7017, 51A-7061, 01A-7100, 81A-7102, 01A-7124, 68-7141 or 81A-7017, 51A-7061, 01A-7100, 81A-7102, 01A-7124, 68-7141 or 81A-7017, 51A-7061, 01A-7100, 81A-7102, 81A-7124, 68-7141 or 81A-7017, 51A-7061, 01A-7100, 81A-7102, 81A-7124, 68-7141 or 81A-7017, 51A-7061, 01A-7100, 81A-7102, 81A-7124, 68-7141	3	1	8	90	36-42	36-41			
		3	1	8	100	39-48	39-41			
		3	1	8	60	40	37-39	39	39	
		3	1	4	40		41			
		3	1	6	90	41-48	41-47			
§ 8M 7113	Gear (trans. countershaft cluster)-28-24-18-14 helical teeth- use with 81A-7017, 51A-7061, 21C-7100, 81A-7102, 81A-7124, 68-7141 or 81A-7017, 81A-7061, 21C-7100, 81A-7102, 81A-7124, 68-7141 or 81A-7017, 51A-7061, 21C-7100, 51A-7102, 51A-7124, 68-7141 or 81A-7017, 81A-7061, 21C-7100, 81A-7102, 01A-7124, 68-7141 or 81A-7017, 51A-7061, 21C-7100, 81A-7102, 01A-7124, 68-7141 or 81A-7017, 21C-7061-A, 21C-7100, 81A-7102, 01A-7124, 68-7141 or 81A-7017, 21C-7061-A, 21C-7100, 81A-7102, 51A-7124, 68-7141 or 81A-7017, 59C-7061, 21C-7100, 51A-7102, 51A-7124, 68-7141 or 81A-7017, 59C-7061, 21C-7100, 51A-7102, 01A-7124, 68-7141	3	1	8	90	40-42	40-42			
		3	1	8	100	39-48	39-47			
		3	1	8	60	40				
		3	1	6	90	47-48	41-47			
		3	1	4			41			
†A 7115	Spacer (trans. countershaft gear pilot bearing)-1.75" long-.75" I.D.	3	1	4		28-31	28-31			28-29
B 7115	Spacer (trans. countershaft gear pilot bearing)-3.39" long-.75" I.D.	3	1	4		32-34	32-34			
		3	1	8	90	32-42	32-42	39-42	38-42	
		3	1	8	100	39-48	39-47	39-47	39-42	
		3	1	8	60	40	37-40	39-40	38-40	
		3	1	4	40		41-42	41-42	41-42	
BB 7115-A	Spacer (trans. countershaft gear pilot bearing)-1.68" long	3	1	6	90	41-48	41-47	41-47	41-42	
		4	1	All	All		39-47	39-42	39-47	29-47
		3	1	All	All		38-42	39-42	38-42	
		3	1	8	60	37-39				
		3	1	8	90	40-42	40-42	41-42	41-42	
81A 7116-B	Insert (intermediate & high clutch hub)-has 1/4" hole-use with 81A-7106 & 81A-7105 or 01A-7106 & 81A-7105	3	1	8	60	40				
		3	1	8	100	39-48	39-47	41-47	41-42	
		3	1	6	90	41-48	41-47	41-47	41-42	
		3	1	4	40		41-42	41-42	41-42	
91A 7116	Insert (intermediate & high clutch hub)-has slot-used with 91A-7106 & 91A-7105	3	1	8	100	39				
51A 7116	Insert (intermediate & high clutch hub)-use with 01A-7106 & 51A-7105	3	3	8	90	40-42	41-42	41-42		
		3	3	8	100	40-48	41-47	41-47		
		3	3	6	90	41-48	41-47	41-47		
		3	3	8	60	40				

★ Bus Type Transmission

† No Longer Supplied

§ When used to replace 21C-7113 also use in place of 68-7129-B, one of 8M-7128-A, one of 8M-7129-A and 81A-7017.

Δ When used to replace 68-7113-A, also use in place of 68-7129-B, one of 8M-7128-A and one of 8M-7129-A.



CHASSIS PARTS CATALOGUE

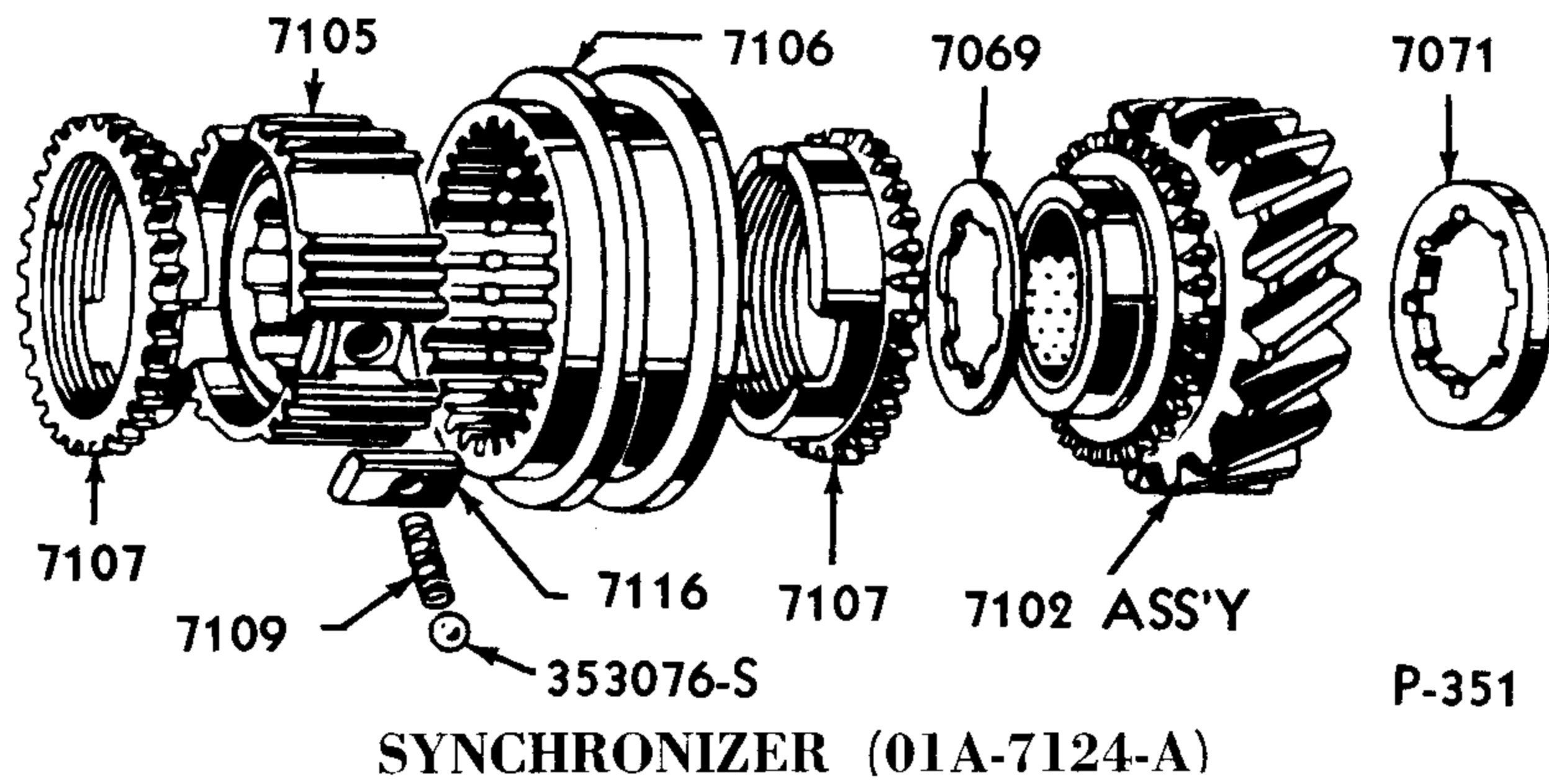
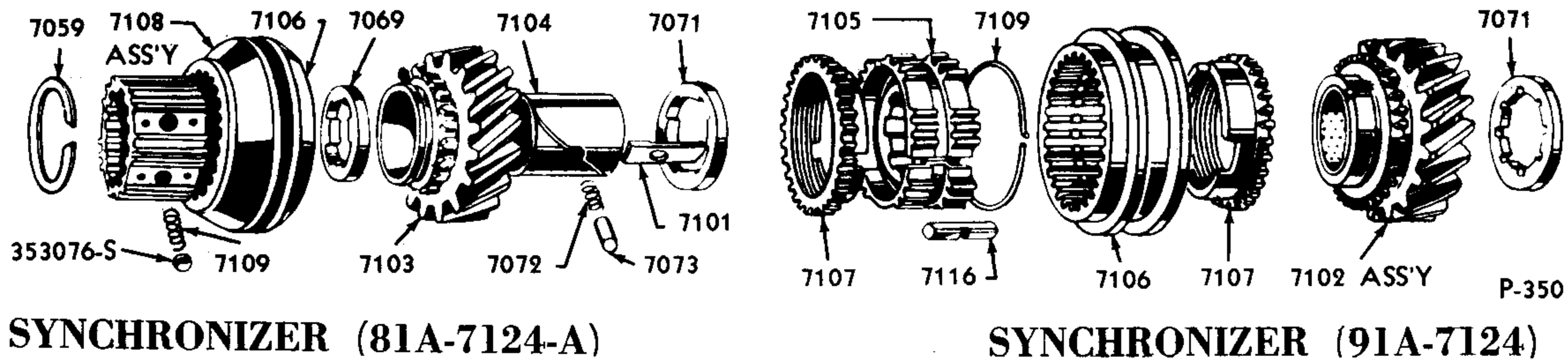
TRANSMISSION CHART

PART NUMBER	PART NAME	TRANS. SPEEDS	NO. REQ'D	ENGINE		PASS. YEAR 19--	COMM. (LY. TRUCK) YEAR 19--	122" W.B. 1/2 TON YEAR 19--	122" W.B. 1 TON YEAR 19--	TRUCK YEAR 19--
				CYL.	H.P.					
B 7118-A	Bearing (trans.countershaft gear pilot)-3/4" I.D.-1 1/8" O.D.-1.44" long	3	1	4		28-34	28-34			28-29
		3	1	8	90	32-42	32-42	39-42	38-42	
		3	1	8	100	39-48	39-47	39-47	39-42	
		3	1	6	90	41-48	41-47	41-47	41-42	
		3	1	8	60	40	37-40	39-40	38-40	
		3	1	4	40		41-42	41-42	41-42	
B 7118-A	Bearing (trans.main shaft pilot)	3	1	4		28-34	28-34			28-29
		3	1	8	90	32-42	32-42	39-42	38-42	
		3	1	8	100	39-48	39-47	39-47	39-42	
		3	1	8	60	40	37-40	39-40	38-40	
		3	1	6	90	41-48	41-47	41-47	41-42	
		3	1	4	40		41-42	41-42	41-42	
BB 7118-A	Bearing (trans. countershaft gear pilot)-1" I.D.-1.62" O.D.-2.5" thick	4	2	All	All		39-47	39-47	39-47	29-47
		☆3	2	All	All		38-42	39-42	38-42	
74 7118	Bearing (trans.main shaft pilot)-.625" I.D.-.939" O.D.-.950" long	3	1	8	60	37-39				
A 7119	Washer (trans.countershaft gear thrust)-front & rear-.75" I.D.-1.50" O.D.-use with A-7113	3	2	4		28-31	28-31			28-29
B 7119-A	Washer (trans.countershaft gear thrust)-front-2.06" O.D.-use with B-7113-A, 48-7113, 67-7113-A, 68-7113-A, 51A-7113, 8M-7113, 022A-7113-A, 21C-7113	3	1	4		32-34	32-34			
		3	1	8	90	32-42	32-42	39-42	38-42	
		3	1	8	60	40	37-40	39-40	38-40	
		3	1	8	100	39-48	39-47	39-47	39-42	
		3	1	6	90	41-48	41-47	41-47	41-42	
		3	1	4	40		41-42	41-42	41-42	
B 7119-A	Washer (trans. countershaft gear thrust)-rear 2.06" O.D.-use with B-7113	3	1	8	90	32-34	32-34			
☆ 70 7119	Washer (trans.countershaft gear thrust)-front & rear-2.18" O.D.-use with 70-7113-B	3	2	All	All		38-42	39-42	38-42	
74 7119	Washer (trans.countershaft gear thrust)-front-1.62" O.D.-use with 74-7112-A, 74-7113-A, 74-7113-C, 74-7113-D	3	1	8	60	37-39				
74 7119	Washer (trans.countershaft gear thrust)-rear-1.62" O.D.-use with 74-7112-A	3	1	8	60	37				
BB 7120-A	Bearing (trans. main shaft pilot)	4	1	All	All		39-47	39-47	39-47	29-47
☆ 70 7120	Roller (trans.main shaft pilot bearing)	3	14	All	All		38-42	39-42	38-42	
B 7121-A	Bearing (trans.countershaft gear pilot)	3	1	4		28-34	28-34			28-29
		3	1	8	90	32-42	32-42	39-42	38-42	
		3	1	8	60	40	37-40	39-40	38-40	
		3	1	8	100	39-48	39-47	39-47	39-42	
		3	1	6	90	41-48	41-47	41-47	41-42	
		3	1	4	40		41-42	41-42	41-42	
74 7121-B	Bushing (trans.countershaft gear)-floating fit	3	2	8	60	37-39				

☆ Bus Type Transmission



CHASSIS PARTS CATALOGUE



Basic numbers only shown on illustration. Order by Part Numbers shown in list of parts.

TRANSMISSION CHART

PART NUMBER	PART NAME	TRANS. SPEEDS	No. REQ'D	ENGINE		PASS. YEAR 19-	COMM. (LT. TRUCK) YEAR 19-	122" W.B.		TRUCK YEAR 19-
				CYL.	H.P.			½ TON	1 TON	
81A 7124-A	Synchronizer assy-use with 81A-7017, 81A-7061, 81A-7102 or 022A-7017, 81A-7061, 81A-7102 or 81A-7017, 51A-7061, 81A-7102	3	1	8	90		40-41			
		3	1	8	100	39	39-41			
		3	1	6	90		41			
		3	1	4	40		41			
91A 7124	Synchronizer assy-ring type-replaced by 81A-7124-A	3	1	8	90		40			
		3	1	8	100	39	40			
01A 7124-A	Synchronizer assy-use with 022A-7017, 81A-7061, 81A-7102 or 022A-7017, 21C-7061-A, 81A-7102 or 022A-7017, 59C-7061, 51A-7102 or 81A-7017, 81A-7061, 81A-7102 or 81A-7017, 51A-7061, 81A-7102 or 81A-7017, 21C-7061-A, 81A-7102 or 81A-7017, 59C-7061, 51A-7102 or 11Y-7017, 11Y-7061, 81A-7102 or 11Y-7017, 21C-7061-B, 81A-7102-optional with 51A 7124	3	1	8	90	40-42	41-42	41-42	41-42	
		3	1	8	100	40-48	41-47	41-47	41-42	
		3	1	8	60	40				
		3	1	6	90	41-48	41-47	41-47	41-42	
\$ 51A 7124	Synchronizer assy-use with 022A-7017, 81A-7061, 81A-7102 or 022A-7017, 21C-7061-A, 81A-7102 or 022A-7017, 59C-7061, 51A-7102 or 81A-7017, 51A-7061, 51A-7102 or 81A-7017, 21C-7061-A, 81A-7102 or 81A-7017, 59C-7061, 51A-7102 or 11Y-7017, 11Y-7061, 81A-7102 or 11Y-7017, 21C-7061-B, 81A-7102-optional with 01A 7124-A	3	1	8	90	40-42	41-42	41-42	41-42	
		3	1	8	100	40-48	41-47	41-47	41-42	
		3	1	8	60	40				
		3	1	6	90	41-48	41-47	41-47	41-42	

\$ 51A-7124 Synchronizer will replace 01A-7124 by eliminating the use of 81A-7069.



CHASSIS PARTS CATALOGUE

TRANSMISSION CHART

PART NUMBER	PART NAME	TRANS. SPEEDS	NO. REQ'D	ENGINE		PASS. YEAR 18-	COMM. (LT. TRUCK) YEAR 18-	122" W.B.	122" W.B.	TRUCK YEAR 18-
				CYL.	H.P.			1/2 TON YEAR 18-	1 TON YEAR 18-	
8M 7128-A	Plate (trans. countershaft cluster gear rear thrust)-outer-use with 51A-7113 or 8M-7113	3	1	8	90	36-42	36-42			
		3	1	8	100	39-48	39-47			
		3	1	8	60	40	37-39	39		
		3	1	6	90	41-48	41-47			
		3	1	4	40		41			
B 7129	Plate (trans. countershaft gear thrust)-rear-use with B-7113, 48-7113 or 67-7113-A	3	1	4		32-34	32-34			
		3	1	8	90	32-35	32-41	39-42	38-42	
		3	1	8	100		39-41	39-47	39-42	
		3	1	8	60		37-40	39-40	38-40	
		3	1	6	90		41	41-47	41-42	
		3	1	4	40		41-42	41-42	41-42	
68 7129-A	Plate (trans. countershaft gear thrust)-rear-2.00" O.D.-use with 48-7113	3	1	8	90	36	36			
68 7129-B	Plate (trans. countershaft gear thrust)-rear-2.44" O.D.-use with 68-7113-A, 022A-7113-A, 21C-7113, 51A-7113, 8M-7113	3	1	8	90	36-42	36-42			
		3	1	8	60	40		37-39	37-39	39
		3	1	8	100	39-48	39-47			
		3	1	6	90	41-48	41-47			
		3	1	4	40		41			
74 7129-A	Plate (trans. countershaft gear thrust)-rear-use with 74-7112-A	3	1	8	60	37				
74 7129-C	Plate (trans. countershaft gear thrust)-rear-use with 74-7113-A, 74-7113-C, 74-7113-D	3	1	8	60	37-39				
59T 7129-A	Plate (trans. countershaft gear thrust)-front and rear-use with 59T-7006	4	2	ALL	ALL		39-47	39-47	39-47	32-47
8M 7129-A	Plate (trans. countershaft cluster gear rear thrust)-inner-use with 51A-7113 or 8M-7113	3	1	8	90	36-42	36-42			
		3	1	8	100	39-48	39-47			
		3	1	8	60	40	37-39	39		
		3	1	6	90	41-48	41-47			
		3	1	4	40		41			
A 7138-A	Shaft assy (trans. reverse idler)-use with multiple disc clutch	3	1	4		28	28			28
A 7140	Shaft (trans. reverse idler)-2 29/32" long-use with single disc clutch	3	1	4		28-31	28-31			28-29
B 7140-A	Shaft (trans. reverse idler)-2 11/16" long	3	1	4		32-34	32-34			
		3	1	8	90	32-42	32-42	39-42	38-42	
		3	1	8	60	40	37-40	39-40	38-40	
		3	1	8	100	39-48	39-47	39-47	39-42	
		3	1	6	90	41-48	41-47	41-47	41-42	
		3	1	4	40		41-42	41-42	41-42	



CHASSIS PARTS CATALOGUE

TRANSMISSION CHART

PART NUMBER	PART NAME	TRANS. SPEEDS	NO. REQ'D	ENGINE		PASS. YEAR 19-	COMM. (LT. TRUCK) YEAR 19-	122" W.B. 1/2 TON YEAR 19-	122" W.B. 1 TON YEAR 19-	TRUCK YEAR 19-
				CYL.	H.P.					
BB 7140	Shaft (trans.reverse idler)-5" long	4	1	All	All		39-47	39-47	39-47	29-47
★ 70 7140	Shaft (trans.reverse idler)-4.25" long	3	1	All	All		38-42	39-42	38-42	
74 7140-A	Shaft (trans.reverse idler)-2.24" long	3	1	8	60	37-39				
A 7141-A	Gear and bushing assy (trans. reverse idler)- 18 teeth-use with A-7113	3	1	4		28-31	28-31			28-29
B 7141	Gear and bushing assy (trans. reverse idler)- 18 teeth-use with B-7113, 48-7113 or 67-7113-A	3 3 3 3 3	1 1 1 1 1	4 8 8 8 6 4		32-34 32-35 40-41 37-40 41 41-42	32-34 32-41 40-41 39-40 41-47 41-42		39-42 40-47 39-40 41-47 41-42	38-42 40-42 38-40 41-42 41-42
BB 7141	Gear and bushing assy (trans. reverse idler)- 22 and 18 spur teeth	4	1	All	All		39-47	39-47	39-47	29-47
68 7141	Gear and bushing assy (trans. reverse idler)- 18 helical teeth-2.46" O.D.-use with 68-7113-A, 022A-7113-A, 21C-7113, 51A-7113 or 8M-7113	3 3 3 3	1 1 1 1	8 8 6 4	60 90 100 90 40	37-39 36-42 39-48 41-48 41	39 36-42 39-47 41-47 41	39		
★70 7141-B	Gear and bushing assy (trans. reverse idler)- 22 teeth	3	1	All	All		38-42	39-42	38-42	
74 7141-A	Gear and bushing assy (trans. reverse idler)- 18 spur teeth-use with 74-7112-A or 74-7113-A	3	1	8	60	37				
74 7141-B	Gear and bushing assy (trans. reverse idler)- 18 helical teeth-use with 74-7113-C or 74-7113-D	3	1	8	60	37-39				
B 7153	Gasket set (trans. and universal joint)- consists of the following	3	1	4		32-34	32-34			32-34
	1- 74 7051 Gasket (bearing retainer)	3	1	8	90	32-42	32-42	39-42	39-42	
	1- 78 7051 Gasket (bearing retainer)	3	1	8	100	39-48	39-47	39-47	39-42	
	1- B 7086 Gasket (bearing retainer)	3	1	6	90	41-48	41-47	41-47	41-42	
	1- 74 7086 Gasket (bearing retainer)	3	1	4	40		41-42	41-42	41-42	
	1- 40 7207 Gasket (gear shift cap)	3	1	8	60		37-40	37-40	37-40	
	1- B 7223 Gasket (gear shift housing)									
	1- 74 7223 Gasket (gear shift housing)									
	1- 01A 7223 Gasket (gear shift housing)									
	2- B 4515 Gasket (universal joint)									
	1- B 4516-A Seal (universal joint)									

★ Bus Type Transmission



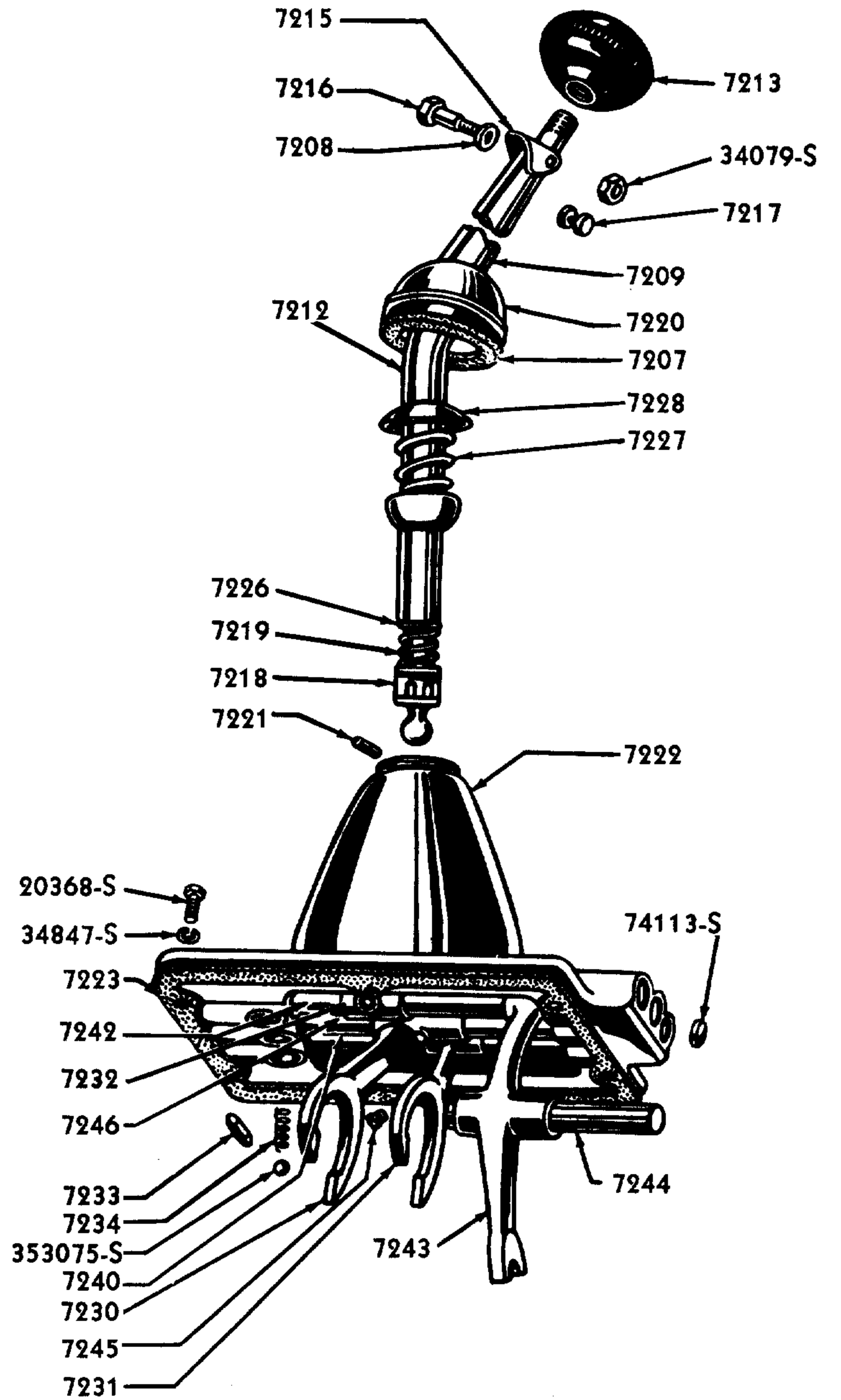
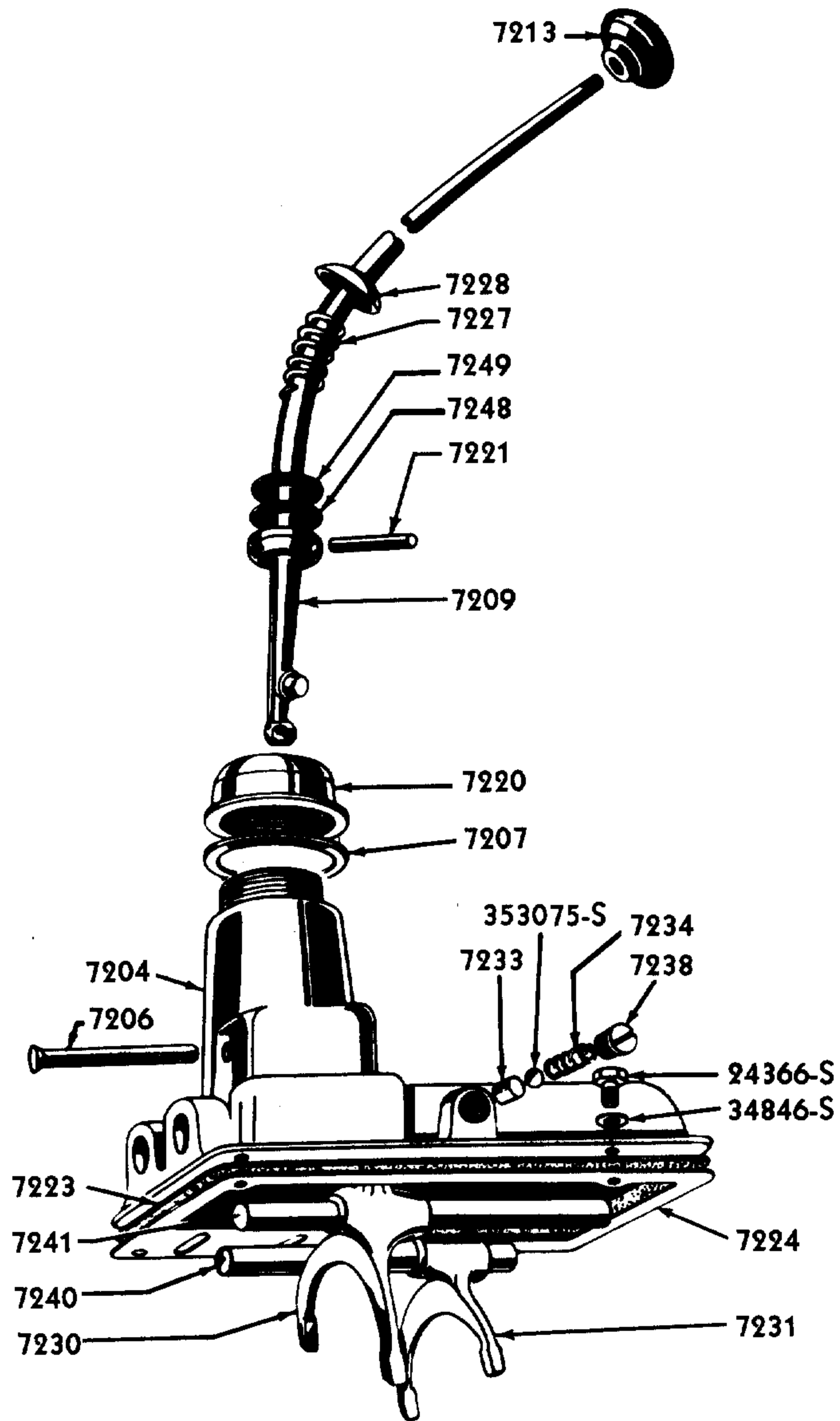
CHASSIS PARTS CATALOGUE

TRANSMISSION CHART

PART NUMBER	PART NAME	TRANS. SPEEDS	NO. REQ'D	ENGINE		PASS. YEAR 19-	COMM. (LT. TRUCK) YEAR 19-	122" W.B. 1/2 TON		122" W.B. 1 TON		TRUCK YEAR 19-
				CYL.	H.P.			YEAR 19-	YEAR 19-	YEAR 19-	YEAR 19-	
EB 7153	Gasket set (trans. & universal joint)- consists of the following	4	1	4			32-34					32-34
	1- BB 7051 Gasket (bearing retainer)	4	1	8	90		32-42	39-42	38-42			32-42
	1- BB 7086 Gasket (bearing retainer)	4	1	8	100		32-47	39-47	39-47			39-47
	1- 8D 7086 Gasket (bearing retainer)	4	1	8	60		37-40	39-40	38-40			37-40
	1- BB 7166-A Gasket (power take-off cover)	4	1	6	90		41-47	41-47	41-47			41-47
	1- BB 7223 Gasket (gear shift housing)	4	1	4	40		41-42	41-42	41-42			
	1- BB 7620 Gasket (clutch housing)											
	2- BB 4509 Gasket (u/joint housing cap)											
	1- BB 4515 Gasket (universal joint)											
A 7155	Retainer (trans. countershaft and reverse idler shaft)	3	1	4			28-31	28-31				28-29
†AA 7155	Retainer (trans. countershaft and reverse idler shaft)	4	1	4								29-31
B 7155-A	Pin (trans. countershaft and reverse idler shaft retaining)	3	1	4			32-34	32-34				
		3	1	8	90		32-42	32-42	39-42	38-42		
		3	1	8	60		40	37-40	39-40	38-40		
		3	1	8	100		39-48	39-47	39-47	39-42		
		3	1	6	90		41-48	41-47	41-47	41-42		
		3	1	4	40		41-42	41-42	41-42	41-42		
BB 7155	Retainer (trans. countershaft and reverse idler shaft)	4	1	All	All		39-47	39-47	39-47			32-47
		☆3	1	All	All		38-42	39-42	38-42			
74 7155	Pin (trans. reverse idler shaft retaining)	3	1	8	60		37-39					
	20358-S2 Bolt (countershaft and reverse idler shaft retainer to case)	3	1	4			28-31	28-31				28-29
		☆3	2	All	All		38-42	39-42	38-42			
	22526-S Bolt (countershaft & reverse idler shaft retainer to case) 3/8"-16 x 1 1/8"	4	2	All	All			39-47	39-47			29-47
	34847-S8 Lockwasher (countershaft and reverse idler shaft retainer to case bolt)-3/8"	3	1	4			28-31	28-31				28-29
		4	2	All	All		39-47	39-47	39-47			29-47
		☆3	2	All	All		38-42	39-42	38-42			
	72003-S7 Cotter pin (countershaft and reverse idler shaft retaining pin)-1/16" x 1/2"	3	1	All	All		32-48	32-47	39-47	38-42		
21C 7160	Snap ring (trans. speedometer driving gear to main shaft)-1.08" I.D.	3	1	8	90		42					
		3	1	8	100		42-47					
		3	1	6	90		42-47					
		3	1	4	40		42					
BB 7165	Cover assy (power take-off)						39-47	39-47	39-47			39-47
							Refer to Power Take-Off Group					
BB 7166-A	Gasket (trans. power take-off cover)						39-47	39-47	39-47			39-47
							Refer to Power Take-Off					

☆ Bus Type Transmission

† No Longer Supplied

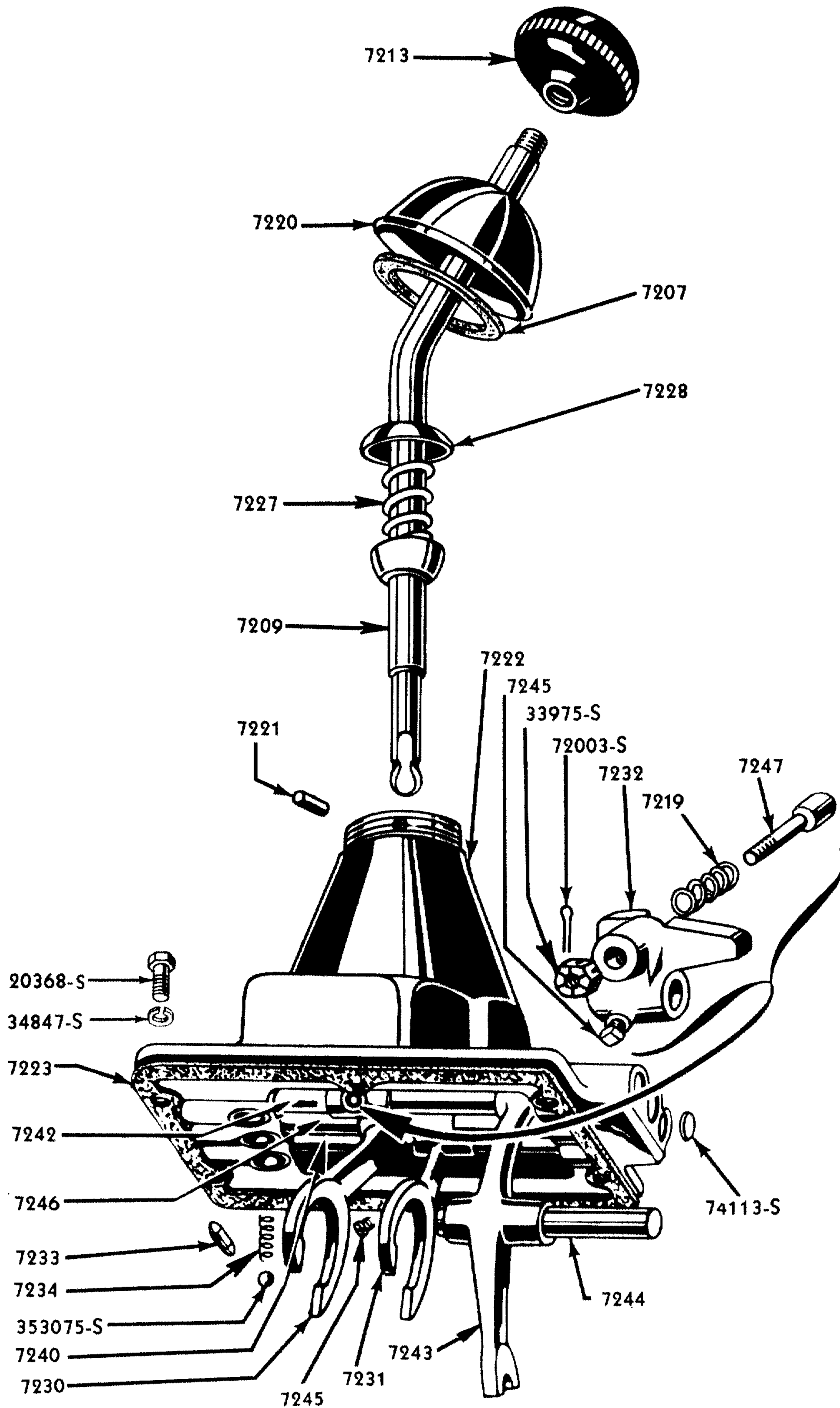


P-135

1938-39 PASSENGER 60 H.P. GEAR SHIFT

1929-42 TRUCK 4 SPEED GEAR SHIFT

Basic numbers only shown on illustration. Order by Part Numbers shown in list of parts.



P-352

1944-47 TRUCK GEAR SHIFT

Basic numbers only shown on illustration. Order by Part Numbers shown in list of parts.



CHASSIS PARTS CATALOGUE

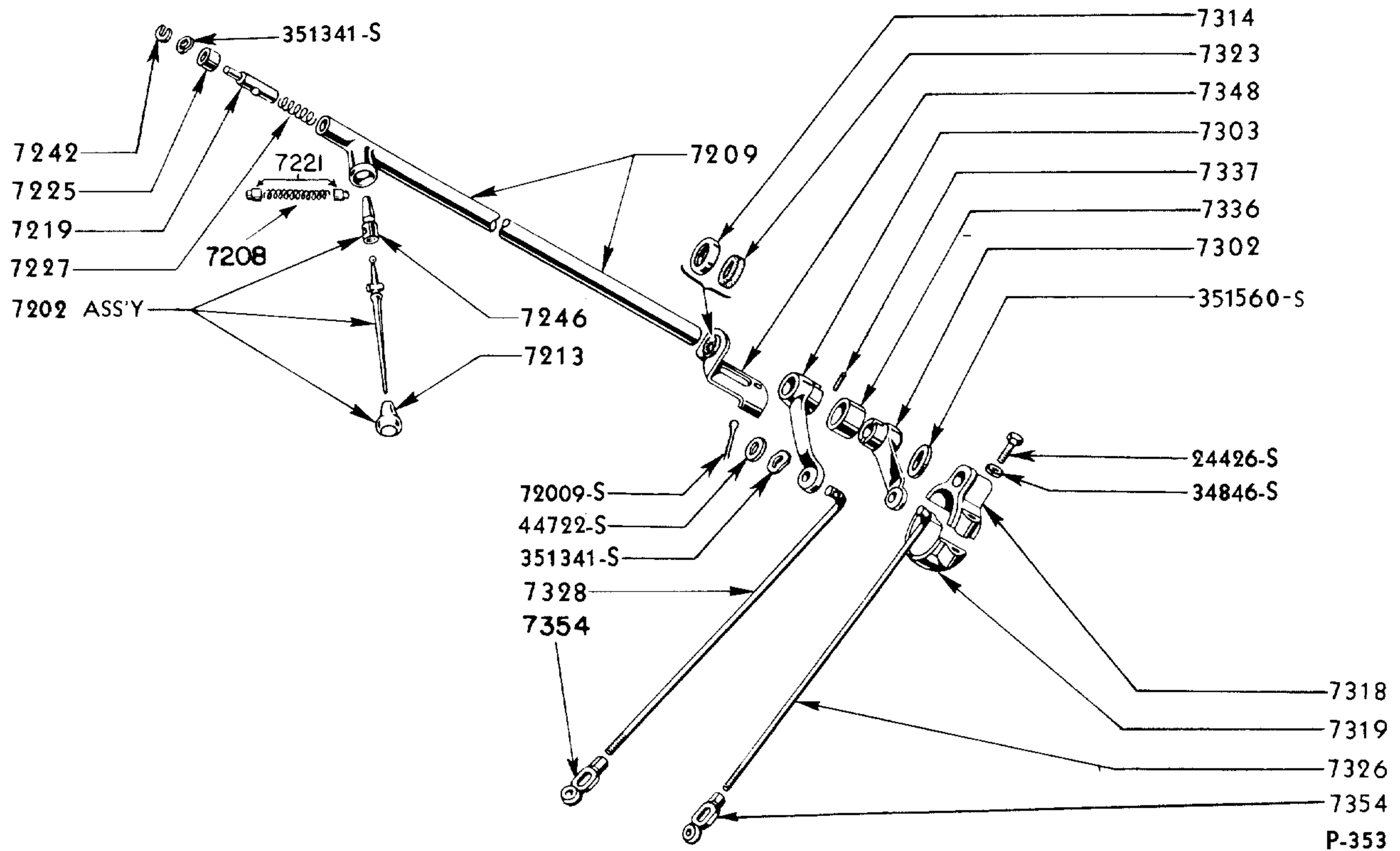
PART NUMBER	PART NAME	NO. REQ'D	MODEL	YEAR 19__
Gear Shift				
21A 7202	Lever assy (gear shift)-Mojave Tan-use with remote control gear shift-replaced by 51A-7202-B	1	Pass	40-42
51A 7202-B	Lever assy (gear shift)-use with remote control gear shift	1	Pass	46-48
		1	Comm with 3 speed trans.	40-47
51A 7202-C	Lever assy (gear shift)-Light Tan-use with remote control gear shift	1	Pass	46-48
	353023-AS7 Fitting (gear shift lever lubricator) -1/8" straight	1	Pass	42-48
B 7204	Housing assy (transmission gear shift)-LHD	1	Pass,Comm-with 3 speed trans.-(4 & 8 cyl)	32-35
74 7204	Housing assy (transmission gear shift)	1	Pass with 3 speed trans.-60 HP (8 cyl)	37-39
		1	Pass-with 3 speed trans.-60 HP (8 cyl)	37-39
	353064-S Plug (transmission gear shift housing) -1/2"	1	Pass with 3 speed trans.-60 HP (8 cyl)	37-39
81A 7204-B	Housing assy (transmission gear shift)-for center gear shift	1	Pass except 60 HP	36-39
		1	Comm,122" Trucks with 3 speed trans.	36-47
	24366-S8 Bolt (gear shift housing to transmission case) -5/16" -18 x 7/8"	6	(Pass 1932-39)(Comm,122" Trucks 1932-47) with 3 speed transmission	32-47
	34846-S2 Lockwasher (gear shift housing to transmission case bolt)	6	(Pass 1932-39)(Comm,122" Trucks 1932-47) with 3 speed transmission	32-47
	74111-S Plug (gear shift housing shifter shaft) -5/8"	3	(Pass 1932-39)(Comm,122" Trucks 1932-47) with 3 speed transmission	32-47
	353050-S Plug (shifter shaft lock plunger) -1/2" -20 x 5/16"	1	Pass,Comm	32-35
	74-7238 Plug (shifter shaft lock plunger)	1 or 2	(Pass 1936-39)(Comm,122" Trucks with 3 speed transmission 1936-47)	36-47
	A-7222-A Housing assy (transmission gear shift)-LHD-use with hand brake lever mounted on L.H. cowl panel	1	Pass,Comm,Trucks with 3 speed trans.	28
	A-7222-B Housing assy (transmission gear shift)-LHD-use with hand brake lever mounted on front of housing	1	Pass,Comm,Trucks with 3 speed trans.	28-29
	A-7222-C Housing assy (transmission gear shift)-LHD-use with hand brake mounted on side of housing	1	Pass,Comm,Trucks with 3 speed trans.	29-31
	24346-S7 Bolt (gear shift housing to transmission case) -5/16" -18 3/4"	4	Pass,Comm,Trucks with 3 speed trans.	28-31
	20146-S7 Bolt (gear shift housing to transmission case) -5/16" -18 x 1 3/8"	2	Pass,Comm,Trucks with 3 speed trans.	28-31
	34846-S2 Lockwasher (gear shift housing to transmission case bolt) -5/16"	6	Pass,Comm,Trucks with 3 speed trans.	28-31
	353050-S Plug (shifter shaft lock plunger) -1/2" -20 x 5/16"	1	Pass,Comm,Trucks with 3 speed trans.	28-31
	BB-7222 Housing (transmission gear shift)	1	Comm,Trucks with 4 speed transmission	29-42
	74113-S Plug (gear shift housing shifter shaft) -3/4"	3	Comm,Trucks with 4 speed transmission	29-42
	20368-S7 Bolt (gear shift housing to transmission case) -3/8" -16 x 7/8"	6	Comm,Trucks with 4 speed transmission	29-42
	34847-S8 Lockwasher (gear shift housing to transmission case bolt) -3/8"	6	Comm,Trucks with 4 speed transmission	29-42
	01A-7222 Housing assy (trans. gear shift)-for remote control gear shift	1	Pass	40-48
		1	Comm with 3 speed transmission	40-47



CHASSIS PARTS CATALOGUE

PART NUMBER	PART NAME	NO. REQ'D	MODEL	YEAR 19__
	48-12148 Bolt (gear shift housing to transmission case)-for remote control gear shift-5/16"-18 x 7/8"	9	Pass	40-48
		9	Comm with 3 speed transmission	40-47
	34846-S2 Lockwasher (gear shift housing to transmission case bolt)-for remote control gear shift-5/16"	9	Pass	40-48
		9	Comm with 3 speed transmission	40-47
	41T-7222 Housing assy (transmission gear shift)-LHD	1	Comm, Trucks with 4 speed transmission	44-47
	20368-S7 Bolt (gear shift housing to transmission case)-3/8"-16 x 7/8"	5	Comm, Trucks with 4 speed transmission	44-47
	350549-S Bolt (gear shift housing to transmission case)-3/8"-16 x 2 7/8"	1	Comm, Trucks with 4 speed transmission	44-47
	34847-S8 Lockwasher (gear shift housing to transmission case)	6	Comm, Trucks with 4 speed transmission	44-47
	74113-S Plug (gear shift housing shifter shaft)-3/4"	3	Comm, Trucks with 4 speed transmission	44-47
40 7206	Pin (transmission gear shift housing guide)-for center gear shift	1	Pass	32-39
		1	Comm, 122" Trucks with 3 speed trans.	32-40
40 7207	Gasket (gear shift cap to housing)-for center gear shift	1	Pass	32-39
		1	Comm, Trucks with 3 or 4 speed trans.	32-47
BB 7208	Washer (gear shift lever trigger bolt tension)	1	Comm, Trucks with 4 speed transmission	29-42
01A 7208	Spring (gear shift lever insulator trunnion)-for remote gear shift	1	Pass	40-48
		1	Comm with 3 speed transmission	40-47
4A 7209-A	Lever assy (gear shift)-LHD	1	Pass, Comm, Trucks	28-31
79 7209	Lever assy (gear shift)	1	Trucks-with 4 speed transmission(COE 1937 only)	29-39
81AS 7209	Lever assy (gear shift)-for center gear shift	1	Comm with 4 speed transmission	38-42
81W 7209	Lever assy (gear shift)	1	COE	38-42
82A 7209	Lever assy (gear shift)-Zephyr Beige	1	Pass-60 HP (8 cyl)-except Sedan Delivery & Station Wagon	37-39
01A 7209-AP	Tube & socket assy (gear shift)-prime-for remote control gear shift	1	(Pass 1940)(Sedan Delivery 1941)	40-41
01T 7209	Lever assy (gear shift)	1	Trucks with 4 speed transmission	40-42
01YS 7209	Lever assy (gear shift)-for center gear shift	1	Comm, Trucks with 3 speed Bus type trans.	38-42
11A 7209-CP	Tube & socket assy (gear shift)-prime-for remote control	1	Pass	41-48
		1	Comm-except 1941 Sedan Delivery	41-47
	351560-S7 Washer (transmission gear shift tube)-for remote control gear shift-7/8"	1	Pass	40-48
		1	Comm	40-47
48 7210	Lever assy (gear shift)	1	Pass, Comm	32-35
99A 7210	Lever assy (gear shift)-LHD	1	Pass	36-39
		1	Comm with 3 speed trans. except 1941 Sedan Delivery	36-41
		1	122" Trucks with 3 speed transmission	38-39
01Y 7210	Lever assy (gear shift)-for center gear shift	1	122" Trucks with 3 speed transmission	40-47
		1	Comm with 3 speed transmission	42-47
41T 7210-A	Lever assy (gear shift)	1	Comm, Trucks with 4 speed transmission except COE	44-47
41W 7210-A	Lever assy (gear shift)	1	COE	46-47
BB 7212	Rod (gear shift lever latch)	1	Comm, Trucks with 4 speed transmission (COE 1937 only)	29-39
81W 7212	Rod (gear shift lever latch)	1	COE	38-42
01T 7212	Rod (gear shift lever latch)	1	Comm, Trucks with 4 speed transmission except COE	40-42

+ No Longer Supplied



1940-48 PASSENGER GEAR SHIFT

Basic numbers only shown on illustration. Order by Part Numbers shown in list of parts.

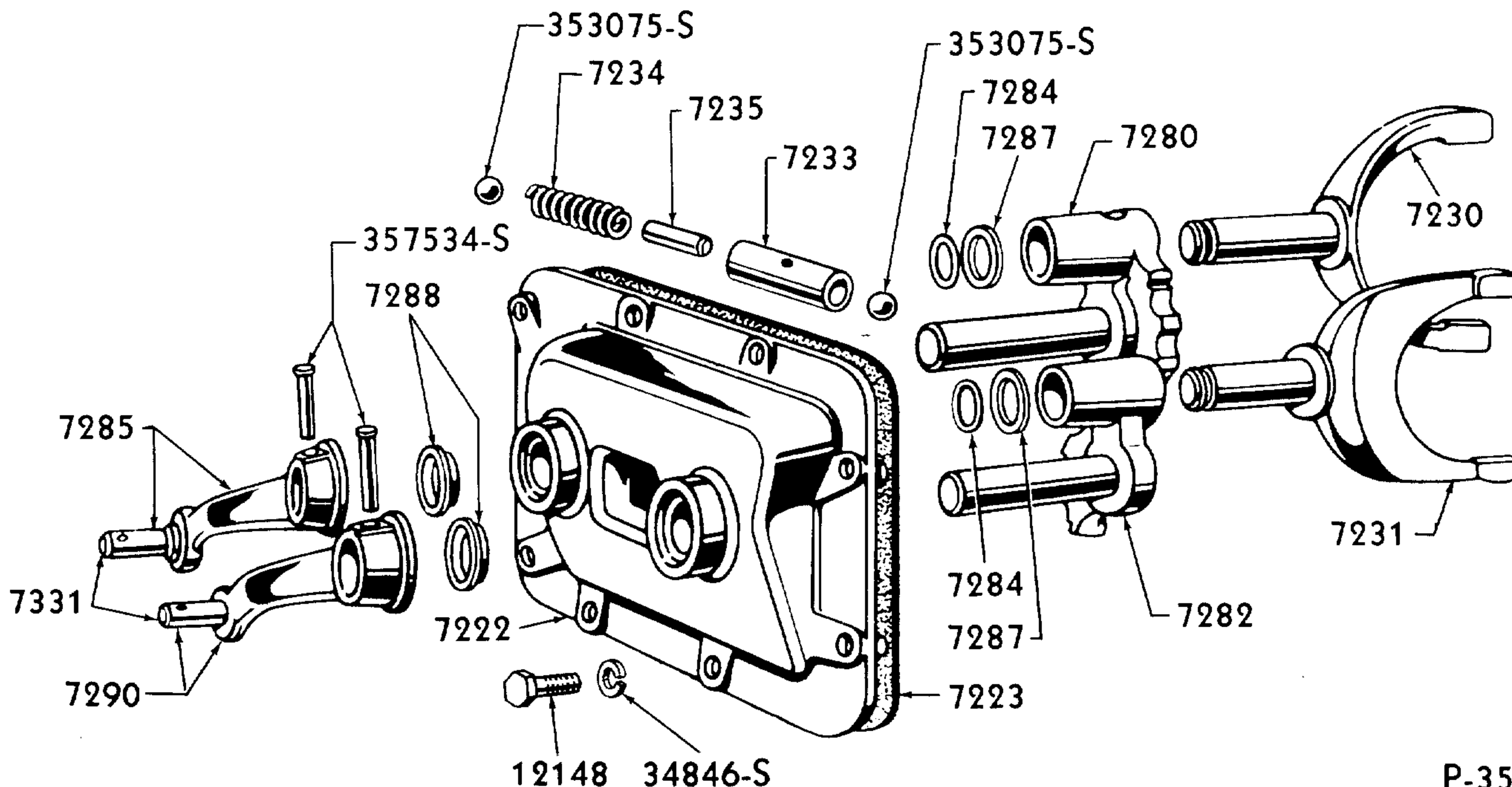
PART NUMBER	PART NAME	NO. REQ'D	MODEL	YEAR 19__
BB 7213	Ball (gear shift lever)		Refer to Two Speed Rear Axle Control Group	
BB 7213	Ball (gear shift lever)	1	Comm, Trucks with 4 speed transmission	29-47
BB 7213	Ball (gear shift lever)	1	Comm, Trucks with 3 speed Bus Type trans.	38-42
BB 7213	Ball (valve control lever)	1	Dump Truck	39-42
91C 7213	Ball (gear shift lever)-Black	1	Pass-Std, Comm	36-37
91C 7213	Ball (gear shift lever)-Black-for center gear shift	1	Comm, 122" Trucks with 3 speed trans.	38-47
99A 7213	Ball (gear shift lever)	1	Pass, Comm	28-35
		1	Pass-DeLuxe, Comm	36-37
		1	Trucks with 3 speed transmission	28-29
		1	Pass	38-39
6A 7213	Ball (gear shift lever)-Brown-for remote control gear shift	1	Pass	40-48
		1	Comm with 3 speed transmission	40-47
BB 7215-A	Trigger (gear shift lever latch)	1	Comm, Trucks with 4 speed transmission	29-42
HB 7216	Bolt (gear shift lever latch trigger)	1	Comm, Trucks with 4 speed transmission	29-42
	34079-S7 Nut (gear shift lever latch trigger bolt)-No. 10-32	1	Comm, Trucks with 4 speed transmission	29-42
BB 7217	Nut-special (gear shift lever latch rod)-No. 10-32	1	Comm, Trucks with 4 speed transmission	29-42
HB 7218	Latch (gear shift lever)	1	Comm, Trucks with 4 speed transmission	29-42
HB 7219	Spring (gear shift lever latch)	1	Comm, Trucks with 4 speed transmission	29-42
01A 7219	Pin (gear shift tube fulcrum)-overall length 3.06"-for remote control gear shift	1	Pass	40-48
		1	Comm with 3 speed transmission	40-47
	351341-S7 Washer-special (gear shift tube fulcrum pin)-for remote control gear shift-5/16"	1	Pass	40-48
		1	Comm with 3 speed transmission	40-47



CHASSIS PARTS CATALOGUE

PART NUMBER	PART NAME	NO. REQ'D	MODEL	YEAR
				19__
41T 7219-A	Spring (transmission reverse gate plunger)	1	Comm, Trucks with 4 speed transmission	44-47
41T 7219-B	Spring (transmission reverse gate plunger) - replaced by 41T-7219-A	1	Comm, Trucks with 4 speed transmission	44-47
AA 7220-A	Cap (gear shift lever to housing)	1	Trucks with 4 speed transmission	29-31
BB 7220-A	Cap (gear shift lever to housing)-for center gear shift	1	Pass	30-39
		1	Comm, Trucks	30-47
AA 7221-A	Pin (gear shift lever to housing)	1	Trucks with 4 speed transmission	29-30
B 7221	Pin (gear shift lever to housing)-for center gear shift	1	Pass except 60 HP	32-39
		1	Comm with 3 speed transmission	32-47
		1	Trucks with 4 speed transmission	30-47
		1	Comm, 122" Trucks with 3 speed Bus Type transmission	38-42
70 7221	Pin (gear shift lever to housing)-for center gear shift	1	Comm, 122" Trucks with 3 speed Bus Type transmission	38-42
74 7221	Pin (gear shift lever to housing)	1	Pass-60 HP (8 cyl)	37-39
01A 7221	Pin (gear shift lever insulator)-for remote control gear shift	1	Pass	40-48
		1	Comm with 3 speed transmission	40-47
A 7222-A	Housing assy (transmission gear shift)-LHD-use with hand brake lever mounted on L.H. cowl panel		Refer to 7204 Group	
A 7222-B	Housing assy (transmission gear shift)-LHD-use with hand brake lever mounted on front of gear shift housing		Refer to 7204 Group	
A 7222-C	Housing assy (transmission gear shift)-LHD-use with hand brake lever mounted on side of gear shift housing		Refer to 7204 Group	
BB 7222	Housing assy (transmission gear shift)		Refer to 7204 Group	
01A 7222	Housing assy (transmission gear shift)-for remote control gear shift		Refer to 7204 Group	
41T 7222	Housing assy (transmission gear shift)-LHD		Refer to 7204 Group	
A 7223	Gasket (transmission gear shift housing)	1	Pass, Comm, Trucks with 3 speed trans.	28-31
B 7223	Gasket (transmission gear shift housing)-for center gear shift	1	Pass except 60 HP	32-39
		1	Comm, 122" Trucks with 3 speed trans.	32-47
BB 7223	Gasket (transmission gear shift housing)	1	Comm, Trucks with 4 speed transmission	29-47
		1	Comm, 122" Trucks with 3 speed Bus Type transmission	38-42
74 7223	Gasket (transmission gear shift housing)	1	Pass-60 HP (8 cyl)	37-39
01A 7223	Gasket (transmission gear shift housing)-for remote control gear shift	1	Pass	40-48
		1	Comm with 3 speed transmission	40-47
AA 7224	Pin (gear shift housing)-.25" diam x 15/32" long	1	Trucks with 4 speed transmission	29-31
74 7224	Spacer (gear shift housing to transmission case)	1	Pass-60 HP (8 cyl)	37-39
01A 7225	Bushing (gear shift tube fulcrum pin)-for remote control gear shift	1	Pass	40-48
		1	Comm with 3 speed transmission	40-47
BB 7226	Washer (gear shift lever latch spring)-37/64" I.D.-7/8" O.D.	1	Comm, Trucks with 4 speed transmission	29-42
+ A 7227	Spring (gear shift lever)	1	Pass, Comm, Trucks with 3 speed trans.	28-31
B 7227	Spring (gear shift lever)-for center gear shift	1	Pass	32-39
		1	Comm with 3 speed transmission	32-47
B 7227	Spring (gear shift lever)-upper	1	Comm, Trucks with 4 speed transmission	29-47
01A 7227	Spring (gear shift tube fulcrum pin)-for remote control gear shift	1	Pass	40-48
		1	Comm	40-47
+ A 7228	Seat (gear shift lever spring)	1	Pass, Comm, Trucks with 3 speed trans.	28-31
BB 7228	Seat (gear shift lever upper spring)	1	Comm, Trucks with 4 speed transmission	29-47
		1	Comm, Trucks with 3 speed Bus Type trans.	38-42
21C 7228	Seat (gear shift lever spring)-for center gear shift	1	Pass	32-39
		1	Comm with 3 speed transmission	32-47

+ No Longer Supplied



1940-48 PASSENGER GEAR SHIFT HOUSING

Basic numbers only shown on illustration. Order by Part Numbers shown in list of parts.

P-354

PART NUMBER	PART NAME	NO. REQ'D	MODEL	YEAR 19__
A 7229	Bushing (gear shift housing)	1	Pass,Comm,Trucks with 3 speed trans.	28-29
A 7230	Fork (transmission gear shifter)	2	Pass,Comm,Trucks with 3 speed trans.	28-31
	352500-S Pin (transmission gear shifter fork)-3/16" x .97"	2	Pass,Comm,Trucks with 3 speed trans.	28-31
B 7230	Fork (transmission intermediate & high shifter)- use with B-7106	1	Pass,Comm	32-34
	352500-S Pin (transmission intermediate & high shifter fork)-3/16" x .97"	1	Pass,Comm	32-34
BB 7230	Fork (transmission third & high gear shifter)	1	Comm,Trucks with 4 speed transmission	29-47
	BB-7245 Screw (transmission gear shifter fork)	1	Comm,Trucks with 4 speed trans.	29-47
40 7230	Fork (transmission intermediate & high shifter)- use with 48-7106,48-7113 & 48-7017 when replacing B-7106,B-7113 and B-7017 for 1932-34	1	Pass,Comm	32-34
40 7230	Fork (transmission intermediate & high shifter)- use with 48-7106	1	Pass,Comm	35
68 7230	Fork (transmission intermediate & high shifter)- 2.81" inside width-use with 48-7106-for center gear shift	1	Pass-90 & 100 HP (8 cyl)	36-39
		1	Comm,122" Trucks with 3 speed trans.	36-40
	352500-S Pin (transmission intermediate & high shifter fork)-3/16" x .97"	1	Pass-90 & 100 HP (8 cyl)	35-39
		1	Comm,122" Trucks with 3 speed trans.	35-47
70 7230	Fork (transmission intermediate & high shifter)	1	Comm,122" Trucks with 3 speed Bus Type transmission	38-42
74 7230-B	Fork (transmission intermediate & high shifter)	1	Pass-60 HP (8 cyl)	37-39
	352505-S Pin (transmission intermediate & high shifter fork)-3/16" x .90"	1	Pass-60 HP (8 cyl)	37-39
91A 7230	Fork (transmission intermediate & high shifter)- 2.98" inside width-use with 81A-7106 or 01A-7106- for center gear shift	1	Pass-90 & 100 HP (8 cyl)	39
		1	Comm with 3 speed trans. (except 60 HP)	39-47
		1	122" Trucks with 3 speed transmission	41-47



CHASSIS PARTS CATALOGUE

PART NUMBER	PART NAME	NO. REQ'D	MODEL	YEAR
				19__
01A 7230	Fork (transmission intermediate & high shifter)- 3.12" inside width-use with 01A-7106-for remote control gear shift	1	Pass	40-48
		1	Comm with 3 speed transmission	40-47
8M 7230	Fork (transmission intermediate & high gear shifter) -3.112" inside width-use with 01A-7106-for remote control gear shift	1	Pass	40-48
		1	Comm-with 3 speed transmission	40-47
B 7231	Fork (transmission low & reverse gear shifter)- use with B-7100	1	Pass,Comm	32-34
BB 7231	Fork (transmission first & second gear shifter)	1	Comm,Trucks with 4 speed transmission	29-47
	BB-7245 Screw (transmission gear shifter fork lock)-3/8"-24 x 27/32" long	1	Comm,Trucks with 4 speed transmission	29-47
40 7231	Fork (transmission low & reverse gear shifter)-use with B-7100	1	Pass,Comm	35
	352500-S Pin (transmission low & reverse gear shifter fork)-3/16"x.97"	1	Pass,Comm	35
★ 68 7231-C	Fork (transmission low & reverse gear shifter)-use with 67-7100-AorB, 68-7100-AorB,01A-7100,11Y-7100 and 21C-7100-for center gear shift	1	Pass-90 & 100 HP (8 cyl)	36-39
		1	Comm with 3 speed transmission	36-47
		1	122" Trucks with 3 speed transmission	38-47
	352501-S Pin (transmission low & reverse gear shifter fork)-3/16" x 1 7/64"	1	Pass-90 & 100 HP (8 cyl)	36-39
		1	Comm with 3 speed transmission	36-47
		1	122" Trucks with 3 speed transmission	38-47
70 7231	Fork (transmission low & reverse gear shifter)-use with 70-7100-B-replaced by 70S-7231	1	Comm,122" Trucks with 3 speed Bus Type transmission	38-42
70S 7231	Fork (transmission low & reverse gear shifter)- use with 70-7100-B	1	Comm,122"Trucks with 3 speed Bus type transmission	38-42
74 7231-A	Fork (transmission low & reverse gear shifter)-use with 74-7100-A	1	Pass-60 HP	37
74 7231-B	Fork (transmission low & reverse gear shifter)-use with 74-7100-B	1	Pass-60 HP	37-39
	352505-S Pin (transmission low & reverse gear shifter fork)-3/16"x.90"	1	Pass-60 HP	37-39
01A 7231	Fork (transmission low & reverse gear shifter)-use with 01A-7100,11Y-7100 or 21C-7100-for remote control gear shift	1	Pass	40-48
		1	Comm with 3 speed transmission	40-47
8M 7231	Fork (transmission low & reverse gear shifter)-use with 01A-7100,11Y-7100 or 21C-7100-for remote control gear shift	1	Pass	40-48
		1	Comm-with 3 speed transmission	40-47
BB 7232	Gate (transmission reverse gear shifter shaft)	1	Comm,Trucks with 4 speed transmission	29-42
41T 7232	Gate (transmission reverse gear shifter shaft)	1	Comm,Trucks with 4 speed transmission	44-47
B 7233-A	Plunger (dual high shifter yoke)		Refer to Dual High Group	
B 7233-A	Plunger (transmission gear shifter shaft lock)- plunger type lock-use with B-7240 & B-7241 or 68-7240 & 68-7241	2	Pass,Comm,Trucks with 3 speed trans.- (except 60 HP Pass)	28-37
BB 7233	Plunger (transmission gear shifter shaft lock)	2	Comm,Trucks with 4 speed transmission	29-47
70 7233	Plunger (transmission gear shifter shaft lock)	1	Comm,122" Trucks with 3 speed Bus Type transmission	38-42
74 7233	Plunger (transmission gear shifter shaft lock)-use with 74-7240 & 74-7241-B	1	Pass-60 HP	37-39
78 7233	Plunger (transmission gear shifter shaft lock)- steel ball type lock-use with 81A-7240 & 81A-7241	1	Pass (except 60 HP)	37-38
		1	Comm,122" Trucks with 3 speed trans.	37-38
81A 7233	Plunger (transmission gear shifter shaft lock)-for center gear shift	1	Pass (except 60 HP)	38-39
		1	Comm,122" Trucks with 3 speed trans.	38-47
01A 7233	Plunger (transmission shifter fork cam & shaft lock) use with remote control gear shift	1	Pass	40-48
		1	Comm,122" Trucks with 3 speed trans.	40-47
B 7234	Spring (dual high shifter yoke plunger)		Refer to 4830 Dual High Group	
B 7234	Spring (transmission gear shifter shaft lock plunger)-use with B-7233-A	1	Pass,Comm,Trucks with 3 speed trans. (except 60 HP Pass)	28-37

★ Use to replace 68-7230-A or B for 1936-39 Passenger Cars when replacing 68-7100-B with 01A-7100.



CHASSIS PARTS CATALOGUE

PART NUMBER	PART NAME	NO. REQ'D	MODEL	YEAR 19__
BB 7234	Spring (transmission gear shifter shaft lock plunger)-except with reverse shaft	2	Comm, Trucks with 4 speed transmission	29-47
	353075-S Ball (transmission gear shifter shaft lock plunger) -3/8"	3	Comm, Trucks with 4 speed transmission	29-47
74 7234	Spring (transmission gear shifter shaft lock plunger)-use with 74-7233	2	Pass-60 HP	37-39
	353075-S Ball (transmission gear shifter shaft lock plunger) -3/8"	2	Pass-60 HP	37-39
78 7234	Spring (rear brake camshaft)		Refer to Rear Brake Group	
78 7234	Spring (transmission gear shifter shaft lock plunger)-use with 78-7233 or 81A-7233-for center gear shift	1 or 2	Pass (except 60 HP)	37-39
		1 or 2	Comm, 122" Trucks with 3 speed trans.	37-47
	353082-S Ball (transmission gear shifter shaft lock plunger) -7/16"	2	Pass (except 60 HP)	36-39
		2	Comm, 122" Trucks with 3 speed trans.	36-47
	353075-S Ball (transmission shifter fork cam & shaft lock plunger)-use with remote control gear shift-3/8"	2	Pass	40-48
		2	Comm with 3 speed transmission	40-47
79 7234	Spring (transmission gear shifter shaft lock plunger)-use with reverse shaft	1	Comm, Trucks with 4 speed transmission	29-47
01A 7234	Spring (transmission shifter fork cam & shaft lock plunger)-use with 01A-7233-for remote control gear shift	2	Pass	40-48
		2	Comm with 3 speed transmission	40-47
†B 7235	Plate (transmission gear shifter lever guide)	1	Pass, Comm	32-34
01A 7235	Pin (transmission gear shifter fork cam & shaft lock plunger)	1	Pass	40-48
		1	Comm with 3 speed transmission	40-47
74 7238	Plug (transmission gear shifter shaft lock plunger)	1 or 2	Pass	36-39
		1 or 2	Comm, 122" Trucks with 3 speed trans.	36-47
A 7240	Shaft (transmission low & reverse gear shifter)	1	Pass, Comm, Trucks with 3 speed trans.	28-31
AA 7240-A	Shaft (transmission low & second gear shifter)	1	Trucks with 4 speed transmission	29
B 7240	Shaft (transmission low & reverse gear shifter)-plunger type lock	1	Pass, Comm with 3 speed transmission	32-35
HB 7240	Shaft (transmission low & second gear shifter)-7.06" long	1	Comm, Trucks with 4 speed transmission	30-47
70 7240	Shaft (transmission low & reverse gear shifter)-7.25" long	1	Comm, 122" Trucks with 3 speed Bus Type transmission	38-42
74 7240	Shaft (transmission low & reverse gear shifter)-6.36" long	1	Pass-60 HP (8 cyl)	37-39
81A 7240	Shaft (transmission low & reverse gear shifter)-steel ball type lock-6.25" long	1	Pass-90 & 100 HP (8 cyl)	36-39
		1	Comm, 122" Trucks with 3 speed trans.	36-47
A 7241	Shaft (transmission intermediate & high gear shifter)	1	Pass, Comm, Trucks with 3 speed trans.	28-31
B 7241	Shaft (transmission intermediate & high shifter)-plunger type lock	1	Pass, Comm	32-35
70 7241	Shaft (transmission second & high gear shifter)-7.25" long	1	Comm, 122" Trucks with 3 speed Bus Type transmission	38-42
74 7241-B	Shaft (transmission intermediate & high shifter)-6.36" long	1	Pass-60 HP (8 cyl)	37-39
81A 7241	Shaft (transmission intermediate & high shifter)-steel ball type lock-5.88" long	1	Pass-90 & 100 HP (8 cyl)	36-39
		1	Comm, Trucks with 3 speed transmission	36-47
AA 7242-A	Shaft (transmission reverse gear shifter)	1	Trucks with 4 speed transmission	29
BB 7242	Shaft (transmission reverse gear shifter)-7.25" long	1	Comm, Trucks with 4 speed transmission	30-47
81W 7242-A	Boot (gear shift lever to housing)	1	COE	38-47
99A 7242	Boot (gear shift lever to housing)	1	Pass-DeLuxe-90 HP	39
01A 7242	Washer (gear shift tube fulcrum pin)-use with remote control gear shift	1	Pass	40-48
		1	Comm with 3 speed transmission	40-47

+ No Longer Supplied



CHASSIS PARTS CATALOGUE

PART NUMBER	PART NAME	NO. REQ'D	MODEL	YEAR
BB 7243	Fork (transmission reverse gear shifter)	1	Comm, Trucks with 4 speed transmission	29-47
81W 7243	Retainer (gear shift lever boot to housing)	1	COE	38-47
BB 7244	Shaft (transmission reverse shifter)-5 1/16" long	1	Comm, Trucks with 4 speed transmission	29-47
BB 7245	Screw (transmission gear shifter fork lock)-3/8" - 24 x 27/32" long		Refer to BB-7230 & BB-7231	
†AA 7246-A	Shaft (transmission third & high gear shifter)	1	Trucks with 4 speed transmission	29
BB 7246	Shaft (transmission third & high gear shifter)-7.06" long	1	Comm, Trucks with 4 speed transmission	30-47
OLA 7246-B	Insulator (gear shift lever)-use with remote control gear shift	1	Pass	40-48
		1	Comm with 3 speed transmission	40-47
41T 7247	Plunger (transmission reverse gear shifter shaft gate)	1	Comm, Trucks with 4 speed transmission	44-47
	33975-S Nut (transmission reverse gear shifter shaft gate plunger)-1/4"-28	1	Comm, Trucks with 4 speed transmission	44-47
	72003-S7 Cotter pin (transmission reverse gear shifter shaft gate plunger)-1/16" x 1/2"	1	Comm, Trucks with 4 speed transmission	44-47
†B 7248	Oil seal (transmission gear shift lever)-for center gear shift	1	Pass	32-39
		1	Comm, 122" Trucks with 3 speed trans.	32-47
†B 7249	Washer (transmission gear shift lever oil seal)-for center gear shift	1	Comm, 122" Trucks with 3 speed trans.	32-47
B 7249	Washer (engine front support to insulator bolt)	As req'd	Truck Refer to Engine Front Support Group	35-36
†AA 7252-A	Housing (power take-off)	1	Trucks Refer to Power Take-Off Group	29-31
BB 7253	Housing & bushing (power take-off)	1	Trucks Refer to Power Take-Off Group	29-47
BB 7254	Gear (power take-off)	1	Trucks Refer to Power Take-Off Group	29-47
†AA 7255-A	Driveshaft (power take-off)	1	Trucks Refer to Power Take-Off Group	29-31
BB 7255	Driveshaft (power take-off)	1	Trucks Refer to Power Take-Off Group	29-47
BB 7256	Washer (power take-off driveshaft)-I.D. 1 17/64" - O.D. 1 5/8"	2	Trucks Refer to Power Take-Off Group	29-47
BB 7257	Washer (power take-off driveshaft)-I.D. 1 1/64" - O.D. 1 3/8"	1	Trucks Refer to Power Take-Off Group	29-47
BB 7258-A	Bushing (power take-off housing front)-1" long	1	Trucks Refer to Power Take-Off Group	29-47
BB 7259-A	Bushing (power take-off housing rear)-1 1/4" long	1	Trucks Refer to Power Take-Off Group	29-47
BB 7260	Plug (power take-off housing)	2	Trucks Refer to Power Take-Off Group	29-47
BB 7261	Ring (power take-off driveshaft lock)	1	Trucks Refer to Power Take-Off Group	29-47
AA 7262-C	Packing (power take-off driveshaft)-replaced by B-3125	1	Trucks Refer to Power Take-Off Group	29-31
BB 7263	Washer (power take-off shifter shaft felt)	1	Trucks Refer to Power Take-Off Group	29-37
BB 7266	Shaft (power take-off shifter)	1	Trucks Refer to Power Take-Off Group	29-47
BB 7267	Lever (power take-off throw-out)	1	Trucks Refer to Power Take-Off Group	29-42

† No Longer Supplied



CHASSIS PARTS CATALOGUE

PART NUMBER	PART NAME	NO. REQ'D	MODEL	YEAR 19__
BB 7268	Support (power take-off throw-out lever)	1	Trucks Refer to Power Take-Off Group	29-42
811Z 7269	Rod (power take-off lever)	1	COE Refer to Power Take-Off Group	38-47
51 7270-B	Lever (power take-off shifter)	1	Trucks (except COE) Refer to Power Take-Off Group	29-47
51 7270-C	Lever (power take-off shifter)	1	Trucks (except COE) Refer to Power Take-Off Group	29-47
811Z 7270	Lever (power take-off shifter)	1	COE Refer to Power Take-Off Group	38-47
BB 7271-A	Bearing (power take-off shifter lever)-use with 51 7270-B	1	Trucks Refer to Power Take-Off Group	29-47
BB 7271-B	Bearing (power take-off shifter lever)	1	Trucks (except COE) Refer to Power Take-Off Group	29-47
BB 7272	Spring (power take-off shifter shaft lock ball)	1	Trucks Refer to Power Take-Off Group	29-47
BB 7273	Nut (power take-off throw-out lever support)	1	Trucks Refer to Power Take-Off Group	29-42
51 7274-A	Grease retainer (power take-off drive shaft)	2	Trucks Refer to Power Take-Off Group	29-47
8T 7274	Oil seal (power take-off shifter shaft)	1	Trucks Refer to Power Take-Off Group	29-47
51 7275-A	Power take-off assy-replaced by 51-7275-B	1	Trucks (except COE) Refer to Power Take-Off Group	29-47
51 7275-B	Power take-off assy-LHD	1	Trucks (except COE) Refer to Power Take-Off Group	29-47
811Z 7275	Power take-off assy	1	COE Refer to Power Take-Off Group	38-47
8T 7275-A	Kit (power take-off)	1	Trucks Refer to Power Take-Off Group	29-47
BB 7276	Screw (power take-off shifter lever)	2	Trucks Refer to Power Take-Off Group	29-42
51 7276	Bolt (power take-off shifter lever)	1	Trucks Refer to Power Take-Off Group	35-47
+811Z 7276	Bolt (power take-off shifter lever)	1	COE Refer to Power Take-Off Group	38-47
01A 7280	Cam & shaft assy (high & intermediate shifter fork)- for remote control gear shift	1 1	Pass Comm with 3 speed transmission	40-48 40-47
+AA 7281	Fork (power take-off shifter)	1	Trucks Refer to Power Take-Off Group	29-31
01A 7282	Cam & shaft assy (low & reverse shifter fork)-for remote control gear shift	1 1	Pass Comm with 3 speed transmission	40-48 40-47
01A 7284	Retainer (transmission gear shifter fork to cam & shaft)-for remote control gear shift	2 2	Pass Comm with 3 speed transmission	40-48 40-47
21A 7285	Lever assy (intermediate & high cam & shaft shift)- for remote control gear shift	1 1	Pass Comm with 3 speed transmission	40-48 40-47
01A 7287	Washer (transmission shifter fork cam & shaft thrust)-for remote control gear shift	2 2	Pass Comm with 3 speed transmission	40-48 40-47
01A 7288	Seal (transmission shifter fork cam & shaft shift lever)-for remote control gear shift	2 2	Pass Comm with 3 speed transmission	40-48 40-47
21A 7290	Lever assy (low & reverse cam & shaft shift)-for remote control gear shift	1 1	Pass Comm with 3 speed transmission	40-48 40-47
	357534-S7 Pin (shift lever to cam & shaft)-1/4" x 1 1/8"	2 2	Pass Comm with 3 speed transmission	40-48 40-47

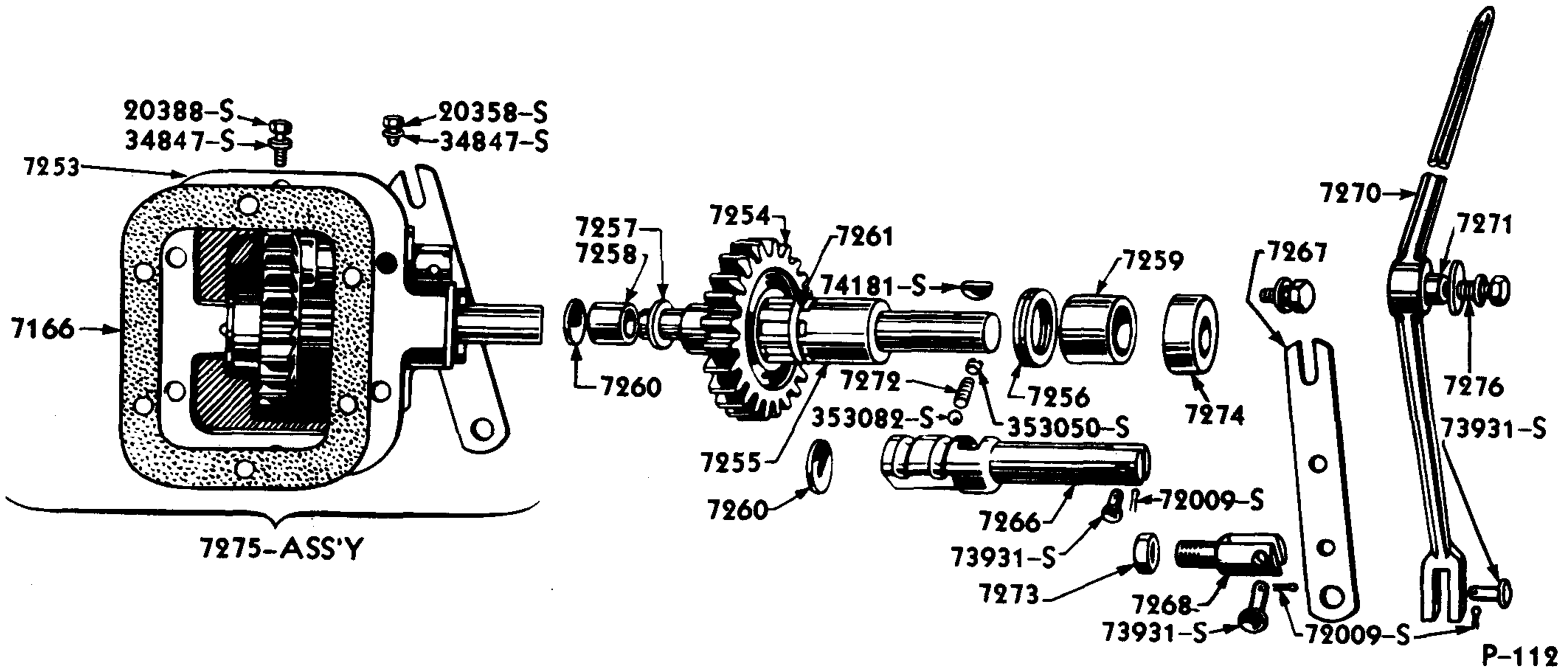
+ No Longer Supplied



CHASSIS PARTS CATALOGUE

PART NUMBER	PART NAME	NO. REQ'D	MODEL	YEAR
01A 7302-A	Lever assy (gear shift tube intermediate & high shift)-LHD-for remote control gear shift	1	Pass	40-48
		1	Comm with 3 speed transmission	40-47
01A 7303-A	Lever assy (gear shift tube low & reverse shift)-for remote control gear shift	1	Pass	40-48
		1	Comm with 3 speed transmission	40-47
	351560-S7 Washer (gear shift tube shift lever thrust)-for remote control gear shift -7/8"	1	Pass	40-48
		1	Comm with 3 speed transmission	40-47
01A 7314	Cup (gear shift tube lever retainer felt washer)-for remote control gear shift	1	Pass	40-48
		1	Comm with 3 speed transmission	40-47
01A 7318	Bracket (gear shift tube & steering column for remote control gear shift)	1	Pass	40-48
		1	Comm with 3 speed transmission	40-47
01A 7319	Cap (gear shift tube & steering column bracket)-for remote control gear shift	1	Pass	40-48
		1	Comm with 3 speed transmission	40-47
	24426-S8 Bolt (gear shift tube & steering column bracket cap attaching)-5/16"-18 x 1 1/4"	2	Pass	40-48
		2	Comm with 3 speed transmission	40-47
	34846-S2 Lockwasher (gear shift tube & steering column bracket cap bolt) -5/16"	2	Pass	40-48
		2	Comm with 3 speed transmission	40-47
70 7320	Guide (gear shift lever)	1	Comm, 122" Trucks with 3 speed Bus Type transmission	38-42
70 7322	Spring (gear shift lever guide)	1	Comm, 122" Trucks with 3 speed Bus Type transmission	38-42
01A 7323	Washer (gear shift tube lever retainer)-for remote control gear shift	1	Pass	40-48
		1	Comm with 3 speed transmission	40-47
70 7324	Pin (gear shift lever guide spring)	1	Comm, 122" Trucks with 3 speed Bus Type transmission	38-42
01A 7326-A	Rod (gear shift tube high & intermediate lever to cam & shaft lever connecting)-for remote control gear shift	1	Pass	40
01A 7326-B	Rod (gear shift tube high & intermediate lever to cam & shaft lever connecting)-for remote control gear shift-use with lever with pin assembled	1	Pass	40-48
		1	Comm with 3 speed transmission	40-47
01A 7328-B	Rod (gear shift tube low & reverse lever to cam & shaft lever connecting)-for remote control gear shift	1	Pass	40-48
		1	Comm with 3 speed transmission	40-47
	351341-S7 Washer (connecting rod to gear shift tube lever)-5/16"	4	Pass	40-48
		4	Comm with 3 speed transmission	40-47
	44722-S8 Washer (connecting rod to gear shift tube lever)-5/16" flat	4	Pass	40-48
		4	Comm with 3 speed transmission	40-47
	72009-S Cotter pin (connecting rod to gear shift tube lever)-3/32" x 5/8"	4	Pass	40-48
		4	Comm with 3 speed transmission	40-47
01A 7331	Pin (gear shift cam & shaft lever to connecting rod lever)-for remote control gear shift	2	Pass	40-48
		2	Comm with 3 speed transmission	40-47
01A 7336	Sleeve (gear shift tube low & reverse lever to high & intermediate lever)-for remote control gear shift	1	Pass	40-48
		1	Comm with 3 speed transmission	40-47
01A 7337	Pin (gear shift tube lever)-for remote control gear shift	1	Pass	40-48
		1	Comm with 3 speed transmission	40-47
01A 7348	Retainer (gear shift tube lever)-LHD-for remote control gear shift	1	Pass	40-48
		1	Comm with 3 speed transmission	40-47
01A 7354-A	Clevis assy (gear shift tube low & reverse connecting rod)-for remote control gear shift	1	Pass	40-48
		1	Comm with 3 speed transmission	40-47
01A 7354-A	Clevis assy (gear shift tube high & intermediate connecting rod)-for remote control gear shift	1	Pass	40-48
		1	Comm with 3 speed transmission	40-47
	33798-S8 Nut (connecting rod clevis) -5/16"-24	2	Pass	40-48
		2	Comm with 3 speed transmission	40-47

+ No Longer Supplied



1929-47 POWER TAKE-OFF

Basic numbers only shown on illustration. Order by Part Numbers shown in list of parts.

PART NUMBER	PART NAME	NO. REQ'D	MODEL	YEAR
Power Take-Off (Ford Design)				
BB-7165	Cover assy (power take-off)	1	Trucks	29-47
20358-S2	Bolt (power take-off cover)- 3/8"-16 x 13/16"	6	Trucks	29-47
34847-S8	Washer-flat-3/8"			
BB-7166-A	Gasket (power take-off cover)	1	Trucks	29-47
BB-7166-A	Gasket (power take-off housing)-	1	Trucks	29-47
BB-7253	Housing and bushing assy (power take-off)-use with 51-7275-A or B	1	Trucks	29-47
20358-S2	Bolt (power take-off to transmission case)-3/8"-16 x 13/16"	1 or 2	Trucks	29-47
20388-S7	Bolt (power take-off to transmission case)-3/8"-16 x 1"	4 or 5	Trucks	29-47
34847-S8	Lockwasher (power take-off to transmission case bolt)	6 or 7	Trucks	29-47
BB-7254	Gear (power take-off)-use with 51-7275-A or B	1	Trucks	29-47
BB-7255	Driveshaft (power take-off)-use with 51-7275-A or B	1	Trucks	29-47
BB-7256	Washer (power take-off driveshaft)- use with BB-7255-I.D. 1 17/64"- O.D. 1 5/8"	2	Trucks	29-47
BB-7257	Washer (power take-off driveshaft)- use with BB-7255-I.D. 1/64"-O.D. 1 3/8"	1	Trucks	29-47
74181-S	Key (power take-off driveshaft) -7/8" x 1/4"-use with BB-7255	1	Trucks	29-47
351351-S	Lockwasher (power take-off driveshaft)-.336"-use with BB-7255	1	Trucks	29-37

☆ When supplying BB-7523 also service 2 of 51-7274-A oil seals.



CHASSIS PARTS CATALOGUE

PART NUMBER	PART NAME	NO. REQ'D	MODEL	YEAR 19__
BB-7258-A	Bushing (power take-off housing)- 1" long-use with BB-7253	1	Trucks	29-47
BB-7259-A	Bushing (power take-off housing)- 1 1/4" long-use with BB-7253	1	Trucks	29-47
BB-7260	Plug-expansion (power take-off housing)-use with BB-7253	2	Trucks	29-47
BB-7261	Lock ring (power take-off drive- shaft) -use with BB-7253	1	Trucks	29-47
†AA-7263-A	Washer (power take-off shifter shaft felt)		Refer to Detroit Harvester Group	
BB-7263	Washer (power take-off shifter shaft felt)	1	Trucks	29-37
BB-7265	Retainer (power take-off shifter shaft felt washer)	1	Trucks	29-37
20337-S2	Bolt (power take-off shifter shaft felt washer retainer)- 5/16"-24 x 11/16"	2	Trucks	29-37
351351-S	Lockwasher (power take-off shifter shaft felt washer retainer)-.336"	2	Trucks	29-37
BB-7266	Shaft (power take-off shifter)- use with BB-7254	1	Trucks	29-47
BB-7267	Lever (power take-off throw-out)- use with 51-7275-A or B	1	Trucks	29-42
BB-7268	Support (power take-off throw-out lever)-use with BB-7267	1	Trucks	29-42
811Z-7269	Rod (power take-off lever)- use with BB-7267	1	COE	38-47
51-7270-B	Lever (power take-off shifter)- use with 51-7275-A or B	1	Trucks except COE	29-47
51-7270-C	Lever (power take-off shifter)- use with 51-7275-A or B	1	Trucks except COE	29-47
811Z-7270	Lever (power take-off shifter)- use with 51-7275-A or B	1	COE	38-47
20418-S	Bolt (power take-off lever bracket to transmission case) -3/8"-16 x 1 3/16"	1	Trucks	29-47
34707-S2	Washer (power take-off lever bracket to transmission case) -3/8"	1	Trucks	29-47
BB-7271-A	Bushing (power take-off shifter lever)-use with 51-7270-B	1	Trucks	29-47
BB-7271-B	Bushing (power take-off shifter lever)-use with 51-7270-C	1	Trucks (except COE)	29-47
BB-7272	Spring (power take-off shifter shaft lock ball)-use with BB-7266	1	Trucks	29-47
353082-S	Ball (power take-off shifter shaft lock)-7/16"-use with BB-7272	1	Trucks	29-47

† No Longer Supplied



CHASSIS PARTS CATALOGUE

PART NUMBER	PART NAME	NO. REQ'D	MODEL	YEAR 19__
BB-7273	Nut (power take-off throw-out lever support)-use with BB-7267	1	Trucks	29-42
73931-S7	Pin-clevis (power take-off throw-out lever support) - 5/16" x 31/32"	3	Trucks	29-47
72009-S	Cotter pin (power take-off throw-out lever support)- 3/32" x 5/8"	3	Trucks	29-47
18-6026-A	Plug (power take-off shifter ball) -1/4"-18	1	Trucks	29-47
73931-S7	Pin (power take-off throw-out lever clevis) -5/16" x 31/32"	1	Trucks	37-47
51-7274-A	Oil seal (power take-off drive-shaft)-use with BB-7255	2	Trucks	29-47
8T-7274	Oil seal (power take-off shifter shaft)	1	Trucks	29-47
51-7275-A	Power take-off assy-replaced by 51-7175-B	1	Trucks except COE	29-47
51-7275-B	Power take-off assy-LHD	1	Trucks except COE	29-47
20358-S2	Bolt (power take-off)- 3/8"-16 x 13/16"	1	Trucks	29-37
20388-S7	Bolt (power take-off)- 3/8"-16 x 1"	5	Trucks	29-37
34847-S8	Lockwasher (power take-off bolt)	6	Trucks	29-37
811Z-7275	Power take-off assy	1	COE	38-47
8T-7275-A	Kit (power take-off)-with spur gear-consists of the following 3- BB 7166-B Gasket 1- 24514-S Bolt 1- 8T 7251-A Take-off 1- 44726-S2 Washer 1- 8T 7270 Lever 1- 72009-S Cotter pin 1- BB 7271-B Bushing 1- 73871-S Pin 6- 20388-S7 Bolt 1- 74181-S Key	1	Trucks	29-47
BB-7276	Bolt (power take-off lever to gear shift housing)-3/8"-16 x 1 3/4"	2	Trucks	29-42
51-7276	Bolt (power take-off lever to gear shift housing)-3/8"-16 x 2"-use with 51-7270-B	1	Trucks	35-47
20489-S2	Bolt (power take-off lever to gear shift housing)- 3/8"-24 x 1 5/8"	2	Trucks	35-47
811Z-7276	Bolt (power take-off lever to shifter housing)-3/8"-16 x 1.63"	1	COE	38-47



CHASSIS PARTS CATALOGUE

PART NUMBER	PART NAME	NO. REQ'D	MODEL	YEAR 19__
-------------	-----------	-----------	-------	--------------

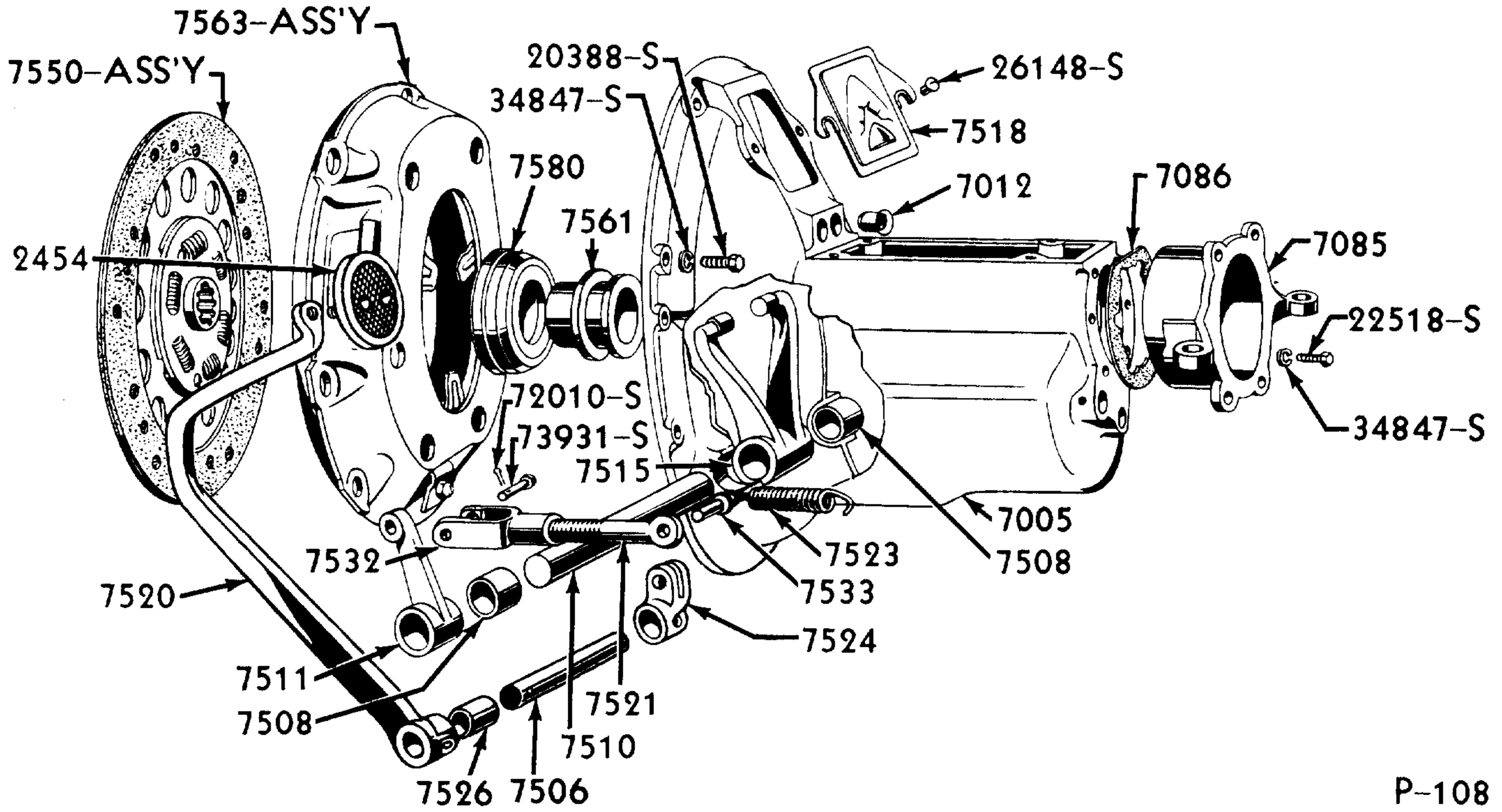
Power Take-Off (Detroit Harvester Design)

AA-7252-A	Housing (power take-off)	1	Trucks	29-31
74113-S	Plug (power take-off housing)- 3/4"	1	Trucks	29-31
AA-7255-A	Driveshaft (power take-off)	1	Trucks	29-31
BB-7257	Washer (power take-off driveshaft) I.D. 1-1/64"-O.D. 1-3/8"	1	Trucks	29-31
74181-S	Key (power take-off driveshaft) woodruff-7/8" x 1/4"	1	Trucks	29-31
BB-7260	Plug-expansion (power take-off housing)	1	Trucks	29-31
†AA-7263-A	Felt (shifter shaft ball)	1	Trucks	29-31
353050-S	Plug (shifter shaft ball) - 1/2"-20	1	Trucks	29-31
51-7270-B	Lever (power take-off)	1	Trucks	29-31
20514-S7	Bolt (power take-off lever) - 3/8"-16 x 1 7/8"	1	Trucks	29-31
33799-S7	Nut (power take-off lever) - 3/8"-16	1	Trucks	29-31
BB-7272	Spring (shifter ball)	1	Trucks	29-31
AA-7281	Fork (power take-off shifter)	1	Trucks	29-31
BB-7166-A	Gasket (power take-off housing)	1	Trucks	29-31
353055-S7	Plug-	1	Trucks	29-31

Power Take-Off (Wood Design)

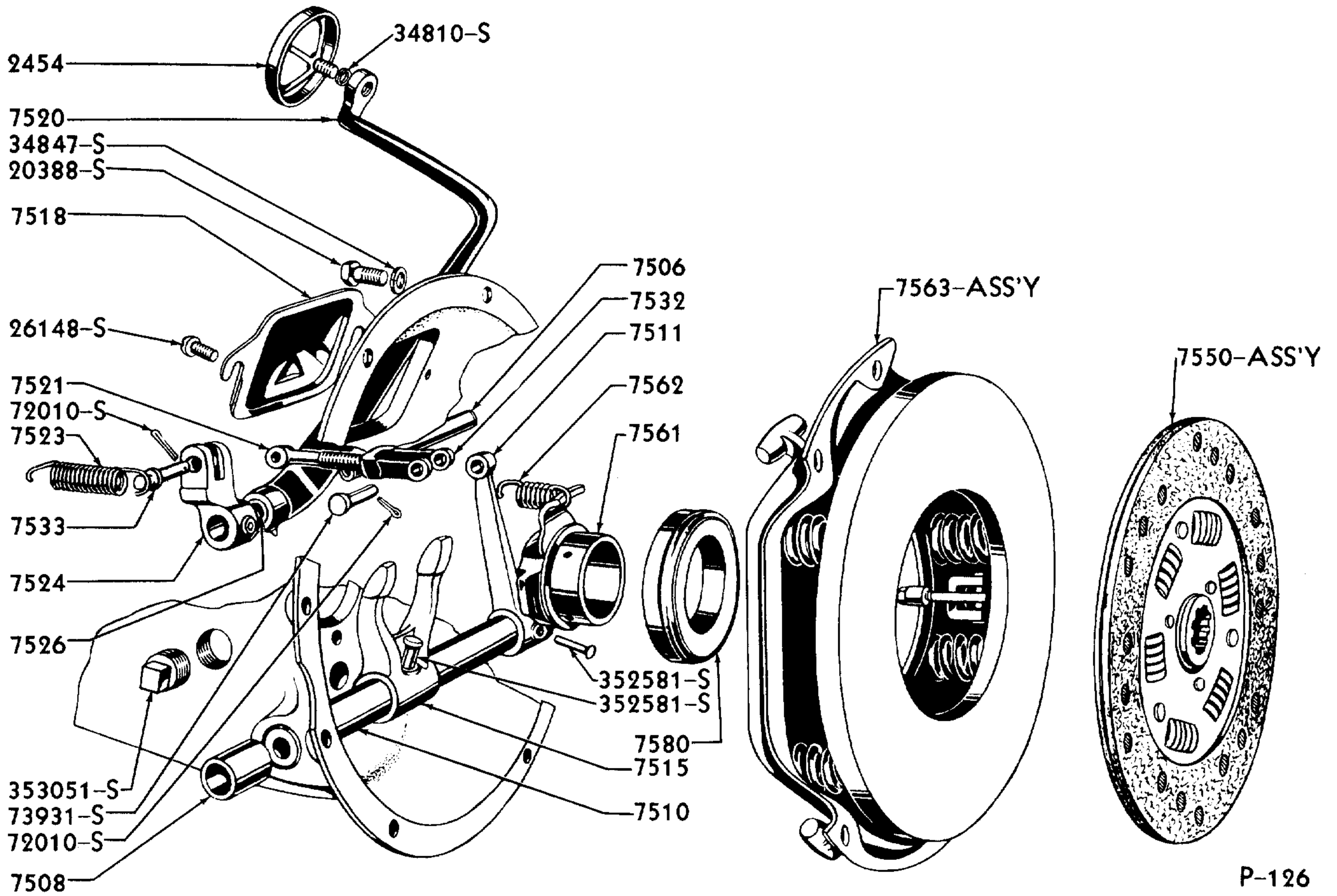
AA-7258-C	Bushing (power take-off driveshaft) -shouldered	1	Trucks	29-31
AA-7262-C	Packing (power take-off driveshaft) -replaced by B-3125	1	Trucks	29-31
74181-S	Key-woodruff-7/8" x 1/4"	1	Trucks	29-31
36912-S2	Bolt-1/4"-20 x 1"	3	Trucks	29-31
34805-S8	Washer-1/4"	3	Trucks	29-31
353055-S7	Plug-1/4"-18	1	Trucks	29-31

† No Longer Supplied



1937 60 H.P. CLUTCH

P-108

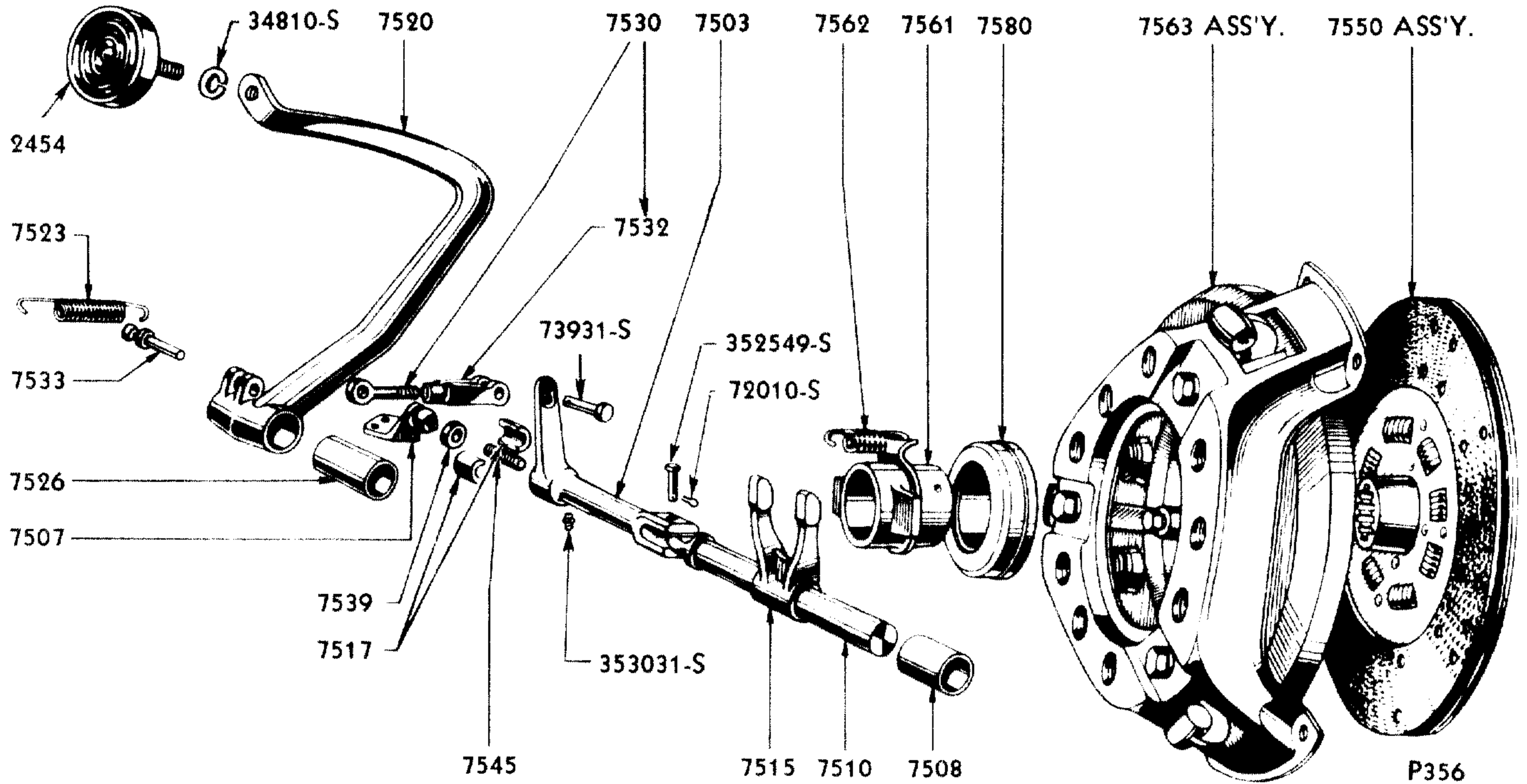


1935-37 90 H.P. CLUTCH

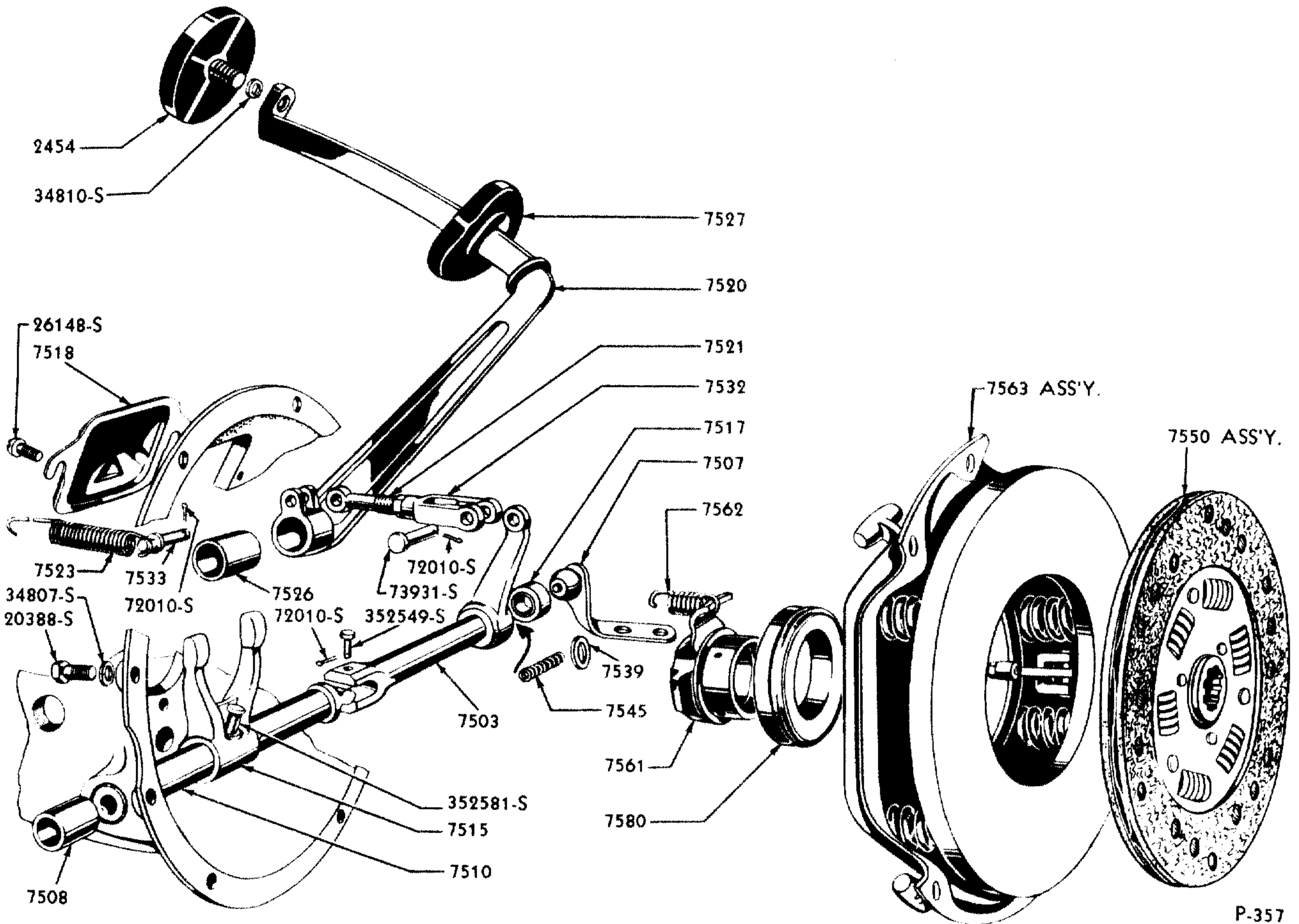
Basic numbers only shown on illustration. Order by Part Numbers shown in list of parts.

P-126

CHASSIS PARTS CATALOGUE



1940-47 TRUCK CLUTCH



1940-48 PASSENGER CLUTCH

Basic numbers only shown on illustration. Order by Part Numbers shown in list of parts.



CHASSIS PARTS CATALOGUE

CLUTCH CHART

PART NUMBER	PART NAME	TRANS. SPEEDS	NO. REQ'D	ENGINE		PASS. YEAR 19--	COMM. (LT. TRUCK) YEAR 19--	122" W.B. 1/2 TON YEAR 19--	122" W.B. 1 TON YEAR 19--	TRUCK YEAR 19--
				CYL.	H.P.					
A 7501-A	Housing assy (clutch)-use with multiple disc clutch	3	1	4		28	28			28
†A 7501-B	Housing assy (clutch)-use with single disc clutch	3	1	4		28-31	28-31			28-31
	20388-S7 Bolt (clutch housing to fly-wheel housing)-3/8"-16 x 1"	3	11	4		28-31	28-31			28-31
	34847-S8 Lockwasher (clutch housing to flywheel housing bolt)	3	11	4		28-31	28-31			28-31
	350636-S Bolt (clutch housing to trans. case)-7/16"-14 x 1 3/8"	3	4	4		28-31	28-31			28-31
	34808-S8 Lockwasher (clutch housing to trans. case bolt)-7/16"	3	4	4		28-31	28-31			28-31
†AA 7501	Housing assy (clutch)	4	1	4						29-31
BB 7501-A	Housing assy (clutch)	4	1	4						32-34
†BB 7501-B	Housing assy (clutch)	4	1	8	90					32
BB 7501-C	Housing assy (clutch)	4	1	8	90					33-34
	20388-S7 Bolt (clutch housing to flywheel housing)-3/8"-16 x 1"	4	10	4						32-34
	34847-S8 Lockwasher (clutch housing to flywheel housing bolt)-3/8"	4	10	4						32-34
	22544-S Bolt (clutch housing to flywheel housing)-1/2"-20 x 1 3/8"	4	6	4						29-31
	34809-S8 Lockwasher (clutch housing to flywheel housing bolt)-1/2"	4	6	4						29-31
	22544-S Bolt (clutch housing to flywheel housing)-1/2"-20 x 1 3/8"	4	6	8						33-34
	34809-S8 Lockwasher (clutch housing to flywheel housing bolt)-1/2"	4	6	8						33-34
01T 7501	Housing assy (clutch)-use with 59T-7006	4	1	8	90		39-42	39-42	39-42	35-42
		4	1	8	100		39-47	39-47	39-47	39-47
		4	1	4	40		41-42	41-42	41-42	
††		4	1	6	90		47	47	47	47
Δ 4GT 7501	Housing assy (clutch)-use with 59T-7006	4	1	6	90		41-47	41-47	41-47	41-47
5NY 7501	Housing assy (clutch)-use with 59T-7006	4	1	4	40			41-42	41-42	
	88414-S Stud (clutch housing to trans. case)-1/2"-13 & 1/2"-20 x 1 3/4"	4	6	All	All		39-47	39-47	39-47	38-47
	34809-S8 Lockwasher (clutch housing to trans. case bolt)-1/2"	4	6	All	All		39-47	39-47	39-47	38-47
01A 7503-A	Shaft (clutch release equalizer)	3	1	8	90	40	40-41			
01T 7503-A	Shaft (clutch release equalizer)	4	1	8	All		42-47	40-47	40-47	40-47
		4	1	6	90		42-47	41-47	41-47	41-47
09A 7503-A	Shaft (clutch release equalizer) - replaced by 51A-7503	3	1	8	90	41-42				
		3	1	8	100	40-46				
		3	1	4	40		41			
51A 7503	Shaft (clutch release equalizer)	3	1	8	100	46-48				
	352549-S7 Pin (clutch release equalizer shaft)-1/4" x 1.22"	All	1	All	All	40-48	40-47	40-47	40-47	40-47
	72010-S Cotter pin (clutch release equalizer shaft pin)-1/8" x 5/8"	All	1	All	All	40-48	40-47	40-47	40-47	40-47
†A 7506-A	Shaft (clutch & brake pedal)-6 7/16" long - use with multiple disc clutch	3	1	4		28	28			28

Δ 6 Cylinder "G" Series

†† 6 Cylinder "H" Series

† No Longer Supplied



CHASSIS PARTS CATALOGUE

CLUTCH CHART

PART NUMBER	PART NAME	TRANS. SPEEDS	No. REQ'D	ENGINE		PASS. YEAR 19-	COMM. (LT. TRUCK) YEAR 19-	122" W.B. X TON YEAR 19-	122" W.B. 1 TON YEAR 19-	TRUCK YEAR 19-
				CYL.	H.P.					
A 7506-B	Shaft (clutch & brake pedal)-6 3/4" long-5.48" between holes	3	1	4		28-31	28-31			28-31
AA 7506	Shaft (clutch & brake pedal)-6 3/4" long-5.29" between holes	4	1	4						29-31
	72291-S8 Pin (clutch & brake pedal to shaft)-1/8" x 1 1/2"	All	1	4		28-31	28-31			28-31
● B 7506-A	Shaft (clutch pedal)	All	1	All	All	32-34	32-34	39	38-39	32-39
	● 352581-S7 Pin (clutch pedal to shaft)-5/16" x 1 1/2"	All	1	All	All	32-37	32-37	39	38-39	32-39
● 48 7506	Shaft (clutch and brake pedal)-6.12" long	All	1	All	All	35-38	35-38			
+ 48 7506	Shaft (clutch and brake pedal)-6.12" long	All	1	All	All					38-47
	● 91A-2470 Shaft (clutch & brake pedal)	All	1	All	All	39	39	39	39	39
	01A-2473 Bracket & shaft assy (clutch & brake pedal)	3	1	All	All	40-48	40-47	40-42		
● 01T 7506	Shaft (clutch and brake pedal)-5.42" long	4	1	All	All		40-47	40-47	40-47	40-47
	● 352554-S Pin (clutch pedal to shaft)-1/4" x 1 15/32"	All	1	All	All		40-47	40-47	40-47	40-47
	+ 353031-AS7 Fitting (clutch pedal shaft lubricator)-1/8" x 67 1/2°	All	1	All	All		38-47	38-47	38-47	38-47
	351536-S7 Washer (clutch & brake pedal shaft)-3/4"	3	1	All	All	46-48				
A 7507-A	Collar (clutch & brake pedal shaft)-use with multiple disc clutch	3	1	4		28	28			28
A 7507-B	Collar (clutch & brake pedal shaft)	3	1	4		28-31	28-31			28-31
	A-2451 Pin (clutch & brake pedal shaft collar)	3	1	4		28-31	28-31			28-31
	+73969-S Pin (clutch & brake pedal clevis)-1/4" x 1 9/16"	3	1	4		28-31	28-31			28-31
	72004-S Cotter pin (clutch & brake pedal shaft collar)-3/32" x 1/2"	3	1	4		28-31	28-31			28-31
01A 7507	Bracket & ball assy (clutch equalizer shaft)	3	1	All	All	40-48	40-47			
	24327-S7 Bolt (clutch equalizer shaft bracket & ball to frame)-5/16"-24 x 5/8"	3	2	All	All	40-42	40-42			
	20357-S2 Bolt (clutch equalizer shaft bracket & ball to frame)-5/16"-24 x 13/16"	3	1	All	All	46-48	46-47			
	24387-S7 Bolt (clutch equalizer shaft bracket & ball to frame)-5/16"-24 x 1"	3	1	All	All	46-48	46-47			
	34393-S7 Locknut-5/16"-24	3	2	All	All	46-48	46-47			
01T 7507	Bracket & ball assy (clutch release equalizer shaft)	4	1	All	All					40-47
	24367-S7 Bolt (clutch release equalizer shaft bracket & ball to frame)-5/16"-24 x 7/8"	All	3	All	All					40-47
	33798-S8 Locknut (clutch equalizer shaft bracket & ball to frame bolt)	All	3	All	All					40-47
	34846-S2 Lockwasher-5/16"									
01Y 7507	Bracket & ball assy (clutch release equalizer shaft)	All	1	All	All		40-47	40-47	40-47	
	20389-S2 Bolt (clutch release equalizer shaft bracket & ball to frame)-3/8"-24 x 1"	All	2	All	All		42-47	41	41	
	33800-S8 Nut (clutch release equalizer shaft bracket & ball to frame)-3/8"-24	All	2	All	All		42-47	41	41	
	34847-S8 Lockwasher (clutch release equalizer shaft bracket & ball to frame)-3/8"	All	2	All	All		42-47	41	41	

● Except C.O.E. 1938-47

+ C.O.E. must also use 48-2470-A bushing.

+ No Longer Supplied



CHASSIS PARTS CATALOGUE

CLUTCH CHART

PART NUMBER	PART NAME	TRANS. SPEEDS	No. REQ'D	ENGINE		PASS. YEAR	COMM. (LT. TRUCK) YEAR	122" W.B. 1/2 TON YEAR	122" W.B. 1 TON YEAR	TRUCK YEAR
				CYL.	H.P.					
†A 7508-A	Bushing (clutch release shaft)-1.00" long-1.00" O.D.	3	2	4		28-29	28-29			28-29
B 7508-A	Bushing (clutch release shaft)-1.00" long -.94" O.D.	All	2	All	All	28-34	28-34			28-34
		All	2	All	All	39	39			
B 7508-A	Bushing (brake pedal)-1.00" long-.94" O.D.	Refer to Service Brake Controls Group								
40 7508-A	Bushing (clutch release shaft)-1 3/8" long	All	2	All	All	35-38	35-38	39-47	38-47	35-47
		All	2	All	All		40-41			
01A 7508	Bushing (clutch release shaft)-1 3/8" long - with oil grooves-replaced by 51A-7508	3	2	All	All	40-46	42-46			
51A 7508	Bushing (clutch release shaft)	All	2	All	All	46-48	46-47			
A 7510-A	Shaft (clutch release)-11 3/16" long - use with multiple disc clutch	3	1	4		28	28			28
†A 7510-C	Shaft (clutch release)-11 1/16" long-6 3/8" between parallel holes	3	1	4		28-31	28-31			28-31
AA 7510-A	Shaft (clutch release)-11 1/16" long-6 3/8" between holes at 10° angle	4	1	4						29-31
AA 7510-B	Shaft (clutch release) - for Drop Center Delivery	3	1	4						28-31
☆ B 7510-A	Shaft (clutch release)-11 3/8" long	All	1	All	All	32-39	32-39	39	38-39	32-39
73 7510	Shaft (clutch release)-13.54" long	All	1	8	60		37-39	39	38-39	37-39
01A 7510	Shaft (clutch release)-11.00" long	All	1	All	All	40-48	40-47	40-47	40-47	40-47
022C 7510	Shaft (clutch release)-13.16" long	All	1	8	60		40	40	40	40
	353026-S7 Fitting (clutch release shaft lubricator)-5/16" straight	3	1	4		28	28			28
	353047-AS7 Fitting (clutch release shaft)-1/8" straight	All	2	All	All	35-36	35-36			35-36
	353031-AS7 Fitting (clutch release shaft)-1/8"-67 1/2°	3	1	8	All	37	37			
		All	1	All	All	38-48	38-47			
	353027-AS7 Fitting (clutch release shaft)-1/8" straight	All	2	All	All					40-47
A 7511-A	Arm (clutch release shaft)-use with multiple disc clutch	3	1	4		28	28			28
A 7511-C	Arm (clutch release shaft)	3	1	4		29-31	29-31			29-31
B 7511-A	Arm (clutch release shaft)-replaced by 18-7511	All	1	4		32	32			32
BB 7511-B	Arm (clutch release shaft)	All	1	4						33-34
BB 7511-C	Arm (clutch release shaft)	All	1	8	90					33-34
18 7511	Arm (clutch release shaft)	All	1	8	90	32	32			32
40 7511-A	Arm (clutch release shaft)-replaced by 40-7511-B	3	1	8	90	33-34	33-34			
40 7511-B	Arm (clutch release shaft)	3	1	4		33-34	33-34			
‡ 40 7511-B	Arm (clutch release shaft)	4	1	8	90			39	38-39	35-39
		4	1	8	100			39	39	39
40 7511-B	Arm (clutch release shaft)	All	1	8	60	39	39			
48 7511	Arm (clutch release shaft)	All	1	8	All	35-38	35-38	40-42	40-42	
‡ 81W 7511	Arm (clutch release shaft)	All	1	8	All					38-42
91A 7511	Arm (clutch release shaft)	3	1	8	All	39-42	39-42			
* 91T 7511	Arm (clutch release shaft)	All	1	8	All			39	39	39
	352549-S7 Pin (clutch release shaft arm)-1/4" x 1.22"	3	1	8	All	40				
	74152-S Key (clutch release shaft arm)-3/16" x 1"	3	1	4		28-29	28-29			28-29
	352502-S Pin (clutch release shaft arm)-3/16" x 1 1/2"	3	1	4		28-29	28-29			28-29
	352581-S7 Pin (clutch release shaft arm)-5/16" x 1 1/2"	All	1	All	All	28-48	28-47			28-47
	73931-S7 Pin (clutch release shaft arm clevis)-5/16" x 31/32"	4	1	All	All					32-40
	72010-S Cotter pin (clutch release shaft arm clevis pin)-1/8" x 5/8"	4	1	All	All					32-40

☆ Except 60 HP Commercial ‡ Except C.O.E.-1938 † C.O.E. * Except C.O.E.-1939
 † No Longer Supplied



CHASSIS PARTS CATALOGUE

CLUTCH CHART

PART NUMBER	PART NAME	TRANS. SPEEDS	NO. REQ'D	ENGINE		PASS. YEAR	COMM. (LT. TRUCK) YEAR	122" W.B. 1/2 TON YEAR	122" W.B. 1 TON YEAR	TRUCK YEAR
				CYL.	H.P.					
B 7512	Washer (clutch pedal shaft spring)	All	1	All	All	29-37	29-37	39	38-39	29-39
B 7512	Washer (brake pedal shaft spring)-.89" I.D. 1.18" O.D.	Refer to Service Brake Controls Group								
A 7515-A	Fork (clutch release shaft)-use with multiple disc clutch	3	1	4		28	28			28
48 7515	Fork (clutch release shaft)	All	1	All	All	28-48	28-47	39-47	38-47	28-47
73 7515	Fork (clutch release shaft)	3	1	8	60	40	37-40	39-40	38-40	
74 7515	Fork (clutch release shaft)	3	1	8	60	37-39				
	352504-S Pin (clutch release shaft fork)-3/16" x 1 1/4"	3	1	4		28-29	28-29			28-29
	352581-S7 Pin (clutch release shaft fork)-5/16" x 1 1/2"	All	1	All	All	28-48	28-47	39-47	38-47	28-47
	74152-S Key (clutch release shaft fork)-3/16" x 1"	3	1	4		28-29	28-29			
A 7516	Collar (clutch release shaft)-use with multiple disc clutch	3	1	4		28	28			28
	352504-S Pin (clutch release shaft collar)-3/16" x 1 1/4"	3	1	4		28	28			28
01A 7517	Bushing (clutch release equalizer shaft)	All	2	All	All	40-48	40-47	40-47	40-47	40-47
+A 7518-A	Cover (clutch housing inspection)-use with multiple disc clutch	3	1	4		28	28			28
A 7518-B	Cover (clutch housing inspection)	3	1	4		29-31	29-31			29-31
+AA 7518-A	Cover (clutch housing inspection)	4	1	4						29-31
B 7518	Cover (clutch housing inspection)	All	1	All	All	32	32			32
48 7518	Cover (clutch housing inspection)	All	1	All	All	33-48	33-47	39-47	38-47	33-47
	26148-S Bolt (clutch housing inspection cover)-5/16"-18 x 3/8"	All	2	All	All	28-48	28-47	39-47	38-47	28-47
	34846-S2 Lockwasher (clutch housing inspection cover screw)-5/16"	All	2	All	All	28-48	28-47	39-47	38-47	28-47
+A 7520-A	Pedal (clutch)-LHD-use with multiple disc clutch	All	1	4		28	28			28
+A 7520-B	Pedal (clutch)	All	1	4		29-31	29-31			29-31
	353026-S7 Fitting (clutch pedal lubricator)	All	1	4		28-31	28-31			28-31
+B 7520	Pedal and bushing assy (clutch)-LHD	3	1	All	All	32	32			
+BB 7520-A	Pedal and bushing assy (clutch)-LHD	4	1	All	All					32-34
	B-2454-A Pad (clutch pedal)-rubber	All	1	All	All	32	32			32
	33927-S7 Nut (clutch pedal pad)-7/16"-20	All	1	All	All	32	32			32
	34810-S8 Lockwasher (clutch pedal pad)-7/16"	All	1	All	All	32	32			32
	353031-AS7 Fitting (clutch pedal lubricator)-1/8" x 67 1/2°	All	1	All	All	32	32			32
	73931-S7 Pin (clutch pedal to release arm rod)-clevis-5/16" x 31/32"	3	1	All	All	32	32			
	72010-S Cotter pin (clutch pedal to release arm rod)-1/8" x 5/8"	3	1	All	All	32	32			
40 7520-A	Pedal & bushing assy (clutch)-14 3/4"	3	1	All	All	33	33			
40 7520-B	Pedal & bushing assy (clutch)-13 1/2"	3	1	All	All	33-34	33-34			
	353047-AS7 Fitting (clutch pedal lubricator)-1/8" straight	3	1	All	All	33-34	33-34			
48 7520-A	Pedal (clutch)-LHD	3	1	All	All	35-38	35-38			
● 51 7520-A	Pedal (clutch)-LHD	4	1	All	All				38	35-39
+81W 7520	Pedal (clutch)-LHD	4	1	All	All					38-47
	352581-S7 Pin (clutch pedal to shaft)-5/16" x 1 1/2"	4	1	All	All	35-38	35-38		38	38-47
+91A 7520-A	Pedal (clutch)-LHD	3	1	All	All	39	39			
● 91T 7520	Pedal (clutch)-LHD	4	1	All	All			39	39	39
01A 7520-A	Pedal (clutch)	3	1	All	All	40-41	40-41			
	351536-S7 Washer (clutch pedal)-3/4"	3	1	All	All	40				
● 01T 7520	Pedal (clutch)	4	1	All	All		42-47	40-47	40-47	40-47

● Except C.O.E.-1938-47.

† C.O.E.

‡ No Longer Supplied



CHASSIS PARTS CATALOGUE

CLUTCH CHART

PART NUMBER	PART NAME	TRANS. SPEEDS	NO. REQ'D	ENGINE		PASS. YEAR 18-	COMM. (LT. TRUCK) YEAR 18-	122" W.B. 1/2 TON		122" W.B. 1 TON		TRUCK YEAR 18-
				CYL.	H.P.			YEAR 18-	YEAR 18-	YEAR 18-	YEAR 18-	
09A 7520-A	Pedal (clutch)-LHD	3	1	All	All	42-48	42-47					
	353031-AS7 Fitting (clutch pedal lubricator)-1/8" x 67 1/2"	All	1	All	All	32-39	32-39	39	38-39	37-39		
	11A-2454-A Pad (clutch pedal)-rubber	All	1	All	All	33-48	33-47	39-47	38-47	35-47		
	34810-S7 Lockwasher (clutch pedal pad)-9/16"	All	1	All	All	33-48	33-47	39-47	38-47	35-47		
	B-2467-B Bracket (clutch pedal)	All	1	All	All	32-34	32-34				32-34	
	48-2467 Bracket (clutch pedal)	3	1	All	All	35-38	35-38					
	51-2467 Bracket (clutch pedal)	4	1	All	All				38	35-38		
	#81W-2467 Bracket (clutch pedal)	4	1	All	All					38-47		
	91A-2467 Bracket (clutch pedal)	3	1	All	All	39	39					
	91T-2467 Bracket (clutch pedal)	4	1	All	All		39	39	39	39		
	01T-2467 Bracket (clutch pedal)	4	1	All	All		40-47	40-47	40-47	40-47		
A 7521-A	Rod (clutch pedal to clutch release lever)-use with multiple disc clutch - 5/16" -24 x 3 9/32"	3	1	4		28	28					28
A 7521-B	Rod (clutch pedal to clutch release lever)-3/8" - 24 x 4 9/32"	3	1	4		29-31	29-31					29-31
AA 7521	Rod (clutch pedal to clutch release lever)-3/8" - 24 x 4 5/8"	4	1	4								29-31
B 7521-A	Rod (clutch pedal to clutch release lever)-7/16" - 20 x 3 9/16"	3	1	All	All	32-34	32-34					
40 7521-A	Rod (clutch pedal to clutch release lever)-7/16"-20 x 4 11/64"	All	1	8	90	33-34	33-34					33-34
		3	1	8	60	37-39						
		3	1	8	All	40-48	40-47					
46 7521	Rod (clutch pedal to clutch release lever)-7/16"-20 x 2 3/16"	3	1	4		33-34	33-34					
48 7521	Rod (clutch pedal to clutch release lever)-7/16"-20 x 4"	4	1	4								32-34
		3	1	8	60	37	37					
		3	1	8	90	35-39	35-39					32
		3	1	8	100	39	39					
51 7521	Rod (clutch pedal to clutch release lever)-7/16" - 20 x 5 1/2"	All	1	All	All			39	38-39	35-39		
74 7521	Rod (clutch pedal to clutch release lever) - replaced by 40-7521-A	3	1	8	60	38-39	38-39					
	73931-S7 Pin (clutch pedal to release lever rod clevis)-5/16" x 31/32"	All	1	All	All	28-48	28-47	39-47	38-47	28-47		
	72010-S Cotter pin (clutch pedal to release lever rod clevis pin)-1/8" x 5/8"	All	1	All	All	28-48	28-47	39-47	38-47	28-47		
A 7522-A	Trunnion (clutch pedal to clutch release lever rod)-use with multiple disc clutch	3	1	4		28	28					28
+40F 7522	Trunnion (clutch pedal to clutch release lever rod)	3	1	4		28-31	28-31					28-31
A 7523	Spring (clutch pedal retracting)-use with multiple disc clutch	3	1	4		28	28					28
AA 7523-A	Spring (clutch pedal retracting)	4	1	4								29-31
#B 7523-B	Spring (clutch pedal retracting)-3 3/16"	3	1	All	All	32	32					
BB 7523	Spring (clutch pedal retracting)-4.18"	4	1	All	All							32-34.
40 7523-A	Spring (clutch pedal retracting)-2.7" - replaced by 78-7523	3	1	All	All	33-34	33-34					
48 7523	Spring (clutch pedal retracting)-3.44"	3	1	All	All	35-36	35-36					
48 7523	Spring (clutch pedal retracting)-3.44"	4	1	All	All		38					
48 7523	Spring (brake pedal retracting)-3.44"	Refer to 2455 Group										
78 7523	Spring (clutch pedal retracting)-2.81"	3	1	All	All	37-38	37-38					
#81W 7523	Spring (clutch pedal retracting)-8.40"	4	1	All	All							38-47
\$ 91A 7523	Spring (clutch pedal retracting)-5.40"	3	1	All	All	39	39					
91A 7523	Spring (clutch pedal retracting)-5.40"	Refer to 2455 Group										
● 91T 7523	Spring (clutch pedal retracting)-3.20"	4	1	All	All		42-47	39-47	38-47	35-47		
99A 7523	Spring (clutch pedal retracting)-7.60"	Refer to 2455 Group										

C.O.E.

\$ Except 100 HP Passenger.

+ No Longer Supplied



CHASSIS PARTS CATALOGUE

CLUTCH CHART

PART NUMBER	PART NAME	TRANS. SPEEDS	NO. REQ'D	ENGINE		PASS. YEAR	COMM. (LT. TRUCK) YEAR	122" W.B.		TRUCK YEAR
				CYL.	H.P.			1/2 TON	1 TON	
§ 01A 7523-A	Spring (clutch pedal retracting) -17.30"	3	1	All	All	40	40-41			
11A 7523	Spring (clutch pedal retracting) -7.30"	3	1	All	All	41-48				
†48 7524	Lever (clutch pedal shaft release)	3	1	8	60		37-38			
		3	1	8	90	35-38	35-38			
74 7524	Lever (clutch pedal shaft release)	3	1	8	60	37-38				
†81W 7524-B	Lever (clutch pedal shaft release) -replaced by 01W 7524	All	1	All	All					38-47
	352581-S7 Pin (clutch release lever to shaft) -5/16" x 1 1/2"	All	1	All	All					38-47
91A 7524	Lever (clutch pedal shaft release)	3	1	8	60	39	39			
		3	1	8	90	39	39			
91T 7524	Lever (clutch pedal shaft release)	All	1	8	All			39	39	39
†01W 7524	Lever (clutch pedal shaft release)	All	1	All	All					38-47
F 7526-A	Bushing (clutch pedal) -1.78" Long	All	1	All	All	32-34	32-34	39-47	38-47	32-47
B 7526-A	Bushing (clutch pedal) -1.78" long	All	1	All	All		41-47			
B 7526-A	Bushing (brake pedal) -1.78" long	Refer to 2455								
48 7526	Bushing (clutch pedal) -1.80" long in 48-2467	All	1	All	All	35-39	35-39			
†48 7526	Bushing (clutch pedal) -1.80" long	All	1	All	All					38-47
48 7526	Bushing (brake pedal) -1.80" long	Refer to 2455								
91A 7526	Bushing (clutch pedal) -1.92" long	All	1	All	All	39	39	39	39	39
01A 7526-A	Bushing (clutch pedal) -.68" long	All	1	All	All	40-48				
01A 7526-A	Bushing (brake pedal) -.68" long	Refer to 2455								
91A 7527-A	Pad (clutch pedal weather)	All	1	All	All	39-48	39-47			
A 7530	Disc & stud assy (clutch driven) -for multiple disc	3	1	4		28	28			28
	33923-S7 Nut (clutch driven disc & stud) -5/16"-24	3	5	4		28	28			28
	34846-S2 Lockwasher (clutch driven disc & stud nut) -5/16"	3	5	4		28	28			28
†81W 7530	Rod assy (clutch pedal to release lever) -26" long	All	1	All	All					39-47
	†97012-S Clevis (clutch pedal to release lever rod) -5/16"-24 x 2 1/4"	All	1	All	All					39-47
	†33923-S7 Nut (clutch pedal to release lever rod clevis) -5/16"-24	All	1	All	All					39-47
	†73931-S7 Pin-clevis (clutch pedal to release lever rod) -5/16" x 31/32"	All	1	All	All					39-47
	†72010-S Cotter pin (clutch pedal to release lever rod) -1/8" x 5/8"	All	1	All	All					39-47
◇ 91T 7530	Rod Assy (clutch pedal to release lever) -6 7/16" long	All	1	All	All		42-47	39-47	39-47	39-47
B 7532	Clevis (clutch pedal to release lever rod) -2 1/2" long	All	1	All	All	32-48	32-47	39-47	38-47	32-47
	73896-S7 Pin-clevis (clutch pedal to release lever clevis to bracket) -5/16" x 15/16"	All	1	All	All		42			
46 7532	Clevis (clutch pedal to release lever rod)	3	1	4		33-34	33-34			
B 7533-B	Pin (clutch pedal to release lever rod clevis)	All	1	All	All	32-48	32-47	39-47	38-47	32-47
B 7533-B	Pin (brake pedal) -with grooved head -1 7/16" long	Refer to 2455 Group								
B 7533-B	Pin (hand brake lever to equalizer shaft rod)	Refer to 2744 Group								
01A 7533	Pin (brake pedal) -1.90" long	Refer to 2455 Group								
A 7539	Drum assy (clutch disc) -for multiple disc clutch	3	1	All		28	28			28
01A 7539-A	Washer (clutch release equalizer shaft)	All	1	All	All	40-48	40-47	40-47	40-47	40-47
A 7545	Disc & lining assy (clutch) -for multiple disc clutch	3	3	All	All	28	28			28
01A 7545	Spring (clutch release equalizer shaft)	All	1	All	All	40-48	40-47	40-47	40-47	40-47
A 7546	Disc & lining assy (clutch) -for multiple disc clutch	3	1	All	All	28	28			28
01A 7547	Snap ring (clutch pedal shaft)	3	1	All	All	40-48	40-47			

§ Except 100 HP Passenger + C.O.E. + No Longer Supplied • Except C.O.E. -1938-47

◇ Except C.O.E. -1939-47



CHASSIS PARTS CATALOGUE

CLUTCH DISC REPLACEMENT CHART

PART NUMBER	OUTSIDE DIAMETER	TYPE OF FACING	OPTIONAL WITH OR REPLACED BY	USED WITH PRESSURE PLATE	ENGINE			MODELS - TRUCKS -						
					NO. CYL.	H. P.	TRANS. SPEED	PASSENGER	1/2 TON	3/4 TON	1 TON	1 1/2 & 2 TON	2 1/2 & 3 TON	
B 7550	9.00"	Moulded	91A 7550	B 7563-B	4		3	28-32	28-32					
◇ BB 7550-A1	9.75"	Moulded		BB 7563	All	All	4						28-34	
BB 7550-A2	9.75"	Moulded	BB 7550-A1	BB 7563	All	All	4						28-34	
18 7550	9.00"	Moulded	91A 7550	B 7563-B	8	90	3	32	32					
40 7550	9.00"	Moulded	91A 7550	B 7563-B	All	All	3	33-34	33-34					
48 7550	9.00"	Moulded	91A 7550	09A 7563	All	All	3	35-38	35-38					
51 7550-A1	11.00"	Moulded	81T 7550	51 7563	All	All	4						35-37	
51 7550-A2	11.00"	Woven	81B 7550-A	81B 7563	All	All	4						35-37	
74 7550	Green	8.50"	Moulded	74 7563	8	60	3	37-39						
✦ 81B 7550-A	Black	11.00"	Woven	59T 7550-B	81B 7563	All	All	4		39-46	39-46	39-46	38-46	
● 81T 7550	Black	11.00"	Moulded	59T 7550-A	51 7563	All	All	4		39-46	39-46	39-46	38-46	
91A 7550	Black	9.00"	Moulded	11A 7550	09A 7563	8	90	3	28-42	28-41	39-40	38-40		
						8	100	3	39-40	39-40	39-40	39-40		
						8	60	3	40	37-40	39	38-39		
						4	40	3		41-42	41-42	41-42		
99A 7550		9.00"	Moulded	91A 7550	09A 7563	8	100	3	39	39	39	39		
09A 7550		9.00"	Moulded	91A 7550	09A 7563	8	100	3	40	40	40	40		
11A 7550	Black	9.00"	Woven		09A 7563	8	90	3	41-42	41	41	41		
19A 7550-A		10.00"	Moulded	51A 7550-A	19A 7563	8	100	3	41	41	41	41		
						6	90	3	41	41	41	41		
29A 7550		10.00"	Moulded	51A 7550-A	19A 7563	8	90	3		42	42	42		
						8	100	3	42	42	42	42		
						6	90	3	42	42	42	42		
51A 7550-A	Gray	10.00"	Moulded		19A 7563	8	100	3	41-48	41-48	41-47	41-47		
						6	90	3	41-48	41-48	41-47	41-47		
● 59T 7550-A		11.00"	Moulded		51 7563	All	All	4		46-47	46-47	46-47	46-47	
✦ 59T 7550-B	Black	11.00"	Woven		81B 7563	All	All	4		46-47	46-47	46-47	46-47	

◇ Without cushion plate

✦ Also School Bus

● Except School Bus



CHASSIS PARTS CATALOGUE

CLUTCH CHART

PART NUMBER	PART NAME	TRANS. SPEEDS	NO. REQ'D	ENGINE		PASS. YEAR	COMM. (LT. TRUCK) YEAR	122" W.B. 1/2 TON YEAR	122" W.B. 1 TON YEAR	TRUCK YEAR
				CYL.	H.P.					
†A 7551-A	Disc (clutch driven)-for multiple disc clutch	3	3	4		28	28			28
A 7552	Disc (clutch driven)-for multiple disc clutch	3	1	4		28	28			28
†AA 7556	Spring (clutch)-for multiple disc clutch	3	1	4		28	28			28
B 7557-B	Connection (clutch release bearing grease)-flexible	All	1	All	All	32-34	32-34			32-34
§§ †B 7558	Cup (clutch release bearing grease connection)	All	1	All	All	32-34	32-34			32-34
	34827-S2 Lockwasher (clutch release bearing grease connection cup)-3/8"	All	1	All	All	32-34	32-34			32-34
†18 7558	Cup (clutch release bearing grease connection)	All	1	8	90	32	32			32
†A 7561-A	Hub (clutch release bearing)-for multiple disc clutch	3	1	4		28	28			28
A 7561-B	Hub (clutch release bearing)	3	1	4		29-31	29-31			
AA 7561-A	Hub (clutch release bearing)	4	1	4						29-31
☆☆ 48 7561	Hub (clutch release bearing)	All	1	All	All	35-48	35-47	39-47	38-47	35-47
74 7561-A	Hub (clutch release bearing)-replaced by 74-7561-B & 74-7580-B	3	1	8	60	37				
74 7561-B	Hub (clutch release bearing)	3	1	8	60	37-39				
	353080-S Ball (clutch release bearing hub)-3/16"	3	1	8	60	37-39				
09B 7561	Hub (clutch release bearing)	All	1	All	All	32-34	32-34			32-34
†A 7562	Spring (clutch release bearing hub)	3	1	4		29-31	29-31			
†AA 7562	Spring (clutch release bearing hub)	4	1	4						29-31
†† †B 7562-B	Spring (clutch release bearing hub)	All	1	All	All	32-34	32-34			32-34
B 7562-B	Spring (clutch release bearing hub)	4	1	8	100			45-47		45-47
BB 7562	Spring (clutch release bearing hub)	4	1	8	90					33-34
☆☆ 48 7562	Spring (clutch release bearing hub)	All	1	All	All	35-48	35-47	39-44	39-47	35-47
B 7563-B	Plate & cover assy (clutch pressure)-9" O.D.- Green colored springs-replaced by BB-7563	3	1	All	All	28-34	28-34			
BB 7563	Plate & cover assy (clutch pressure)-9 3/4" O.D.- Orange colored springs	4	1	All	All	28-34	28-34			28-34
☆☆ 48 7563	Plate & cover assy (clutch pressure)-9" O.D. replaced by 09A-7563	3	1	All	All	35-38	35-38		38	

§§ Except 8 Cylinder 1932 ☆☆ Except 60 HP Passenger 1937-39 † No Longer Supplied
 †† Except 8 Cylinder Trucks 1933-34.



CHASSIS PARTS CATALOGUE

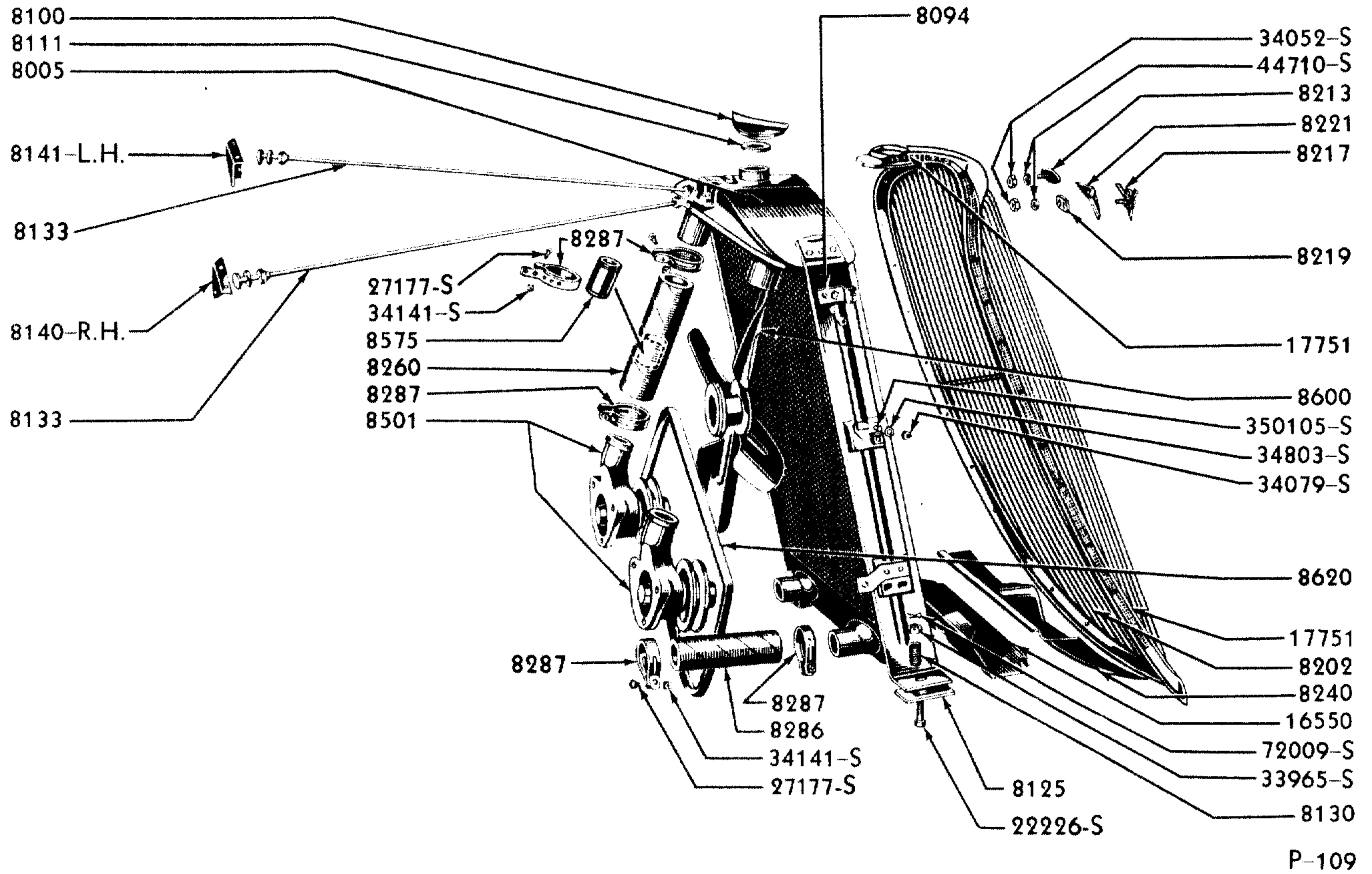
CLUTCH CHART

PART NUMBER	PART NAME	TRANS. SPEEDS	NO. REQ'D	ENGINE		PASS. YEAR 19--	COMM. (LT. TRUCK) YEAR 19--	122" W.B. 1/2 TON YEAR 19--	122" W.B. 1 TON YEAR 19--	TRUCK YEAR 19--
				CYL.	H.P.					
51 7563-A	Plate & cover assy (clutch pressure)-11" O.D.- Gray colored springs	4	1	All	All		39-47	39-47	38-47	35-47
74 7563	Plate & cover assy (clutch pressure)-8 1/2" O.D.- Blue colored springs	3	1	8	60	37-39				
81B 7563-A	Plate & cover assy (clutch pressure)-11" O.D.- Black colored springs	4	1	All	All		39-47	39-47	38-47	35-47
09A 7563	Plate & cover assy (clutch pressure)-9" O.D.- Brown colored springs-Yellow identification mark	3	1	8	60	40	39-40	39-40	39-40	
		3	1	8	90	35-42	35-41	39-41	38-41	
		3	1	8	100	39-40	39-40	39-40	39-40	
		3	1	4	40	41-42	41-42	41-42	41-42	
19A 7563-A	Plate & cover assy (clutch pressure)-10" O.D.- Blue colored springs-White identification mark	3	1	8	90		42	42	42	
		3	1	8	100	41-48	41-47	41-47	41-47	
		3	1	6	90	41-48	41-47	41-47	41-47	
	24346-S7 Bolt (clutch pressure plate & cover to flywheel attaching)-5/16" -18 x 3/4"	4	12	All	All					32-34
	34846-S2 Lockwasher - 5/16"									
	20337-S2 Bolt (clutch pressure plate & cover to flywheel attaching) 5/16" -24 x 11/16"	3	12	All	All	28-34	28-34			
	34846-S2 Lockwasher - 5/16"									
	350433-S Bolt (clutch pressure plate & cover to flywheel attaching)- 5/16" -18 x 25/64"	All	6	All	All	35-48	35-47	39-47	38-47	35-47
	34846-S2 Lockwasher - 5/16"									
A 7580-A	Bearing assy (clutch release)-for multiple disc clutch	3	1	4		28	28			28
	353047-AS7 Fitting (clutch release bearing lubricator)- 1/8" straight	3	1	4		28	28			28
	A-7045-A Snap ring (clutch release bearing)	3	1	4		28	28			28
74 7580-B	Bearing (clutch release)	3	1	8	60	37-39				
☆☆ 78 7580-A	Bearing (clutch release)	All	1	All	All	28-48	28-47	39-47	38-47	28-47
B 7600-A	Bearing (clutch pilot)-optional with 70-7600-B	All	1	All	All	28-48	28-47	39-47	38-47	28-47
70 7600-B	Bearing (clutch pilot)-oilite-optional with B-7600-A	All	1	All	All	28-48	28-47	39-47	38-47	28-47
†A 7608	Washer (clutch pilot bearing felt)-for multiple disc clutch	3	1	4		28	28			28
A 7609-A	Retainer (clutch pilot bearing felt washer)-for multiple disc clutch	3	1	4		28	28			28
☆☆7RA 7609	Retainer (flywheel dowel)-4 1/8" O.D.-2 3/8" I.D.	All	1	All	All	28-48	28-47	39-47	38-47	28-47
52 7609	Retainer (flywheel dowel)	3	1	8	60	37-40	40			
A 7620-B	Gasket (clutch housing)	3	1	4		28-31	28-31			28
BB 7620	Gasket (clutch housing)	4	1	All	All					29-34

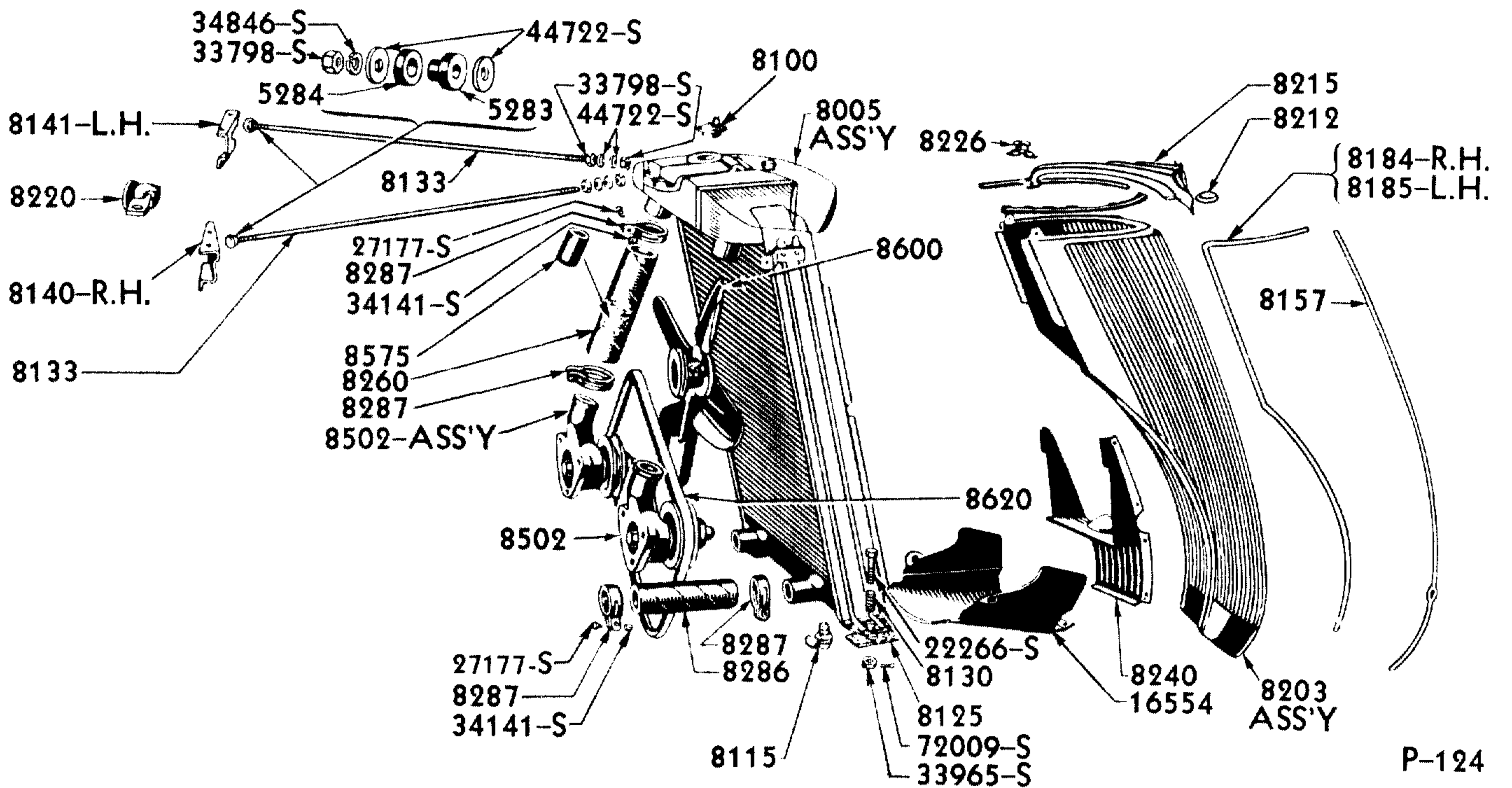
☆☆ Except 60 HP Passenger 1937-39.

† No Longer Supplied

CHASSIS PARTS CATALOGUE

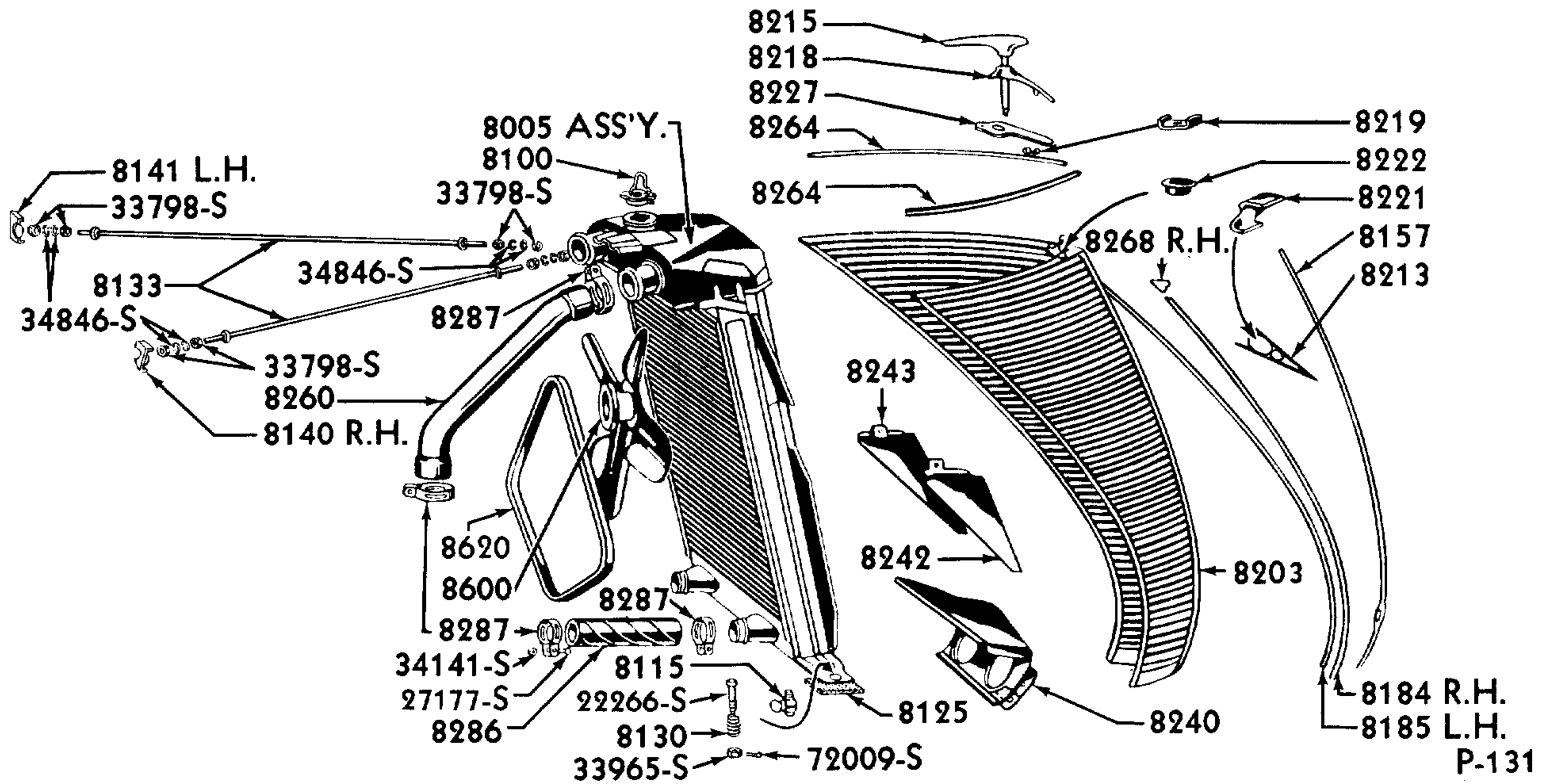


1934 PASSENGER COOLING SYSTEM & RADIATOR SHELL

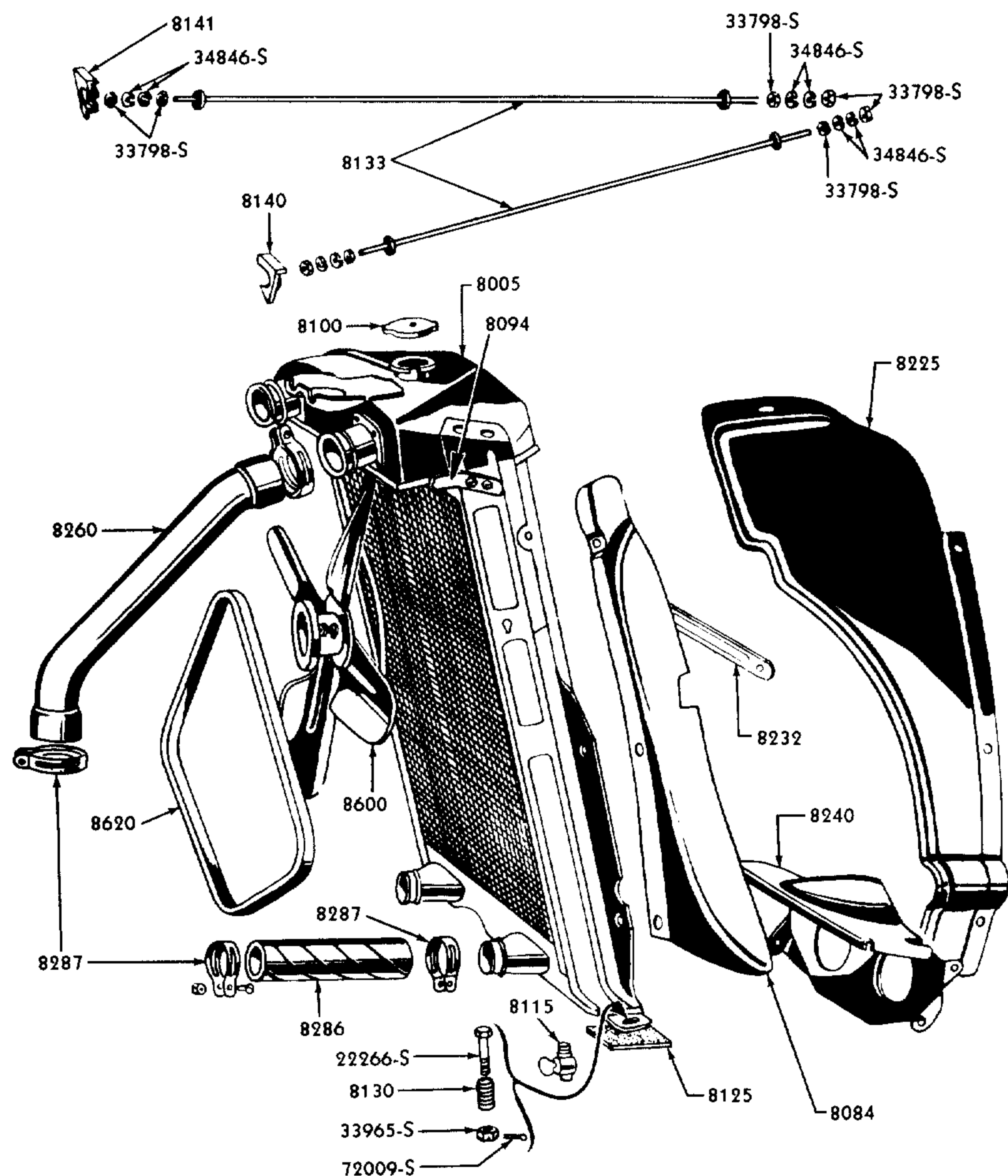


1936 PASSENGER COOLING SYSTEM & RADIATOR SHELL

Basic numbers only shown on illustration. Order by Part Numbers shown in list of parts.



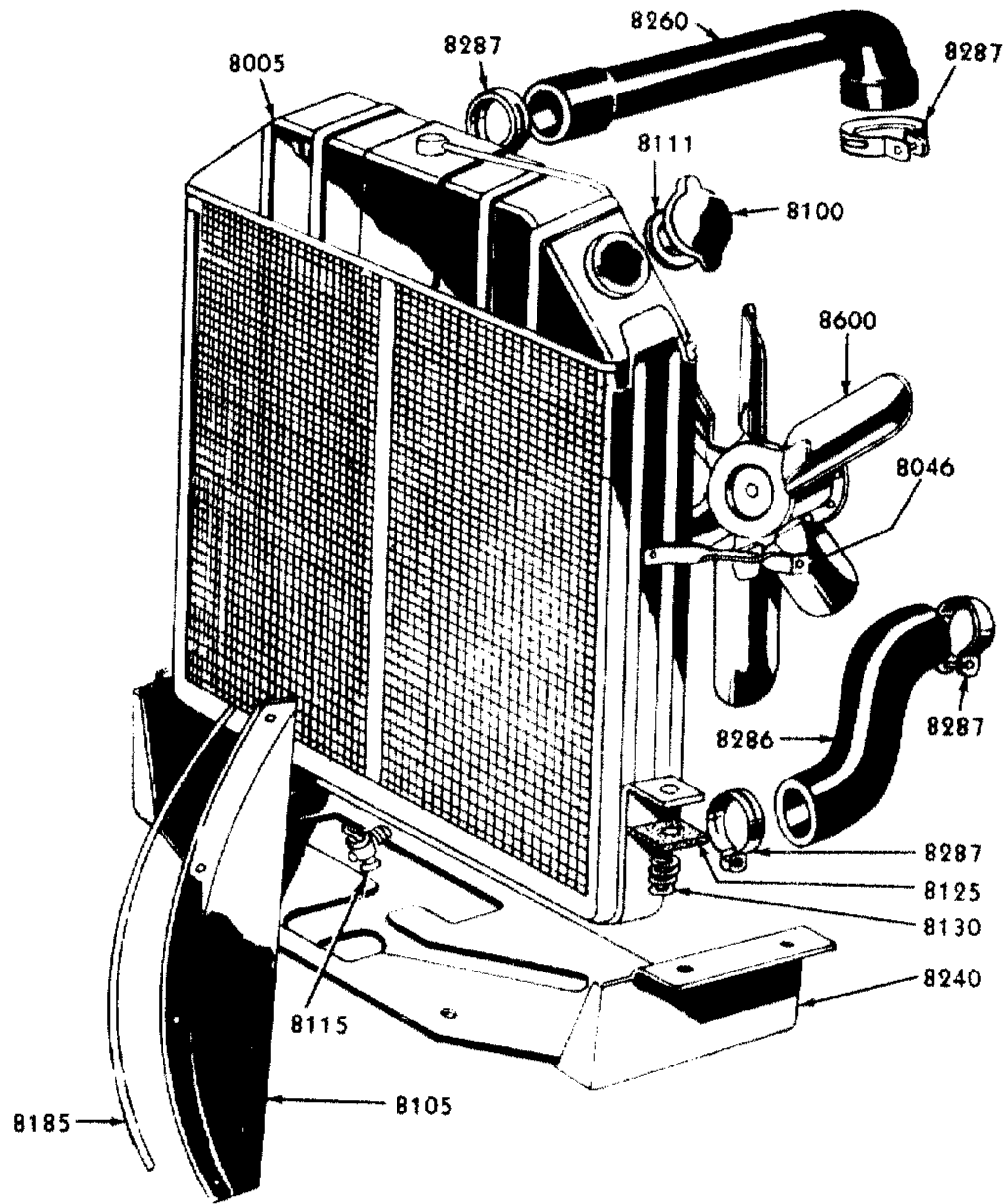
1937 PASSENGER COOLING SYSTEM & RADIATOR SHELL



1938 8 CYL. PASSENGER COOLING SYSTEM

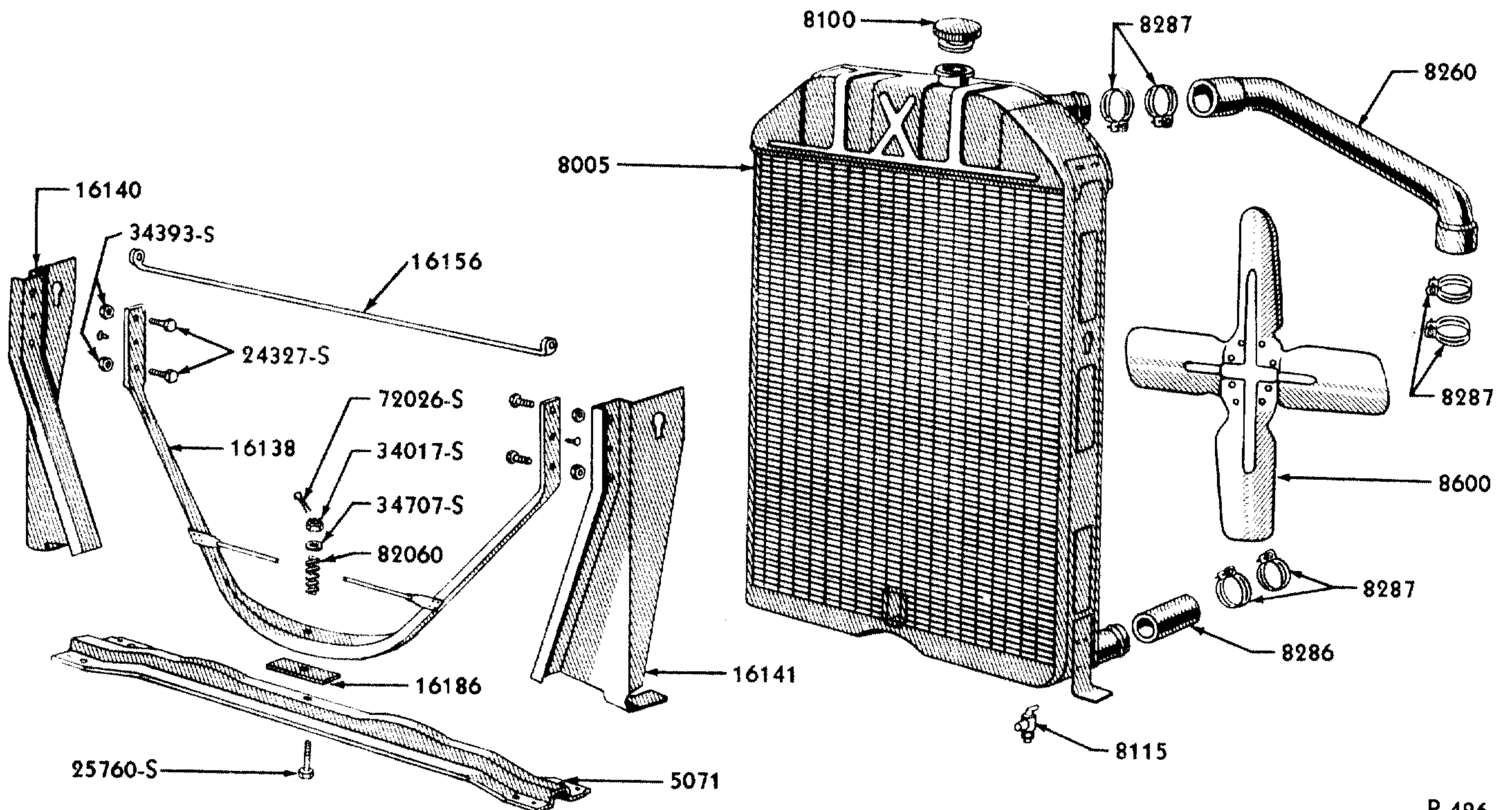
Basic numbers only shown on illustration. Order by Part Numbers shown in list of parts.

CHASSIS PARTS CATALOGUE



P-364

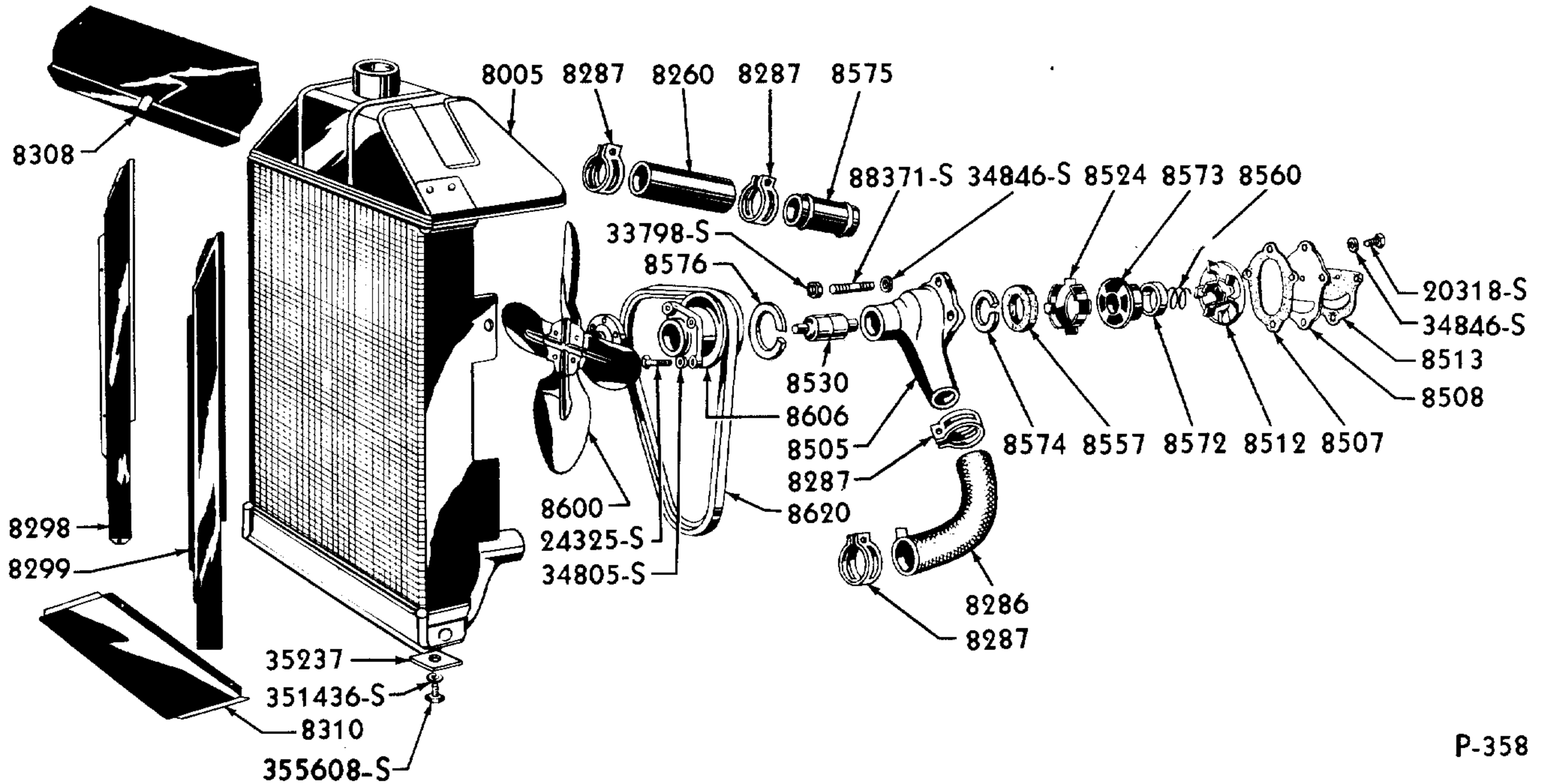
1939 8 CYL. PASSENGER COOLING SYSTEM



P-426

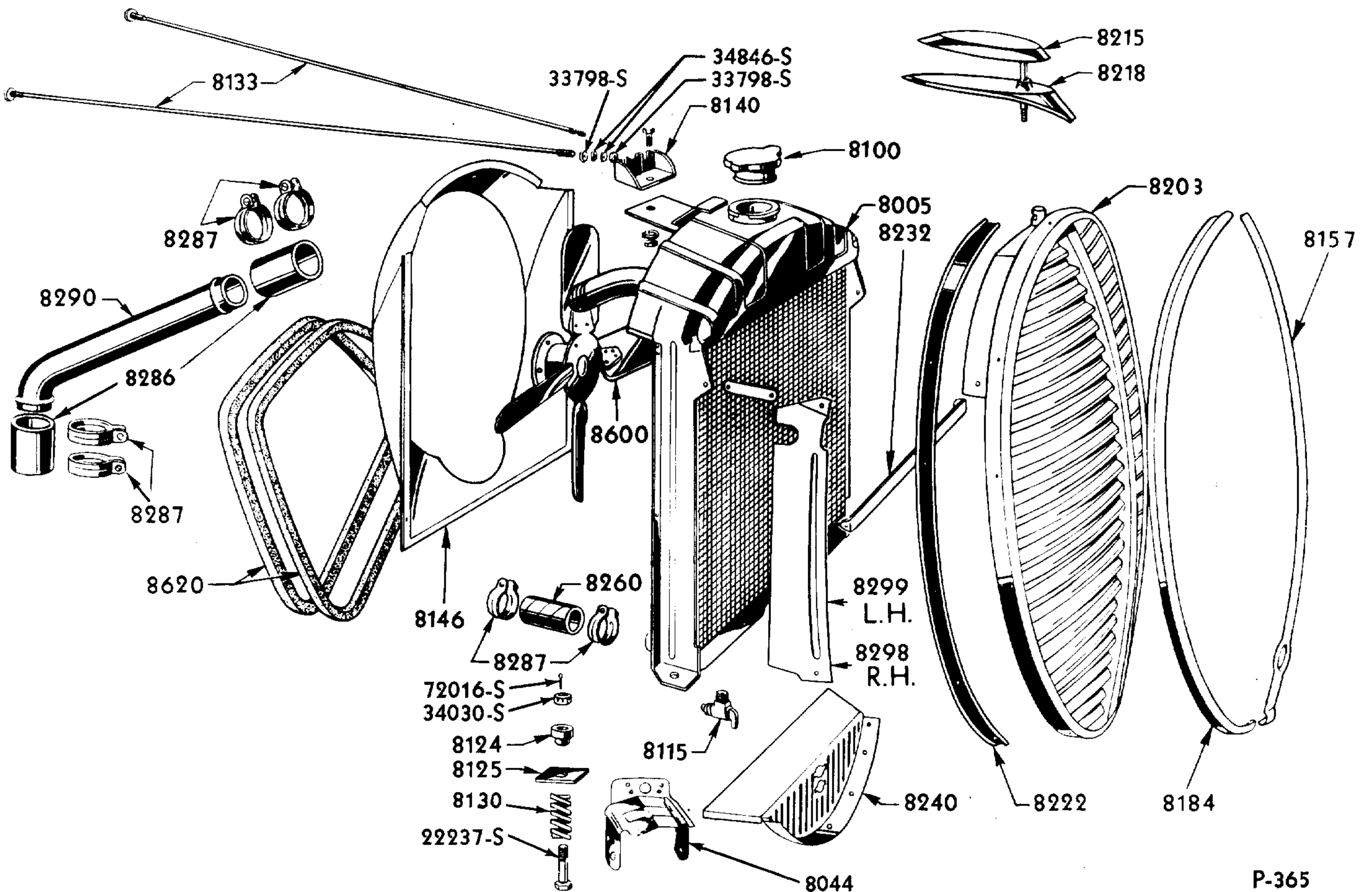
1942-48 8 CYL. PASSENGER COOLING SYSTEM

Basic numbers only shown on illustration. Order by Part Numbers shown in list of parts.



P-358

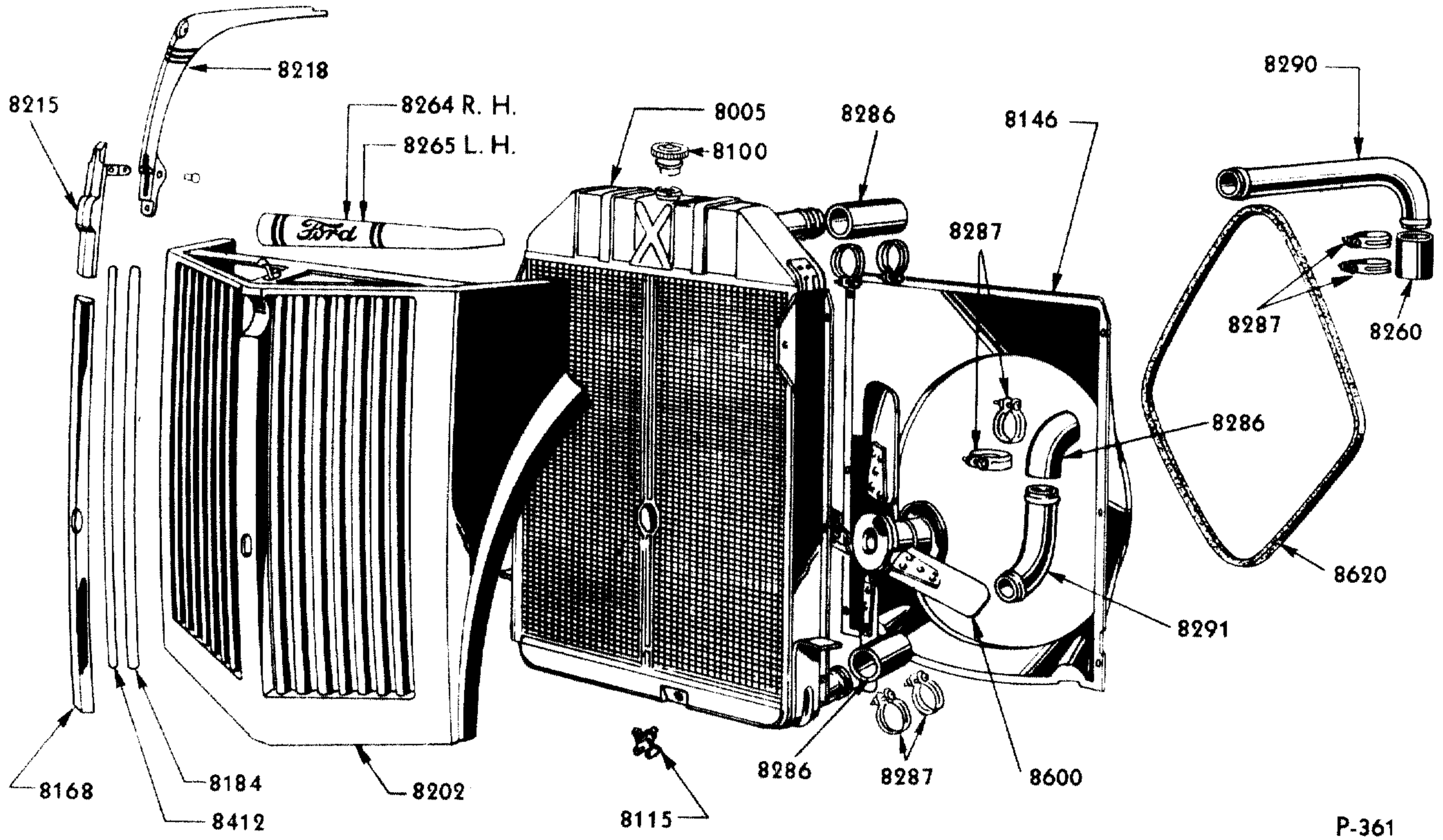
1941-42 4 CYL. COMMERCIAL COOLING SYSTEM



P-365

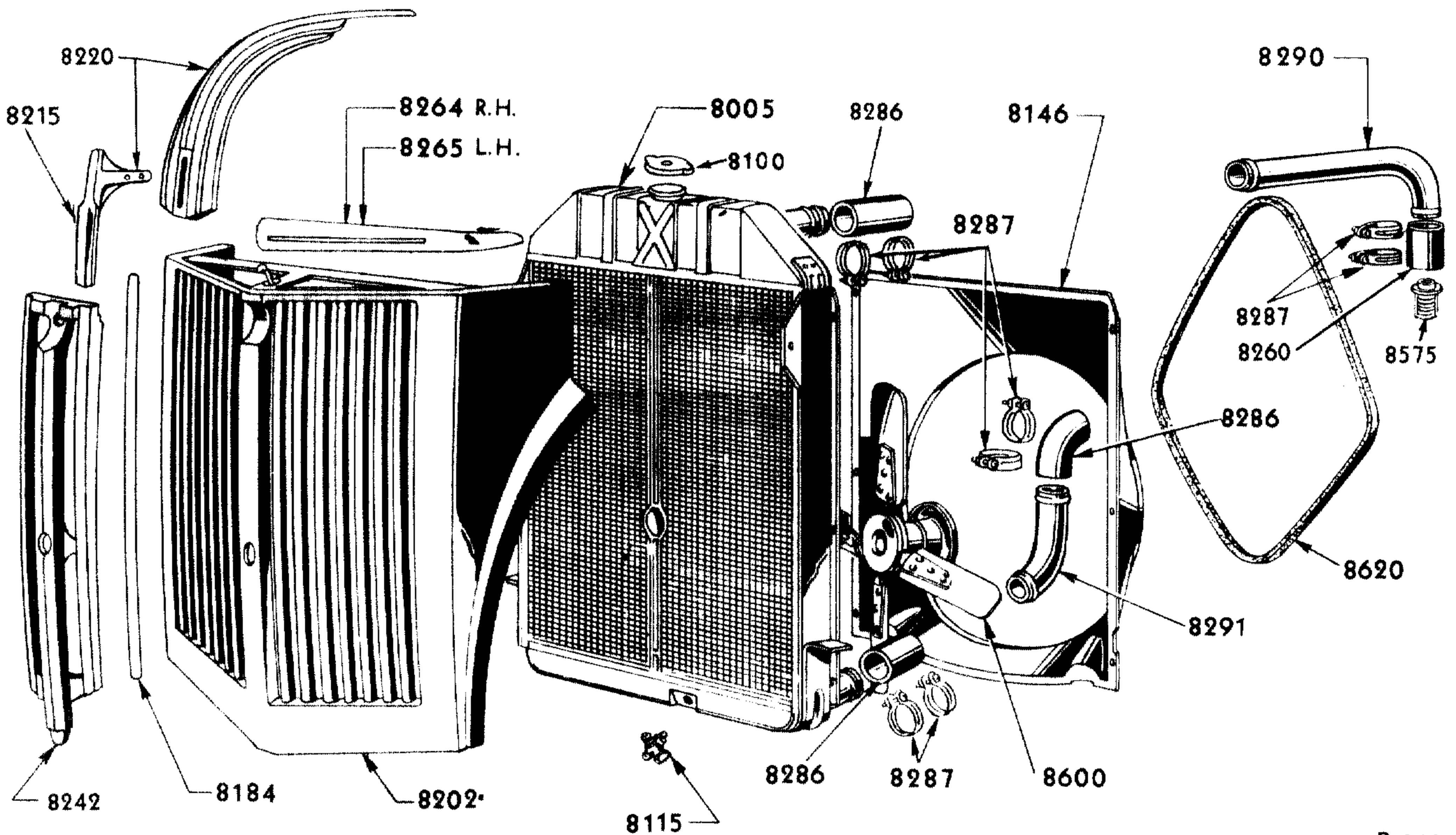
1939 8 CYL. TRUCK COOLING SYSTEM & RADIATOR GRILLE

CHASSIS PARTS CATALOGUE



1940 8 CYL. TRUCK COOLING SYSTEM & RADIATOR GRILLE

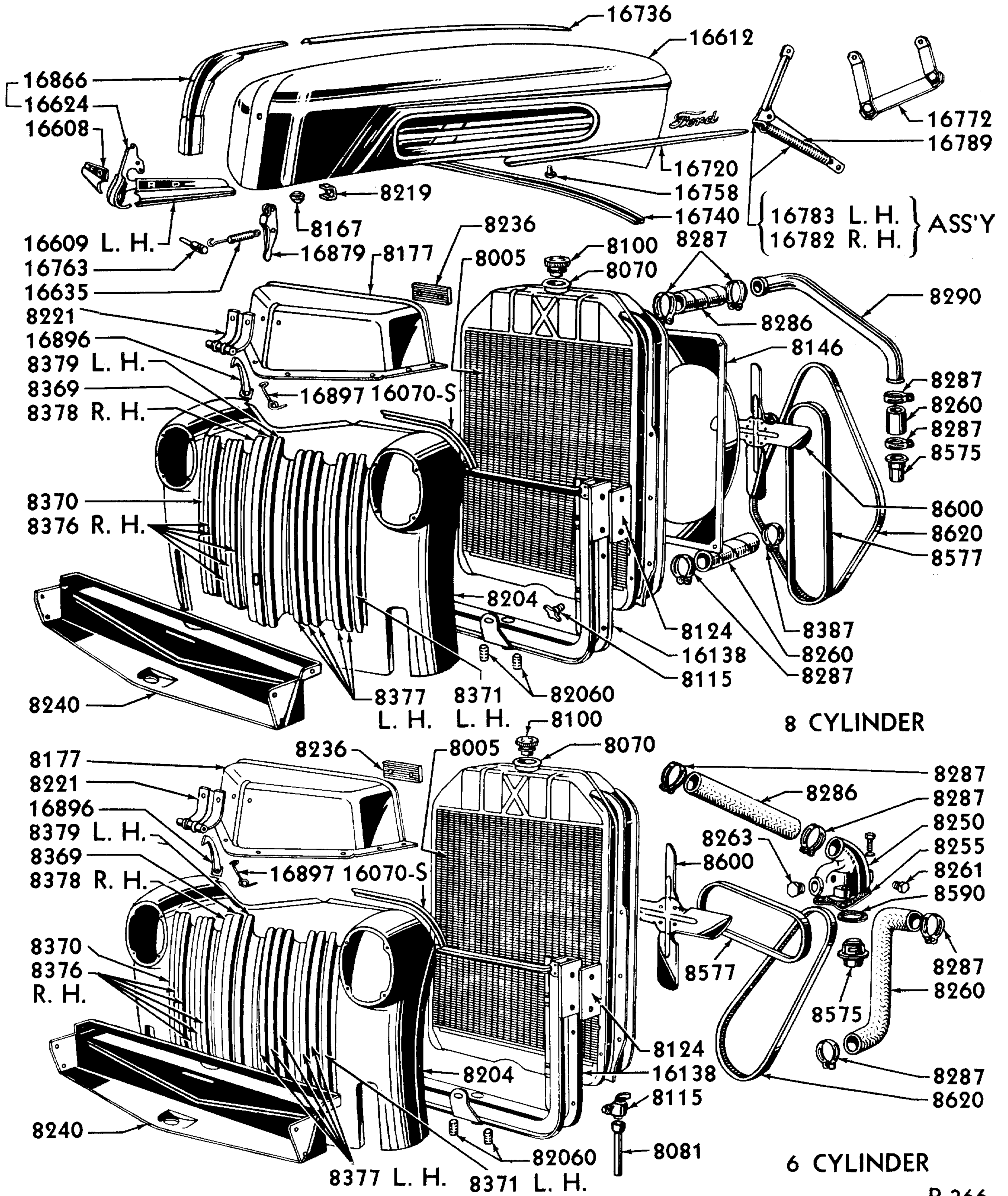
P-361



1941 8 CYL. TRUCK COOLING SYSTEM & RADIATOR GRILLE

P-362

Basic numbers only shown on illustration. Order by Part Numbers shown in list of parts.



1942-47 6 & 8 CYL. COMMERCIAL & TRUCK COOLING SYSTEM & RADIATOR GRILLE

Basic numbers only shown on illustration. Order by Part Numbers shown in list of parts.



CHASSIS PARTS CATALOGUE

PART NUMBER	PART NAME	NO. REQ'D	MODEL	YEAR 19__
Radiator				
A 8005-A 4	Radiator assy	1	Pass & Comm	28-29
A 8005-B	Radiator assy	1	Pass & Comm	30-31
AA 8005-A	Radiator assy	1	Trucks	28-29
AA 8005-B	Radiator assy	1	Trucks	30-31
† BB 8005-B	Radiator assy-for extra cooling	1	Pass,Comm & Trucks (4 cyl)	32
BB 8005-C	Radiator assy	1	Trucks (4 cyl)	33-34
BB 8005-D	Radiator assy	1	Trucks (8 cyl)	33-34
40 8005-A	Radiator assy	1	Pass & Comm (8 cyl)	33-34
46 8005-A	Radiator assy	1	Pass & Comm (4 cyl)	33-34
48 8005-B	Radiator assy	1	Pass	35
50 8005-A	Radiator assy	1	Comm	35
51 8005-A	Radiator assy	1	Trucks	35
51 8005-B	Radiator assy-extra cooling-use with double sheave pulley	1	Trucks	35
51 8005-C	Radiator assy	1	Trucks	36
51 8005-D	Radiator assy-extra cooling-use with double sheave pulley	1	Trucks	36
67 8005-A	Radiator assy	1	Comm	36
68 8005-B	Radiator assy	1	Pass	36
73 8005-A	Radiator assy	1	Comm-60 HP	37
74 8005-A	Radiator assy	1	Pass-60 HP	37
74 8005-A	Radiator assy-use with 74-8094,74-8095 & 74-8086-when replacing 82A-8005-A	1	Pass-60-HP	38-39
75 8005-B	Radiator assy	1	Trucks-60 HP	37
77 8005-A	Radiator assy	1	Comm-90 HP	37
79 8005-A	Radiator assy	1	Trucks-90 HP	37
81A 8005-B	Radiator assy	1	Pass except 1939 DeLuxe-90 HP	37-39
81C 8005-A	Radiator assy	1	Comm-90 & 100 HP	38-39
81T 8005-A	Radiator assy	1	Trucks	38-39
81T 8005-A	Radiator assy	1	COE	40-41
81Y 8005-A	Radiator assy	1	122" 1 Ton Truck-90 HP	38-39
82A 8005-A	Radiator assy-replaced by 74-8005-A,74-8094,74-8095 & 74-8086	1	Pass-60 HP	38-39
82C 8005-A	Radiator assy-with deflectors	1	Comm-60 HP	38-39
82Y 8005-A	Radiator assy	1	122" 1 Ton Truck-60 HP	38-39
91A 8005-B	Radiator assy	1	(Pass 1939-40 except 1939 Std)(Comm 1940-41)-90 HP	39-41
9N 8005-A	Radiator assy	1	Comm,122" Truck (4 cyl)	41-42
	B-35237-A Pad (radiator to bracket)	2	Comm,122" Truck (4 cyl)	41-42
	01T-8124 Insulator(radiator bolt to radiator bracket)	2	Comm,122" Truck (4 cyl)	41-42
	355608-S2 Bolt (radiator to radiator support)-7/16"-14 x 1 1/2" -	2	Comm,122" Truck (4 cyl)	41-42
	44731-S8 Washer-7/16"			
	351436-S7 Washer-29/64"			
01T 8005-A	Radiator assy	1	Trucks except 122" & COE (8 cyl)	40-41
01TS 8005-A	Radiator assy-extra cooling	1	Trucks except COE (8 cyl)	40-41
01Y 8005-A	Radiator assy	1	122" Truck (8 cyl)	40-41
022A 8005-A	Radiator assy	1	Pass,Comm-60 HP	40
11A 8005-B	Radiator assy-has filler flange in top at center of tank	1	Pass (8 cyl)	41
11AS 8005-A	Radiator assy-for extra cooling	1	Pass (8 cyl)	41

† No Longer Supplied



CHASSIS PARTS CATALOGUE

PART NUMBER	PART NAME	NO. REQ'D	MODEL	YEAR
				19__
1GA 8005-A	Radiator assy	1	Pass (6 cyl)	41
1GC 8005-A	Radiator assy	1	Comm (6 cyl)	41
1GT 8005-A	Radiator assy	1	Trucks except 122" (6 cyl)	41
1GTS 8005-A	Radiator assy-for extra cooling	1	Trucks except 122" (6 cyl)	41
1GY 8005-A	Radiator assy	1	122" Trucks (6 cyl)	41
21A 8005	Radiator assy	1	Pass (8 cyl)	42-48
21AS 8005-C	Radiator assy -for extra cooling-used with 6AS 8146 & 59T 8600-B	1	Pass	42-48
	20359-S2 Bolt (radiator support hold- down)-3/8"-24 x 13/16"	2	Pass	42-48
	33800-S2 Nut-3/8"-24			
	34807-S2 Lockwasher-3/8"			
	34707-S2 Washer-3/8"			
	23394-S2 Bolt (radiator to radiator support)-5/16"-24 x 7/8"	2	Pass	42-48
	33798-S2 Nut-5/16"-24			
	34846-S2 Lockwasher-5/16"			
	356374-S7 Special washer-11/32"			
	355979-S2 Bolt (radiator core to front fender apron brace)-5/16"-24 x 1 33/64"	2	Pass (8 cyl)	46-48
	356168-AS Washer-rubber-31/64"	2	Pass (8 cyl)	46-48
21C 8005-A	Radiator assy	1	Comm, 122" Trucks (8 cyl)	42-47
21T 8005-A	Radiator assy	1	Trucks except 122" (8 cyl)	42-47
21T 8005-A	Radiator assy-for extra cooling	1	Comm, 122" Trucks (8 cyl)	42-47
2GC 8005-A	Radiator assy	1	Comm, 122" Trucks (6 cyl)	42-47
2GT 8005-A	Radiator assy	1	Trucks (6 cyl)-extra cooling on Comm, 122" Trucks	42-47
59T 8005-A	Radiator assy-extra cooling	1	Trucks except 122" (8 cyl)	42-47
5GA 8005-A	Radiator assy	1	Pass (6 cyl)	42-48
5GAS 8005-A	Radiator assy-extra cooling	1	Pass (6 cyl)	42-48
	25750-S7 Bolt (radiator to frame)-3/8" -24 x 2 3/8"	2	Pass,Comm	29-30
	22296-S2 Bolt (radiator to frame)-3/8"- 24 x 2 1/8"	1	Trucks	30-31
	38194-S2 Bolt (radiator to frame)-No.12- 24 x 7/16"	4	Pass,Comm	32
	22266-S2 Bolt (radiator to frame)-3/8"- 24 x 1 3/4"	2	(Pass 1933-39 except 1939 Deluxe)(Comm 1933-36)	33-39
	22237-S7 Bolt (radiator to frame)-3/8"- 24 x 1 3/8"	2	Trucks	37-39
	22276-S2 Bolt (radiator to frame)-3/8"- 24 x 1 7/8"	2	(Pass,Comm 1928-30)	28-30
		2	Comm,Trucks	36
		2	Pass except 1939 Standard	39-42
	22286-S2 Bolt (radiator to frame)-3/8"- 24 x 2"	2	(Pass 1941)(Comm 1941-42)	41-42
		2	(Pass,Comm 1928-32)(Trucks 1932)	28-32
	350518-S2 Bolt (radiator to frame)-3/8"- 24 x 1 13/32"	2	Trucks except COE	40-42
	351405-S7 Washer-13/32"	2	Trucks except COE	40-42
	355749-S7 Bolt (radiator support hold- down)-7/16"-20 x 4 3/16"	2	Trucks except 122" (8 cyl)	42-47
	72009-S Cotter pin	2	(Trucks 1932-47)(Pass,Comm 1937)	32-47
	33965-S7 Nut (radiator to frame)-3/8"- 24	2	Trucks	38-47
	34707-S2 Washer (radiator to frame)-3/8"	2	Trucks	38-47
	34807-S2 Lockwasher -3/8"	6	Trucks except 122" (8 cyl)	42-47
	44726-S8 Washer -3/8"	6	Trucks except 122" (8 cyl)	42-47
	34030-S2 Nut(radiator to frame)-3/8"-24	2	(Trucks 1939)(Pass,Comm,Trucks 1928-32)	39
	72016-S C/Pin (radiator to frame)-3/32" x 3/4"	2	Trucks	39



CHASSIS PARTS CATALOGUE

PART NUMBER	PART NAME	NO. REQ'D	MODEL	YEAR 19__
59C 8040	Clamp assy (cyl block drain cock extension)	1	Comm, Trucks -100 HP	42-47
50 8044	Reinforcement (radiator side support bottom)-RH	1	Comm, Trucks	35
	61386-57 Rivet (radiator reinforcement angle to upper tank)-5/32" - 1/4"	4	Trucks	35
67 8044	Reinforcement (radiator side support bottom)-RH	1	(Trucks 1936-37)(Comm 1936)-90 HP	36-37
+ 81T 8044	Reinforcement (radiator side support bottom)-RH	1	(Comm, Trucks 1938-39)(COE 1940-41)	38-41
50 8045	Reinforcement (radiator side support bottom)-LH	1	Comm, Trucks	35
	351957-S10 Rivet (radiator reinforcement to tank)-tubular-3/16" -21/64"	1	Comm	35
67 8045	Reinforcement (radiator side support bottom)-LH	1	(Trucks 1936-37)(Comm 1936)-90 HP	36-37
	351957-S10 Rivet (radiator reinforcement to tank)-tubular-3/16" -21/64"	4	(Trucks 1936-37)(Comm 1936)-90 HP	36-37
+81T 8045	Reinforcement (radiator side support bottom)-IH	1	(Comm, Trucks 1938-39)(COE 1940-41)	38-41
82A 8046	Bracket (radiator core to hood side)-RH	1	Pass-60 HP	39
91A 8046	Brace (radiator core to front fender apron)-length 7 13/64"	2	(Pass 1939-41 except 1939 Std.)(Comm 1940-41)-90 & 100 HP (8 cyl)	39-41
022A 8046	Brace (radiator core to front fender apron)	2	Pass, Comm-60 HP	40
+ 11A 8046	Brace (radiator core to front fender apron)-length 5 15/32"	2	Pass (6 & 8 cyl)	41
10C 8046	Brace (radiator core to front fender apron)	1	Comm (6 cyl)	41
+ 21A 8046-B	Brace (radiator core to front fender apron)-length 4 27/32"	2	Pass-90 HP	42
+ 2GA 8046	Brace (radiator core to front fender apron)	2	Pass (6 cyl)	42
82A 8047	Bracket (radiator core to hood side)-IH	1	Pass-60 HP	39
91A 8048	Brace (hood catch striker to grille)	2	Pass-DeLuxe-90 HP	39
77 8050	Bracket assy (hood catch)-RH	1	Comm, Trucks	37
77 8051	Bracket assy (hood catch)-LH	1	Comm, Trucks	37
	63547-S3 Rivet (hood catch bracket and link assy to grille)	4	Comm, Trucks	37
+2GA 8067	Baffle (radiator filler neck)	1	(Pass 1942-48)(Comm, Trucks 1942-47)	42-48
B 8070	Flange (radiator filler)	1	Pass, Comm, Trucks	32-34
68 8070	Flange (radiator filler)	1	Pass	36
68 8070	Flange (radiator filler)	1	(Pass 1942-48)(Comm, Trucks 1942-47)	42-48
77 8070	Flange (radiator filler)	1	Comm, Trucks	37
91A 8070	Flange (radiator filler neck)	1	COE	41-47
+77 8071	Grommet (radiator filler neck)	1	Comm, Trucks	37
91A 8075	Pipe (radiator overflow)	1	Pass-90 HP	39
ONA 8076	Nipple (radiator drain)	1	Comm, 122" Truck (4 cyl)	41-42
ONA 8077	Coupling (radiator drain cock)	1	Comm, 122" Truck (4 cyl)	41-42
51 8079-C	Tank assy (radiator lower)	1	Trucks	35
51 8079-D	Tank assy (radiator lower)	1	Trucks	36
+ 48 8081-RP	Pipe assy (radiator overflow)	1	Pass	35
74 8081	Extension (radiator overflow pipe)	1	Pass-60 HP	37-39
59C 8081	Hose (cylinder block drain cock extension)-3/8" I.D. x 6 1/2" long	1	Comm, Trucks	42-47
81A 8084-A	Deflector (radiator upper tank support)-upper-RH	1	Pass-Std-90 HP	38
81A 8084-B	Deflector (radiator upper tank support)-upper-RH	1	(Pass-DeLuxe 1938)(Pass-Std 1939)-90 HP	38-39
81A 8085-A	Deflector (radiator upper tank support)-upper-IH	1	Pass-Std	38
81A 8085-B	Deflector (radiator upper tank support)-upper-IH	1	(Pass-DeLuxe 1938)(Pass-Std 1939)-90 HP	38-39
+74 8086	Deflector assy (radiator air)	1	Pass-60-HP	38-39
50 8088	Support assy (radiator upper tank)-RH	1	Comm	35

+ No Longer Supplied



CHASSIS PARTS CATALOGUE


PART NUMBER	PART NAME	NO. REQ'D	MODEL	YEAR 19
67 8088	Support assy (radiator upper tank)-RH	1	Comm, Trucks	36
† 68 8088-A	Support assy (radiator upper tank)-RH-for 68-8005-B	1	Pass	36
† 77 8088	Support (radiator upper tank)-RH	1	Comm, Trucks	37
50 8089	Support assy (radiator upper tank)-LH	1	Comm	35
67 8089	Support assy (radiator upper tank)-LH	1	Comm, Trucks	36
† 68 8089-A	Support assy (radiator upper tank)-LH-for 68-8005-B	1	Pass	36
77 8089	Support (radiator upper tank)-LH	1	Comm, Trucks	37
81A 8090	Support (radiator upper tank)-RH	1	Pass-90 HP	37
82A 8090	Support (radiator upper tank)-RH	1	Pass-60 HP	37-39
81A 8091	Support (radiator upper tank)-LH	1	Pass-90 HP	37
82A 8091	Support (radiator upper tank)-LH	1	Pass-60 HP	37-39
74 8092	Deflector (radiator)-lower	1	Pass-60 HP	37
75 8092	Deflector (radiator)-lower	1	Trucks-60 HP	37
82A 8092	Deflector (radiator)-lower	1	Pass-60 HP	38-39
82C 8092	Deflector (radiator)-lower	1	Comm, 122" Truck-60 HP	38-39
40 8094-B	Support (radiator shell)-upper	2	Pass (8 cyl)	34
46 8094-A	Support (radiator shell)-upper	2	Comm (4 cyl)	33-34
46 8094-C	Support (radiator shell)-upper	2	Comm (4 cyl)	33
46 8094-D	Support (radiator shell)-upper	2	Pass (4 cyl)	34
† 74 8094	Support (radiator shell)-RH	1	Pass-60-HP	37-39
78 8094	Support (radiator shell)-RH	1	(Pass-DeLuxe 1938)(Pass-Std 1939)-90 HP	38-39
74 8095	Support (radiator shell)-LH	1	Pass-60 HP	37-39
78 8095	Support (radiator shell)-LH	1	(Pass-DeLuxe 1938)(Pass-Std 1939)-90 HP	37-39
BB 8096-B	Support (radiator shell) lower	2	Trucks (8 cyl)	33-34
46 8096-A	Support (radiator shell)-lower	2	Comm (4 cyl)	33-34
46 8096-B	Support (radiator shell)-lower	2	Comm (8 cyl)	33-34
	350105-S2 Bolt (radiator shell support to radiator)-No.10-32 x 7/16"	8	Pass, Comm	33-34
	34079-S7 Nut -No. 10-32			
	34803-S7 Washer-No. 10			
	38194-S2 Bolt (radiator shell to radiator shell support lower) -No.12-24 x 7/16"	2	Pass	33-34
	34804-S8 Washer-No. 12			
82C 8096	Link (radiator shell to core)	2	Comm, 122" Truck-60 HP	38-39
1NY 8096	Link (radiator core to apron support)-top	2	122" Truck (4 cyl)	41
67 8098	Bracket (hood catch on radiator)-RH	1	Comm & Trucks	36
67 8099	Bracket (hood catch on radiator)-LH	1	Comm & Trucks	36
† A 8100-A	Cap (radiator)	1	Pass, Comm, Trucks	28-29
† A 8100-C	Cap (radiator)	1	Pass, Comm, Trucks	30-31
B 8100-A	Cap assy (radiator)	1	Pass, Comm, Trucks (except 1930-31)	28-32
40 8100-A	Cap assy (radiator)-chrome	1	Pass	33
40 8100-B	Cap assy (radiator)	1	Pass	34
46 8100-A	Cap assy (radiator)-chrome	1	Comm & Trucks	33
46 8100-B	Cap assy (radiator)	1	(Trucks 1934-36)(Comm 1934-35)	34-36
48 8100	Cap assy (radiator)	1	Pass & Comm	35-36

† No Longer Supplied




CHASSIS PARTS CATALOGUE


PART NUMBER	PART NAME	NO. REQ'D	MODEL	YEAR
				19__
91A 8100	Cap assy (radiator)	1	(Pass 1937-48)(Comm, Trucks 1937-47)	37-48
	11C-9030 Cap (radiator)	1	COE	38-40
	9N-9030 Cap (radiator)	1	(4 cyl)	41-42
11W 8100	Cap (radiator)-replaced by 91A 8100	1	COE	41-42
41A 8100-A	Cap (radiator)-pressure type-use with 51A-8138-optional with 41A-8100-B-flange type grip	1	(Pass 1938-48)(Comm, Trucks 1938-47)	38-48
41A 8100-B	Cap (radiator)-pressure type-opt. with 41A-8100-A-knurled edge-replaced by 41A 8100-A	1	(Pass 1938-48)(Comm, Trucks 1938-47)	38-48
74 8104	Support (radiator upper tank and deflector assy)-upper-RH	1	Pass-60 HP	37
75 8104	Deflector (radiator upper tank support)-upper-RH	1	Comm, Trucks-60 HP	37
82A 8104-B	Deflector (radiator upper tank)-upper-RH	1	Pass-Std, Sedan Delivery (60 HP)	38
82A 8104-C	Deflector (radiator air)-upper-RH	1	Pass-60 HP (Standard)	39
82C 8104	Deflector (radiator upper tank support)-upper	2	Comm, 122" Trucks-60 HP	38-39
91A 8104	Deflector (radiator air)-RH	1	(Pass 1939-40 except 1939 Std)(Comm 1940-41)(4 & 8 cyl except 60 HP)	39-41
11A 8104	Deflector (radiator air)-RH	1	Pass (8 cyl)	41
1GA 8104	Deflector (radiator air)-RH	1	Pass (6 cyl)	41
1GC 8104	Deflector (radiator air)-RH	1	Comm (6 cyl)	41
21A 8104	Deflector (radiator air)-RH	1	Pass (6 & 8 cyl)	42-48
2GA 8104	Deflector (radiator air)-RH	1	Pass (6 cyl)	42
2NC 8104	Deflector (radiator air)-RH	1	(4 cyl)	42
82A 8105-B	Deflector (radiator upper tank)-upper-LH	1	Pass-Std, Sedan Delivery (60 HP)	38
82A 8105-C	Deflector (radiator air)-upper-LH	1	Pass-60 HP(Standard)	39
91A 8105	Deflector (radiator air)-LH	1	Pass 1939-40 except 1939 Std)(Comm 1940-41)(4 & 8 cyl except 60 HP)	39-41
	24308-S7 Bolt (radiator air deflector to radiator)-1/4"-20 x 1/2"	6	Pass-Std-90 HP	39-40
	33795-S7 Nut-1/4"-20			
	34805-S8 Lockwasher-1/4"			
	350105-S2 Bolt (air deflector front to radiator)-No. 10-32 x 5/16"	8	Pass-60 HP	39-40
11A 8105	Deflector (radiator air)-LH	1	Pass (8 cyl)	41
1GA 8105	Deflector (radiator air)-LH	1	Pass (6 cyl)	41
1GC 8105	Deflector (radiator air)-LH	1	Comm (6 cyl)	41
21A 8105	Deflector (radiator air)-LH	1	Pass (6 & 8 cyl)	42-48
2GA 8105	Deflector (radiator air)-LH	1	Pass (6 cyl)	42
2NC 8105	Deflector (radiator air)-LH	1	(4 cyl)	42
2NC 8106	Extension (radiator grille to cross member shield)	1	(4 cyl)	42
77 8109-C	Body (radiator cap)-outer	1	Comm, Trucks	37
2NC 8110	Cover (radiator grille to cross member shield)	1	(4 cyl)	42
	32917-S7 Screw (radiator grille to cross member shield)-No.10-3/8"	4	(4 cyl)	42
B 8111	Gasket (radiator cap sealing)	1	(Pass 1932-34)(Comm 1932)	32-34
77 8111-A	Gasket (radiator cap)-I.D. 1.92"-O.D. 2.70"	1	Pass, Comm, Trucks	37-41
77 8111-A	Gasket (radiator filler pipe to filler flange)	1	COE	40-47



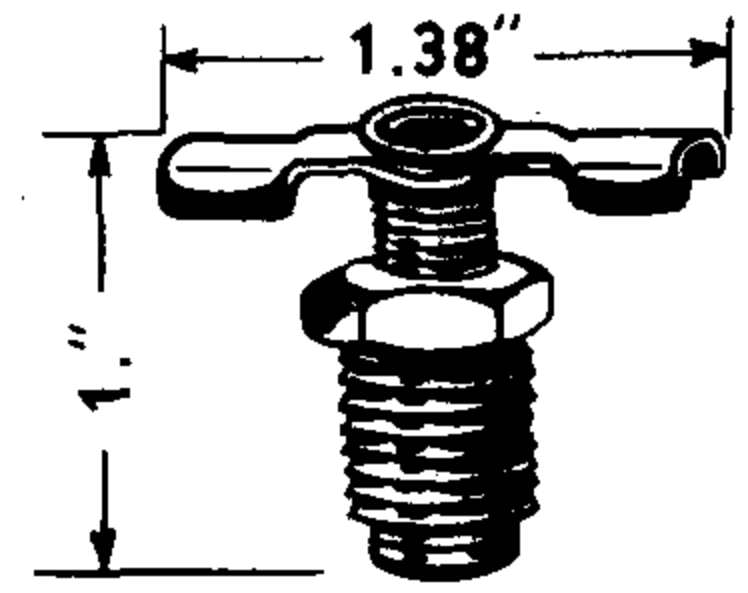
B-8115



40-8115



48-8115



9N-8115

P-731

DRAIN COCKS

PART NUMBER	PART NAME	NO. REQ'D	MODEL	YEAR 19__
B 8115	Cock (radiator drain)	1	(Pass, Comm 1928-32) (Truck 1928-31)	28-32
40 8115-A	Cock (radiator drain)-wing type grip-1/4" pipe thd.	2	Pass, Comm (except 60 HP 1938-39) (8 cyl)	38-41
40 8115-A	Cock (radiator drain)-wing type grip-1/4" pipe thd.	2	(Pass, Comm, Trucks-1933-34) (Pass, Comm-1937)	33-37
40 8115-A	Cock (radiator drain)-wing type grip-1/4" pipe thd.	2	Trucks except COE	40-41
48 8115	Cock (radiator drain)-offset grip-1/4" pipe thread	2	(Pass, Comm 1935-36-90 HP) (Pass, Comm 1937-39-60 HP) (Trucks 1932-39)	32-39
48 8115	Cock (radiator drain)-offset grip-1/4" pipe thread	1 or 2	Comm, Trucks-90 & 100 HP	42-47
48 8115	Cock (radiator drain)-offset grip-1/4" pipe thread	1 or 2	Pass	46-48
48 8115	Cock (radiator drain)-offset grip-1/4" pipe thread	1	Comm, Trucks (6 cyl "H" Series)	47
9N 8115	Cock (radiator drain)-wing type grip-1/4" pipe thd.	1	(4 cyl)	41-42
9N 8115	Cock (radiator drain)-wing type grip-1/4" pipe thd.	1 or 2	Pass (6 & 8 cyl) Comm, Trucks except COE (6 & 8 cyl)	42-48
81A 8116	Support (radiator shell shield to core)	1	(Pass-Std, Sedan Delivery 1938) (Pass 1939-60 HP)	38-49
11W 8118	Cap (radiator grille panel filler)	1	COE	41-47
67 8124-A	Insulator (radiator support)-rubber	2	(Comm, Trucks 1936-39) (COE 1940-41)	36-41
01T 8124-A	Insulator (radiator support)	2	Trucks 1940-42 except COE (4 cyl 1941-42)	40-42
8C 8124-A	Insulator (radiator support)	2	Comm, Trucks (Refer to 21C-16138)	42-47
40 8125-A	Pad (radiator support)-hole in center 2" x 1 1/4"	2	Pass, Comm, Trucks	28-37
40 8125-A	Pad (radiator support)-hole in center 2" x 1 1/4"	2	Pass	38-48
40 8125-A	Pad (radiator support)-hole in center 2" x 1 1/4"	2	Comm	38-47
40 8125-A	Pad (radiator shell apron to frame)-hole in center 2" x 1 1/4"	2	(Pass 1939-41 except 1939 Std) (Comm 1940-41)	39-41
40 8125-A	Pad (radiator support)-hole in center 2" x 1 1/4"	2	(Trucks 1928-39) (COE 1940-41) (Comm, 122" Trucks 1942)	28-42
	B-35237-A Pad (radiator support)	2	(Trucks 1940-42) (4 cyl Comm 1941-42)	40-42
B 8130	Spring (radiator to frame)	2	Pass, Comm	28-42
B 8130	Spring (fuel tank to frame)	4	Pass, Comm, Trucks	42-47
B 8130	Spring (front fender apron bracket to frame bolt)	2	Comm, Trucks except COE (Refer to 21T-16006)	44-47
B 8130	Spring (radiator bolt)	2	Trucks	35-39
	22266-S2 Bolt (radiator to frame)-3/8"-24 x 1 3/4"	2	(Pass 1933-39 except 1939 DeLuxe) (Comm 1933-36)	33-39
	22276-S2 Bolt (radiator to frame)-3/8"-24 x 1 7/8"	2	Pass except Std 1939	39-42
	33965-S7 Nut-3/8"-24			
	72009-S C/pin (radiator to frame bolt)			

§ Used with drain cock opening in lower tank 1942.



CHASSIS PARTS CATALOGUE

PART NUMBER	PART NAME	NO. REQ'D	MODEL	YEAR
† A 8133-A2	Rod (radiator brace)-26" long	2	Comm, 122" Trucks-60 HP	38-39
† A 8133-A2	Rod (radiator brace)-26" long	2	(Pass 1928-31)(Truck 1928-29)	28-31
† A 8133-A2	Rod (radiator brace)-26" long	2	(Comm, Trucks 1933-34)	33-34
† A 8133-A2	Rod (radiator brace)-26" long	2	Comm, Trucks-60 HP	37
† AA 8133	Rod (radiator brace)-single-24 1/4" long	1	Trucks	30-31
† 40 8133	Rod (radiator brace)-31" long	2	(Pass 1932-34)(Comm, Trucks 1932)	32-34
† 68 8133-B	Rod (radiator brace)-29 1/2" long	2	(Pass 1936-39 except 1939 DeLuxe)(Comm 1935-39)(Trucks 1935-37)(122" Truck 1938-39)	35-39
	78-5283-A Grommet and sleeve (radiator brace to dash)-use with 68-8133-A	2	Pass	36
	78-5284-B Washer (radiator to dash rod)-.50" I.D.-1.30" O.D.-use with 68-8133-A	2	Pass	36
	44722-S8 Washer (radiator brace)-5/16"	4	Pass	35-36
	351453-S Washer (radiator brace)-cup-17/32"	2	Pass, Comm	28-32
	33798-S8 Nut (radiator brace rod to radiator bracket)-5/16"-24	4	(Pass, Comm 1928-39)(Trucks 1928-37)	28-39
	34846-S2 Lockwasher-5/16"	4	(Pass, Comm 1928-39)(Trucks 1932-36)	28-39
	33800-S8 Nut (radiator brace rod to dash)-3/8"-24	2	Pass, Comm	38-39
	34827-S2 Lockwasher-3/8"	2	(Pass, Comm 1928-39)(Trucks 1932-36)	28-39
† 81T 8133	Rod (radiator brace)-28 1/2" long	2	Trucks except COE	38-39
	33800-S8 Nut (radiator brace rod to dash)-3/8"-24	2	Trucks except COE	37-39
	34827-S2 Lockwasher-3/8"	2	Trucks except COE	37-39
	34846-S2 Lockwasher-5/16"			
	20337-S2 Bolt (radiator brace rod to dash)-5/16"-24 x 11/16"	1	COE	39-47
11W 8134	Spring (radiator filler cover)	2	COE	41-47
51A 8138	Gasket (radiator cap)-pressure type-use with 41A-8100-A	1 1	Pass Comm, Trucks	38-48 38-47
† B 8140	Retainer (radiator rod on dash)-RH	1	Pass, Comm	32
† 40 8140	Retainer (radiator rod on dash)-RH-used with 68-8133-B	1	(Pass 1933-39 except 1939 DeLuxe)(Comm 1933-38)(Trucks 1935-37)	33-39
† 67 8140	Bracket (radiator rod)-removable type	1	Comm, Trucks except COE	36-39
B 8141	Retainer (radiator rod)-on dash-LH	1	Pass, Comm	32
	60916-S Rivet (rad. rod)-3/16"x 7/16"	4	Pass, Comm	32
40 8141	Retainer (radiator rod on dash)-LH-used with 68-8133-B	1	(Pass 1933-39 except 1939 DeLuxe)(Comm 1933-38)(Trucks 1935-37)	33-39
	60903-S Rivet (radiator rod on dash)		Pass	36

† No Longer Supplied



CHASSIS PARTS CATALOGUE

PART NUMBER	PART NAME	NO. REQ'D	MODEL	YEAR
				19
81W 8142	Support (filler neck)-RH-attached to body front	1	COE	38-41
11W 8142	Support (filler neck)-RH	1	COE	41-47
81W 8143	Support (filler neck)-LH-attached to body front	1	COE	38-41
11W 8143	Support (filler neck)-LH	1	COE	41-47
	20357-S2 Bolt (radiator filler neck support to dash panel top)-5/16"-24 x 13/16"	2	COE	38-47
	33798-S8 Nut-5/16"-24	2	COE	38-47
	34846-S2 Lockwasher-5/16"	2	COE	38-47
91A 8145-B	Bar & brace (radiator shell cross)	1	Pass	39
01A 8145-A	Bar & brace (radiator shell cross)	1	Pass-Std,Comm	40
01A 8145-A	Bar & brace (radiator shell cross)	1	Comm (1st 1500 Units Only)	41
01A 8145-B	Bar & brace (radiator shell cross)	1	Pass-DeLuxe-90 HP	40
+75 8146	Shroud (fan)	1	Trucks-60 HP	37-39
79 8146	Shroud (fan)	1	Trucks-90 HP	37-39
	34128-S7 Nut (fan shroud to radiator)-No.12-24	6	Trucks	37
	33796-S7 Nut (fan shroud to radiator)-1/4"-28	6	Trucks-60 HP	37
	34805-S8 Lockwasher-1/4"	6	Trucks	37
79 8146	Shroud (fan)	1	COE	40-41
01T 8146	Shroud (fan)	1	Trucks except COE & 122" (8 cyl)	40-41
01TS 8146	Shroud (fan)-extra cooling	1	Trucks except COE & 122" (8 cyl)	40-41
02Y 8146	Shroud (fan)	1	122" Truck-60 HP	40
21T 8146	Shroud (fan)	1	Comm,Trucks except COE (8 cyl)	42-47
21W 8146	Shroud (fan)	1	COE	42-47
5GT 8146-B	Shroud (fan)	1	Comm,Trucks (6 cyl)	42-47
	24308-S7 Bolt (fan shroud to radiator)-1/4"-20 x 1/2" hex head	6	Comm,Trucks	38-47
	33795-S7 Nut (fan shroud)-1/4"-20			
	34805-S8 Lockwasher (fan shroud)-1/4"			
+6AS 8146	Shroud (fan)-for extra cooling	1	Pass	42-48
+ 81W 8150-A	Grille (radiator)-painted	1	COE	38-39
01W 8150-A	Grille (radiator)-painted-replaced by 21W 8152	1	COE	40
21A 8150-A	Grille (radiator side)-chrome	2	Pass	42
21W 8150	Grille (radiator)-RH	1	COE	41-47
21W 8151	Grille (radiator)-LH	1	COE	41-47
21W 8152	Panel & deflector (radiator grille)	1	COE	40-47
01W 8156	Moulding (radiator grille center)	1	COE	40
68 8157	Moulding (radiator grille vertical)-front	1	Pass	36
	353190-S2 Clip (radiator center moulding retainer)	6	Pass	36
+ 77 8157	Moulding assy (radiator shell center)	1	Comm,Trucks	37
	353175-S21 Retainer (radiator grille vertical moulding to grille)	5	Comm,Trucks	37
78 8157	Moulding (radiator grille vertical)-front	1	Pass-Std,Sedan Delivery	37
81A 8157-A	Moulding (radiator shell)	1	Pass-Std	38
81A 8157-B	Moulding & ornament (radiator shell center)	1	Pass-DeLuxe	38
81W 8157	Moulding (radiator grille)	2	COE	38-39
91A 8157-A	Ornament (radiator shell center)	1	Pass-Std	39
	20357-S2 Bolt (radiator shell tie bar & hood latch bar to center shield)-5/16"-24 x 13/16"	1	Pass-Std	39
91C 8157	Moulding (radiator shell center)	1	Trucks except COE	39
91C 8157	Moulding (radiator shell center)	1	Comm	39
+01W 8157	Moulding (radiator grille center)	1	COE	40
81C 8162	Moulding (radiator shell center)-upper & lower	1	Comm,Trucks	38

+ No Longer Supplied



CHASSIS PARTS CATALOGUE

PART NUMBER	PART NAME	NO. REQ'D	MODEL	YEAR 19__
11A 8162-B	Panel assy (hood auxiliary catch & locking mechanism)	1	Pass	41
51A 8162-B	Panel assy(hood auxiliary catch & locking mechanism)	1	Pass	42-48
	39050-S8 Bolt (bracket & trigger mechanism to fender grille)-1/4" -20 x 1/2"	7	Pass	46-48
	34390-S7 Locknut-1/4" -20			
	34940-S2 Lockwasher-1/4"			
51C 8162	Panel assy (radiator grille top air deflector)-replaced by 21C-8176 & 51C-8177	1	(Comm, Trucks 8 cyl-except COE)(4 cyl)	42-47
	24344-S7 Bolt (radiator grille top air deflector to hood locking bracket)-1/4" -28 x 3/4"	2	Comm, Trucks except COE	42-47
	34805-S2 Lockwasher-1/4"	2	Comm, Trucks except COE	42-47
5GC 8162	Panel assy (radiator grille top air deflector)-replaced by 21C 8176, 5GC 8177	1	Comm, Trucks (6 cyl)	42-47
91A 8167-A	Bumper (fender apron to frame)	4	Comm, Trucks except COE (Refer to 21C-16083-A)	42-47
91A 8167-A	Bumper (radiator shell to hood)	2	Pass-DeLuxe-90 HP	39
91A 8167-A	Bumper (hood locking mechanism to grille bar)-5/8" high	2	(Comm 1940-42)(Pass 1939-40 except 91A Std, 922A)(Trucks except COE 1940-41)	39-42
91A 8167-A	Bumper (radiator grille to hood)	2 or 6	Comm, Trucks except COE	42-47
91A 8168-B	Ornament (radiator shell center)	1	Pass-DeLuxe-90 HP	39
01T 8168	Ornament (radiator grille)-center lower-replaced by 11T 8242-A	1	Trucks except COE	40
21W 8168	Ornament (radiator grille panel)-lower	1	COE	41-47
11W 8169	Moulding (radiator grille center)	1	COE	41
21W 8169	Moulding (radiator grille center)	1	COE	42-47
11W 8170	Ornament (radiator grille panel)-center	1	COE	41
21A 8170-A	Ornament (radiator grille)	1	Pass-DeLuxe	42
21W 8170	Ornament (radiator grille panel)-center	1	COE	42-47
51A 8170	Moulding (radiator grille panel)-upper-RH-with paint grooves	1	Pass	46-47



CHASSIS PARTS CATALOGUE

PART NUMBER	PART NAME	NO. REQ'D	MODEL	YEAR 19__
6A 8170	Moulding (radiator grille panel)-upper-RH-without paint grooves	1	Pass	47-48
51A 8171	Moulding (radiator grille panel)-upper-LH-with paint grooves	1	Pass	46-47
6A 8171	Moulding (radiator grille panel)-upper-LH-without paint grooves	1	Pass	47-48
	42810-S7 Screw & washer (radiator upper moulding to grille panel)-No.12-24 x 1/2"	6	Pass	46-48
21C 8176	Anti squeak (radiator grille top air deflector)	1	(Comm,Truck except COE 1942-47) (4 cyl 1942)	42-47
51C 8177	Panel (radiator grille top air deflector)-less anti-squeak	1	Comm,Truck-except COE(8 cyl) (4 cyl 1942)	42-47
5GC 8177	Panel assy(radiator grille top air deflector)-less anti-squeak	1	Comm,Trucks (6 cyl)	42-47
11W 8180-A	Moulding (radiator grille bar)-No.1-RH	1	COE	41
11W 8180-B	Moulding (radiator grille bar)-No.2-RH	1	COE	41
11W 8180-C	Moulding (radiator grille bar)-No.3-RH	1	COE	41
11W 8180-D	Moulding (radiator grille bar)-No.4-RH	1	COE	41
11W 8180-E	Moulding (radiator grille bar)-No.5-RH	1	COE	41
11W 8180-F	Moulding (radiator grille bar)-No.6-RH	1	COE	41
81A 8181	Tip (radiator shell center moulding)	1	Pass-Std	38
	32948-S2 Screw (radiator shell center moulding)-No. 8 x 1"	1	Pass-Std	38
81W 8181	Cover (radiator grille moulding joint)	2	COE	38-39
11W 8181-A	Moulding (radiator grille bar)-No.1-LH	1	COE	41
11W 8181-B	Moulding (radiator grille bar)-No.2-LH	1	COE	41
11W 8181-C	Moulding (radiator grille bar)-No.3-LH	1	COE	41
11W 8181-D	Moulding (radiator grille bar)-No.4-LH	1	COE	41
11W 8181-E	Moulding (radiator grille bar)-No.5-LH	1	COE	41
11W 8181-F	Moulding (radiator grille bar)-No.6-LH	1	COE	41
	358117-S3 Retainer (radiator grille bar moulding to bars)	56	COE	41
2NC 8181	Deflector (radiator air top)	1	4 cyl	42
01A 8182	Moulding (radiator grille side)	2	Pass-DeLuxe	40
†68 8184	Moulding (radiator shell side)-RH	1	Pass	36
77 8184	Moulding (radiator shell side)-RH	1	Comm,Trucks	37
78 8184	Moulding (radiator shell side)-RH	1	Pass-Std,Sedan Delivery	37
91A 8184	Moulding (radiator shell side)-RH	1	Pass-DeLuxe	39
91C 8184	Moulding (radiator shell)	1	Comm,Trucks except COE	38-39
	353343-S3 Retainer (radiator grille center moulding to radiator grille)	4	Comm,Trucks except COE	39
†01T 8184	Moulding (radiator grille)-chrome	2	Trucks except COE	40-41
	353119-S3 Retainer (radiator grille moulding side right & left to grille moulding)	8	Trucks except COE	40-41
01W 8184	Moulding (radiator grille)-RH	1	COE	40
11W 8184	Moulding (radiator grille panel side)-RH	1	COE	41

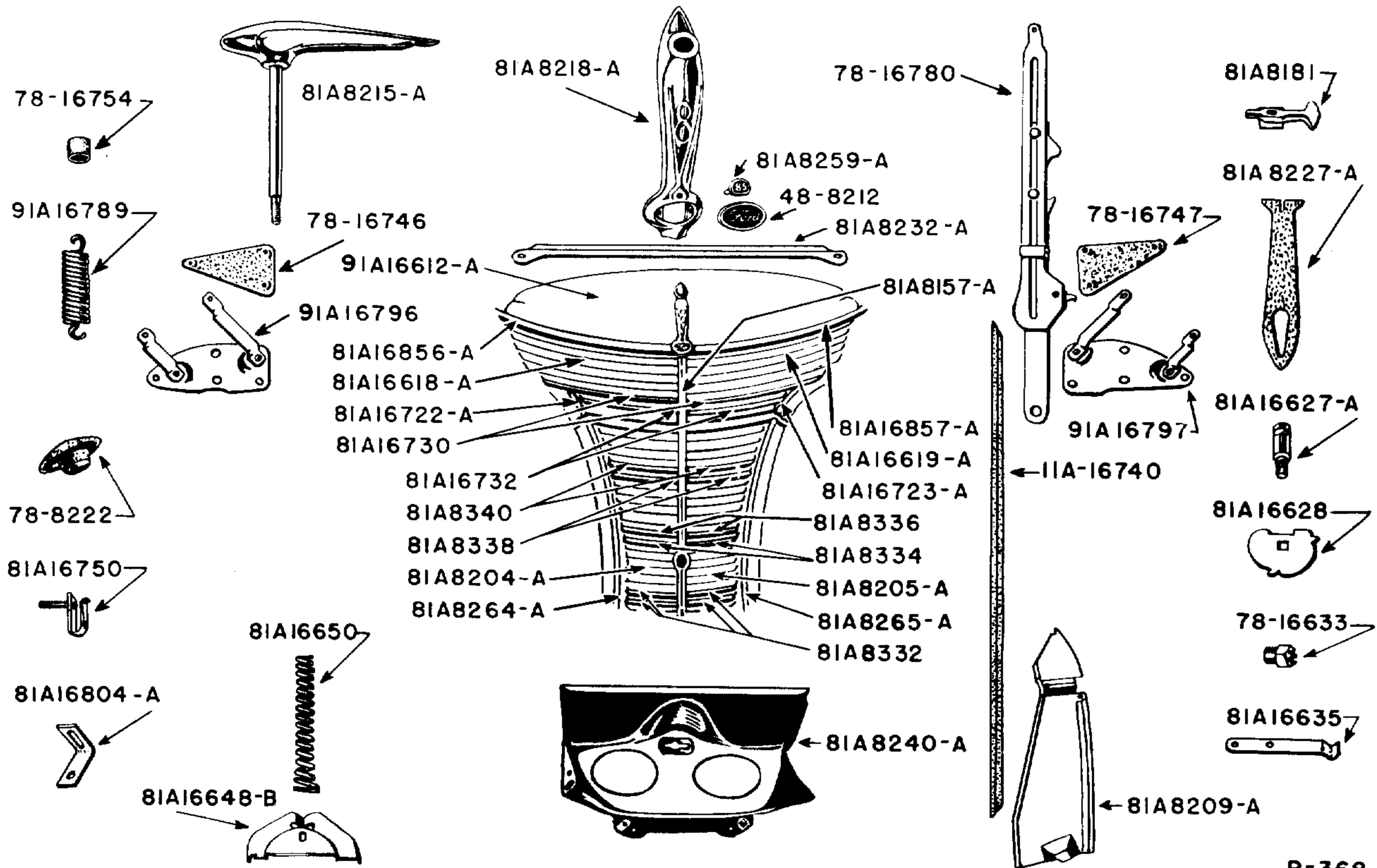
† No Longer Supplied



CHASSIS PARTS CATALOGUE

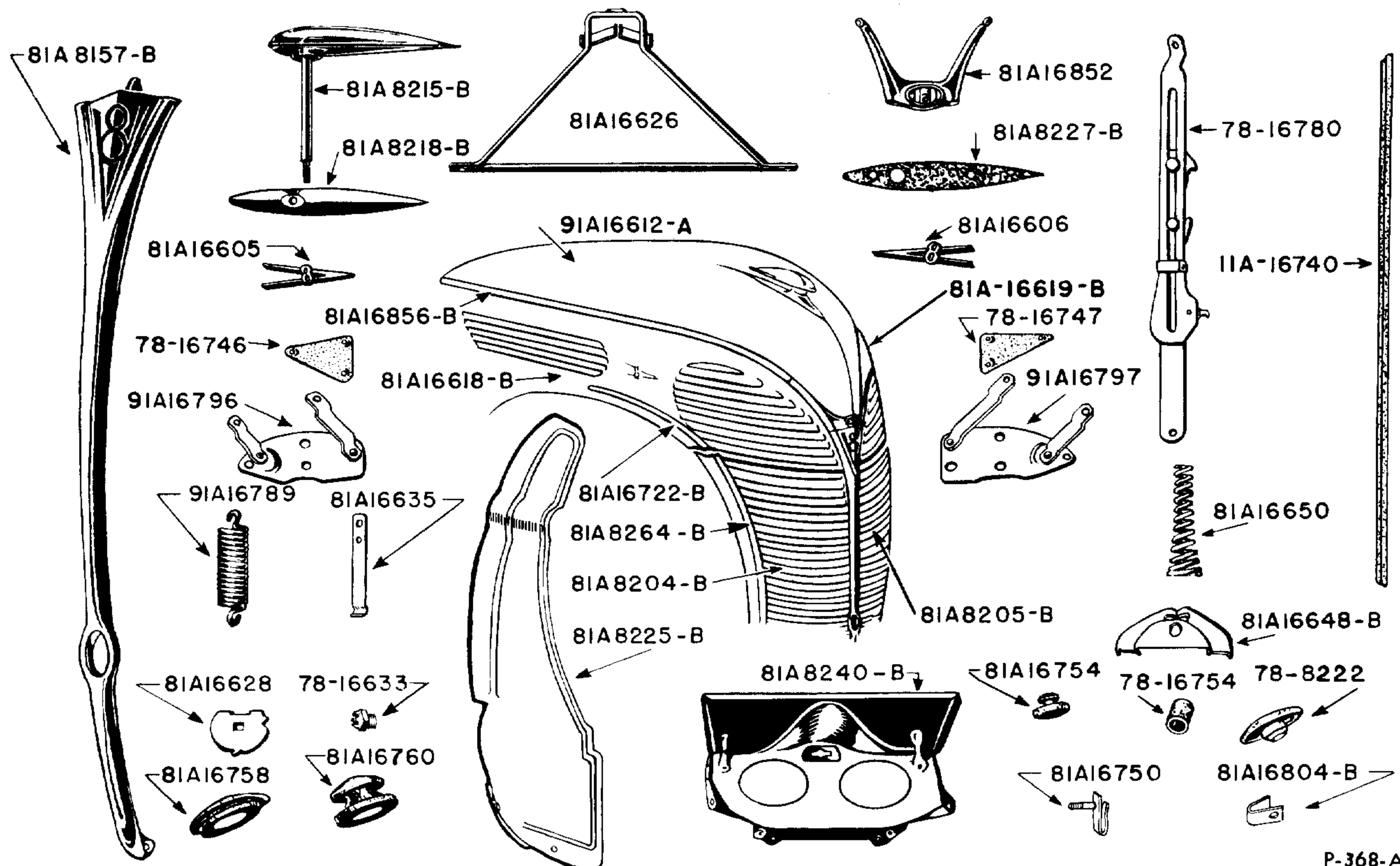
PART NUMBER	PART NAME	NO. REQ'D	MODEL	YEAR
				19__
+68 8185	Moulding (radiator grille side)-IH	1	Pass	36
	353191-S2 Clip (radiator side moulding retainer)	16	Pass	36
77 8185	Moulding (radiator shell side)-IH	1	Comm, Trucks	37
	353175-S21 Retainer (radiator grille side moulding to grille)	14	Comm, Trucks	37
78 8185	Moulding (radiator shell side)-IH	1	Pass-Std, Sedan Delivery	37
	34079-S7 Nut (radiator grille vertical moulding)-No.10-32	6	Pass-Std, Sedan Delivery	37
	34803-S7 Lockwasher-No. 10			
	350154-S7 Bolt (radiator grille moulding to grille)-No.10-32 x 7/8"	6	Pass-Std, Sedan Delivery	37
91A 8185	Moulding (radiator shell side)-IH	1	Pass-DeLuxe	39
	353335-S3 Retainer (radiator grille moulding to grille)	2	Pass-Std	39
	350881-S Nut (radiator side moulding)-upper No.16-24	6	Pass-DeLuxe-90 HP	39
	353344-S21 Retainer (radiator grille side moulding to radiator grille)	6	Pass-DeLuxe-90 HP	39
01W 8185	Moulding (radiator grille)-IH	1	COE	40
	358175-S3 Retainer (radiator grille moulding)	14	COE	40
11W 8185	Moulding (radiator grille panel side)-IH	1	COE	41
01A 8188-A	Panel (radiator grille lower)	1	(Pass except DeLuxe 1940)(Comm 1940-41)	40-41
21A 8188-A	Panel (radiator grille lower)	1	Pass	42
51A 8188	Panel (radiator grille lower)-replaced by 51A-17744-B	1	Pass	46-48
	24347-S8 Bolt (radiator grille to front fender)-5/16"-24 x 3/4"	4	Pass	46-48
	33798-S2 Nut-5/16"-24			
	34806-S2 Lockwasher-5/16"			
	44722-S8 Washer-5/16"			
	24344-S7 Bolt (radiator grille panel to front bumper deflector)-1/4"-20 x 3/4"	6	Pass	46-48
	34390-S7 Locknut-1/4"-20			
	23366-S4 Bolt (radiator grille to bumper deflector)-1/4"-28 x 5/8"	2	Pass	46-48
	33796-S7 Nut-1/4"-28			
51A 8196-A	Moulding (front stone deflector opening)	1	Pass	46-48
	353112-S3A Retainer(stone deflector mldg.)	7	Pass	46-48

+ No Longer Supplied



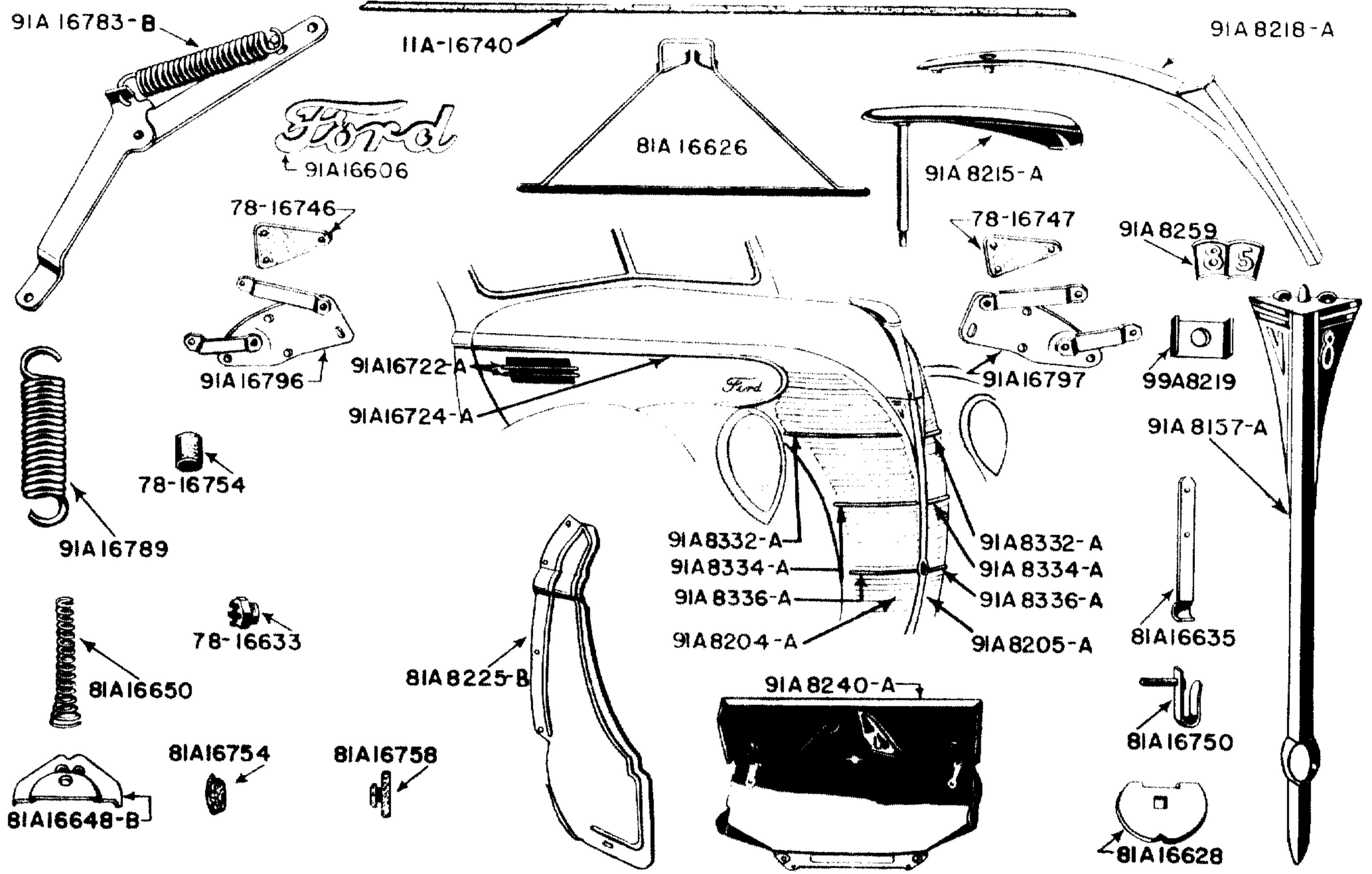
1938 STANDARD RADIATOR GRILLE, HOOD, ETC.

P-368



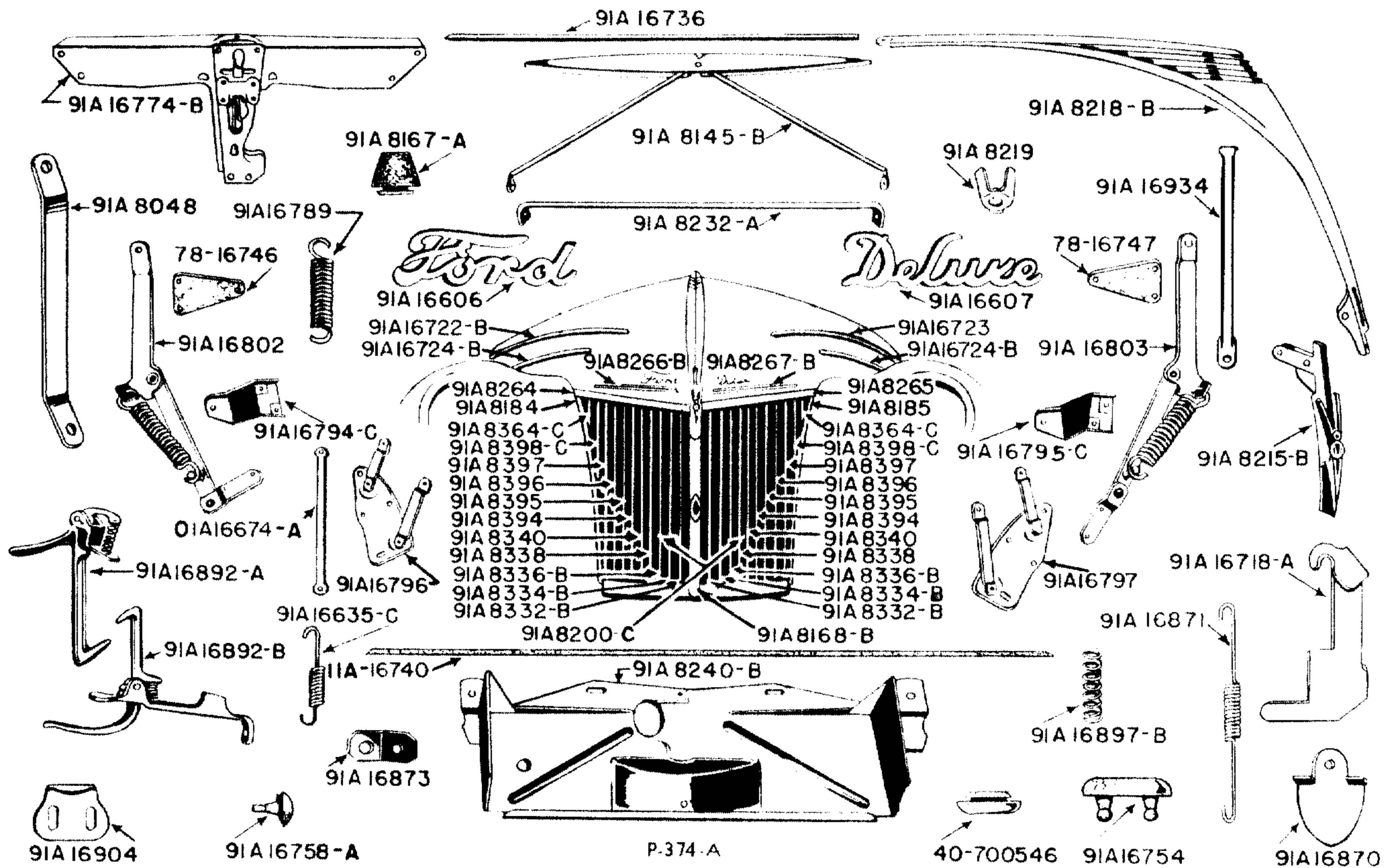
1938 DELUXE RADIATOR GRILLE, HOOD, ETC.

P-368-A



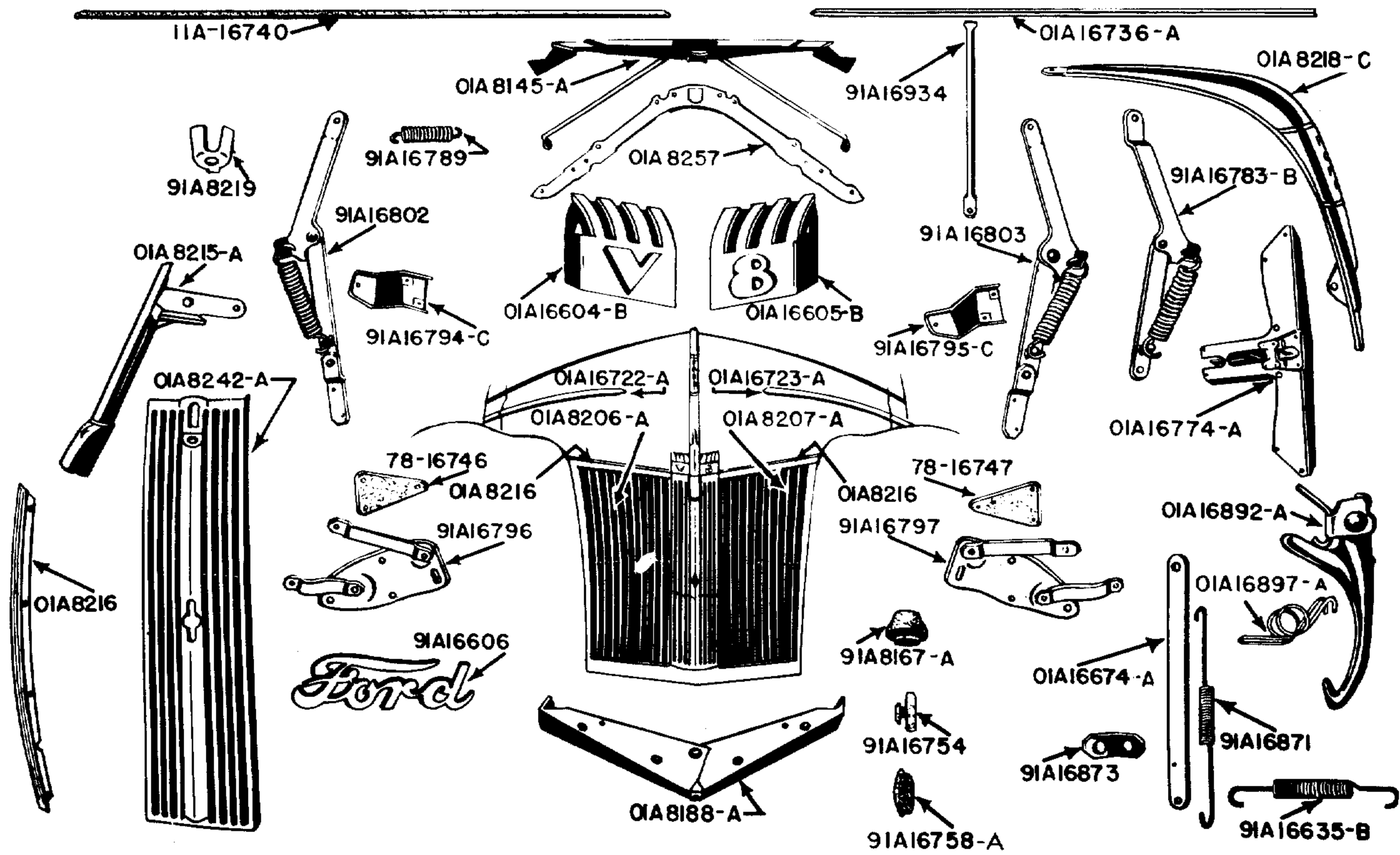
P-374

1939 STANDARD RADIATOR GRILLE, HOOD, ETC.



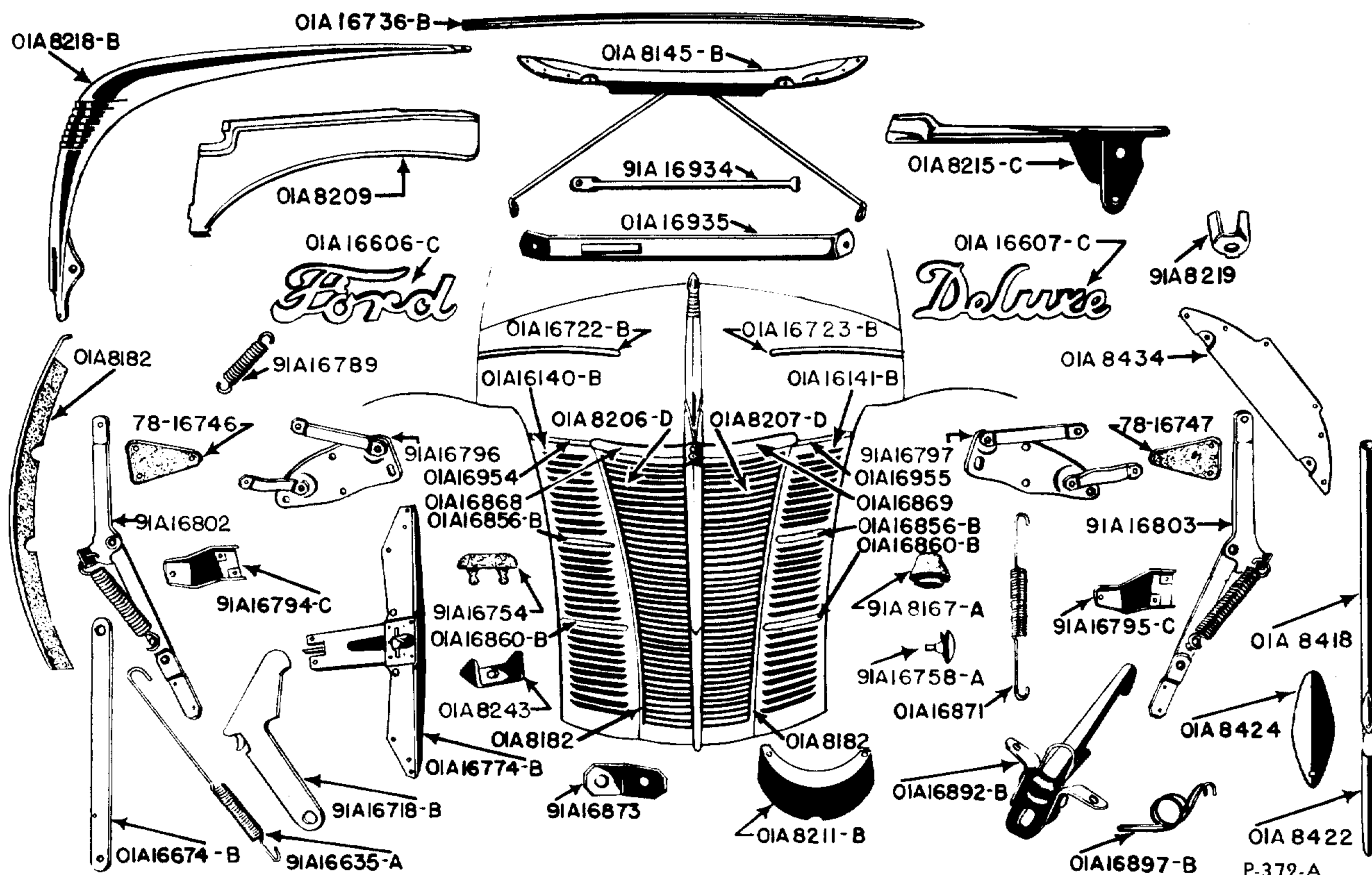
P.374-A

1939 DELUXE RADIATOR GRILLE, HOOD, ETC.



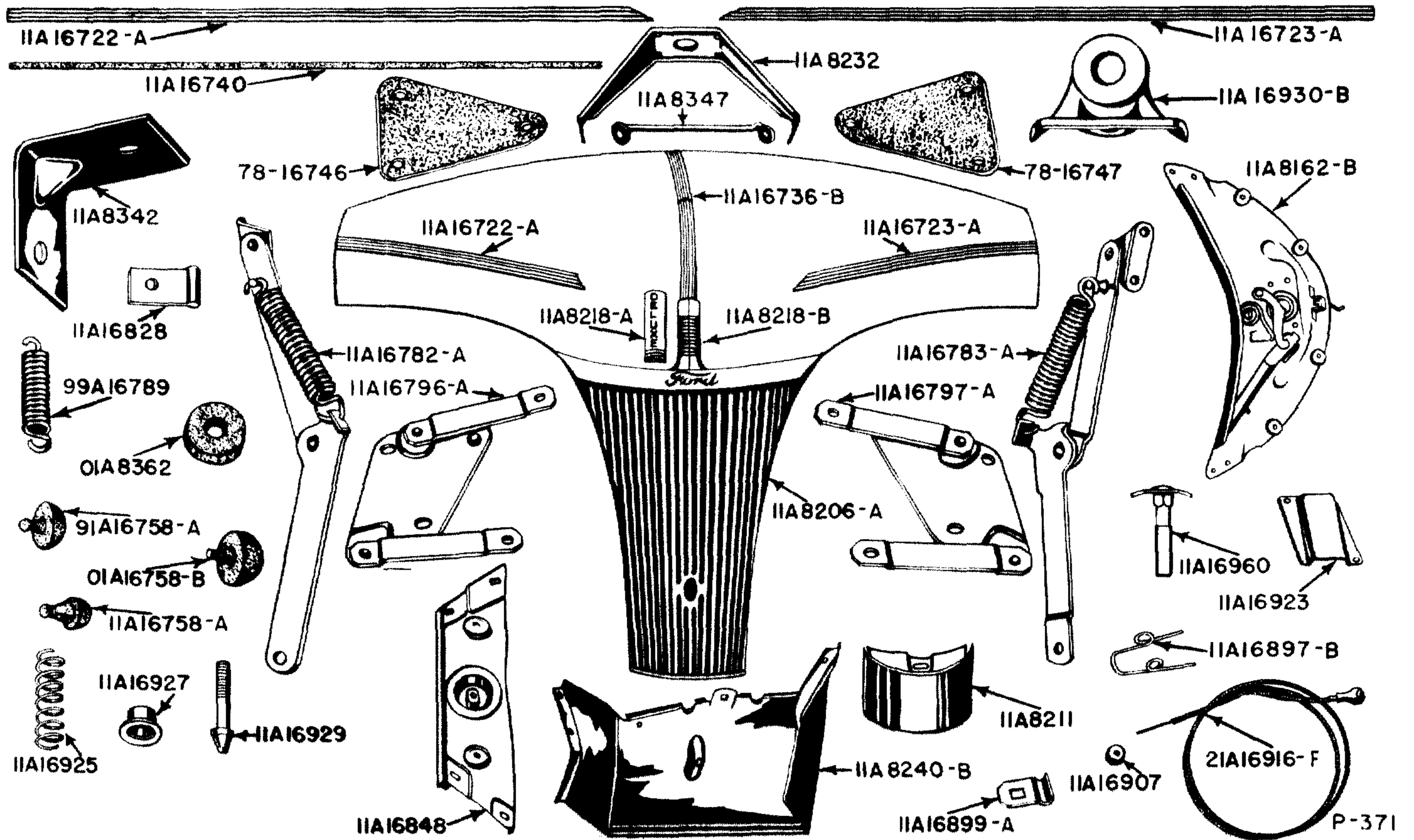
P-372

1940 STANDARD RADIATOR GRILLE, HOOD, ETC.




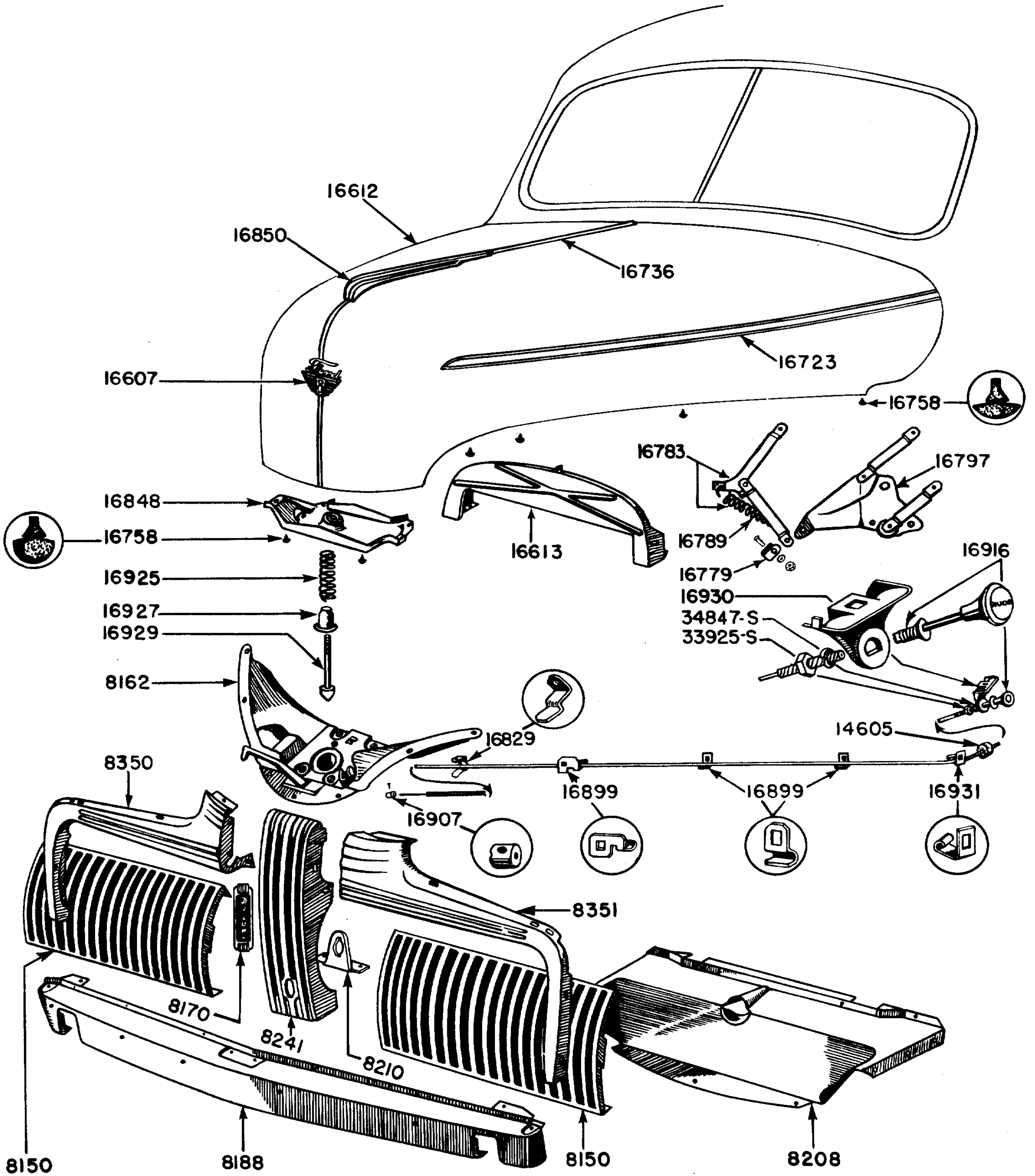
P-372-A

1940 DELUXE RADIATOR GRILLE, HOOD, ETC.



1911 RADIATOR GRILLE, HOOD, ETC.

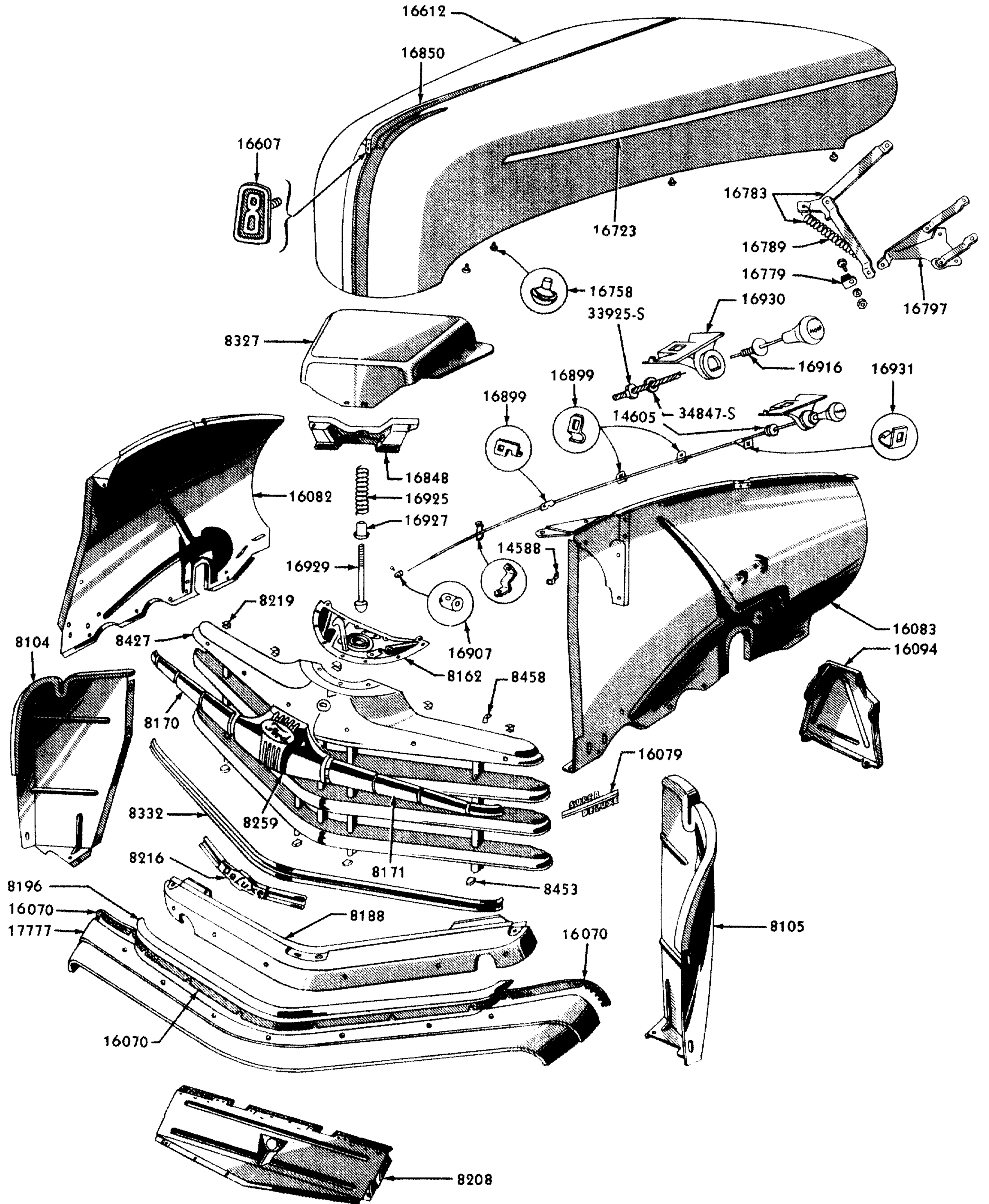




P-370

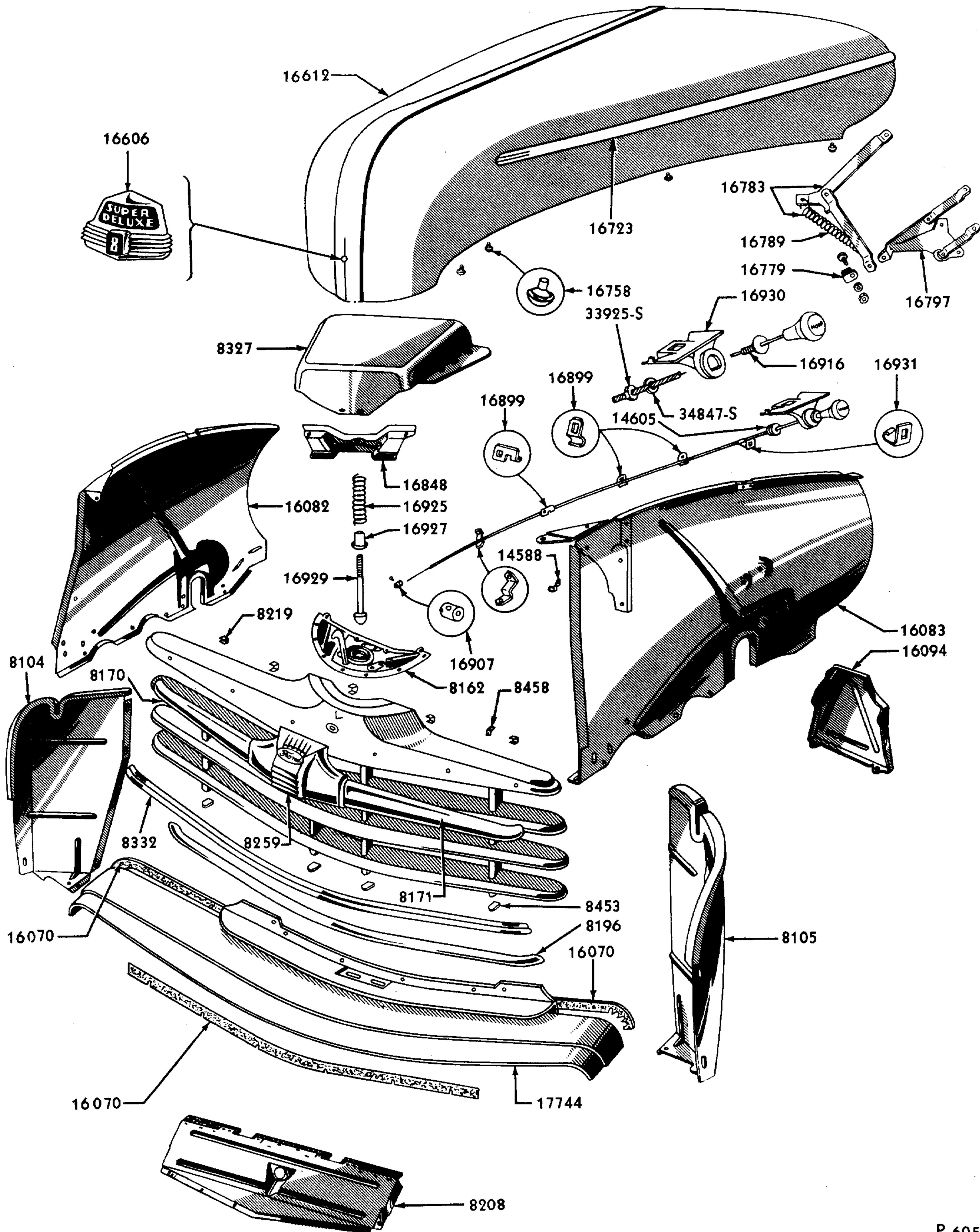
1942 RADIATOR GRILLE, HOOD, ETC.

Basic numbers only shown on illustration. Order by Part Numbers shown in list of parts.



1946-47 RADIATOR GRILLE, HOOD, ETC.

Basic numbers only shown on illustration. Order by Part Numbers shown in list of parts.



1947-48 RADIATOR GRILLE, HOOD, ETC.

Basic numbers only shown on illustration. Order by Part Numbers shown in list of parts.



CHASSIS PARTS CATALOGUE

PART NUMBER	PART NAME	NO. REQ'D	MODEL	YEAR 19__
A 8200-B	Grille assy (radiator)-with hood pads-replaced by A-8204-B	1	Pass,Comm	30-31
AA 8200-D	Grille assy (radiator)-LHD-replaced by AA 2804-B	1	Trucks	30-31
†B 8200-B	Grille assy (radiator)-with hood pad	1	Pass,Comm,Trucks	32
40 8200-A	Grille assy (radiator)-with hood pads-repl. by 40 8202-A	1	Pass	33
46 8200	Grille assy (radiator)-painted-with mldg. & hood pads	2	Comm,Trucks	33-34
48 8200-A	Grille & moulding assy (radiator)-with hood pads-painted-replaced by 48-8202-A	1	Pass	35
50 8200	Grille assy (radiator)	1	Comm,Trucks	35
67 8200-A	Grille assy (radiator)-painted-replaced by 67-8203	1	Closed Cabs, Panels	36
68 8200-B	Shell assy (radiator)-with hood pads and moulding-plated-replaced by 68 8203-A	1	Pass	36
77 8200-A	Grille assy (radiator)-replaced by 77-8203	1	Closed Cabs, Panels	37
78 8200-A	Grille & moulding assy (radiator)-painted-replaced by 78 8202-A	1	Pass	37
91A 8200-A	Grille (radiator)-complete with old style locking mechanism-replaced by 91A 8204-C	1	Pass-DeLuxe	39
91A 8200-B	Grille (radiator)-complete with new style locking mechanism-replaced by 91A 8204-C	1	Pass-DeLuxe	39
91C 8200-A	Grille (radiator)-painted-replaced by 91C-8203	1	Comm,Trucks except COE	38-39
40 8202-A	Grille (radiator)	1	Pass	34
40 8202-B	Grille (radiator)	1	Pass	34
48 8202-A	Grille (radiator)	1	Pass	35
	38194-S2 Bolt (radiator shell to radiator)-No.12-24 x 7/16"	4or5	Pass,Comm	28-35
	34128-S7 Nut-No. 12-24			
	38216-S13 Screw (radiator shell to hood catch bracket)-No.12-24x9/16"	2	Pass	35
	34804-S2 Lockwasher-No. 12			
68 8202-A	Grille (radiator)-replaced by 68 8203-A3	1	Pass	36
78 8202-A	Grille (radiator)	1	Pass	37
	24324-S7 Bolt (radiator splash shield to radiator grille)-1/4"-20 x 5/8"	2	Pass	37
	44719-S8 Washer-1/4"	2	Pass	37
	34128-S7 Nut (radiator splash shield to radiator grille)-No.12-24	8	Pass	37
	34804-S2 Lockwasher-No.12	8	Pass	37
	38216-S13 Screw (radiator shell to radiator to hood side support, No.12-24 x 9/16"	8	Pass	37
	32914-S2 Screw (radiator grille moulding corner cover to anti-squeak to rad. grille)-No.6 x 3/8"	2	Pass-DeLuxe	37
	351629-S28A2B Screw (radiator grille moulding corner cover to anti-squeak to grille)-No.6 x 1/2"	2	Pass-Std (Body Types 700A,C,730A,C,770A,780)	37
01W 8202	Grille (radiator grille assy)-replaced by 21W-8152	1	COE	38-40
11T 8202-A	Grille (radiator grille)	1	Trucks except COE	40
11T 8202-A	Grille (radiator grille)-1st 12000 units-used with 01T-8426, 11T-16774-A, 11T-16892-A	1	Trucks except COE	41
11T 8202-C	Grille (radiator grille)-after 12000 units-used with 11T-16774-B & 11T-16892-B	1	Trucks except COE	41
	91A-16758-A Bumper (radiator shell apron to radiator grille)	1	Trucks except COE	41-42

† No Longer Supplied



CHASSIS PARTS CATALOGUE

PART NUMBER	PART NAME	NO. REQ'D	MODEL	YEAR 19__
67 8203	Grille assy (radiator)	1	Comm & Trucks	36
68 8203-A3	Grille assy (radiator) radiator)-No.12-24 x 9/16"	1	Pass	36
	34128-S7 Nut (radiator grille to radiator)-No.12-24	4or6	(Pass 1928-35)(Comm 1933-36)(Trucks 1935-36)	28-36
	34804-S2 Lockwasher-No. 12			
	39050-S2 Bolt (radiator grille to radiator)-1/4"-20 x 1/2"	2	Pass	36
	33795-S7 Nut-1/4"-20			
	34805-S2 Lockwasher-1/4"			
	20357-S2 Bolt (radiator grille to fender to radiator shell apron)- 5/16"-24 x 13/16"	2or8	Pass, Trucks	36
	33798-S2 Nut-5/16"-24			
	44722-S8 Lockwasher-5/16"			
	34846-S2 Lockwasher-5/16"			
	39050-S2 Screw (radiator shell bottom to radiator cross member shield) -1/4"-20 x 1/2"	2	Pass	36
	44719-S8 Washer-1/4"			
77 8203	Grille assy (radiator)	1	Comm, Trucks-90 HP	37
	24324-S7 Bolt (radiator shell to radia- tor to radiator cross member shield)-1/4"-20 x 5/8"	4	Comm, Trucks	36-37
	44719-S8 Washer-1/4"			
	350353-S7 Screw (radiator shell to rad. core link to rad. shoulder)- 1/4"-28 x 1/2"	2	Comm, Trucks	37
	33796-S7 Nut-1/4"-28	2	Comm, Trucks	37
	34805-S2 Lockwasher-1/4"	2	Comm, Trucks	37
91C 8203	Grille assy (radiator)	1	Comm, Trucks except COE	38-39
	350296-S7 Bolt (radiator grille support to radiator side wall)- 1/4"-20 x 27/64"	2	Comm, Trucks	39
	350296-S7 Bolt (radiator grille support to radiator grille)-1/4"-20 x 27/64"	2	Comm, Trucks	39
	24387-S7 Bolt (radiator grille apron to radiator grille to fender to radiator grille apron)- 5/16"-24 x 1"	4	Comm	38
	38216-S13 Screw (radiator grille to	4or5	(Pass, Trucks 1935)(Comm 1935-36)	35-36
A 8204-B	Grille assy (radiator)	1	Pass, Comm	30-31
†AA 8204-B	Grille assy (radiator)-unpainted	1	Trucks	30-31
81A 8204-A	Grille (radiator)-RH	1	Pass-Std	38
81A 8204-B	Grille (radiator)-RH	1	Pass-DeLuxe	38
91A 8204-A	Grille (radiator)-RH	1	Pass-Std	39
91A 8204-C	Grille (radiator)	1	Pass-DeLuxe	39
21C 8204	Grille (radiator)-less mouldings	1	Comm, Trucks except COE	42-47
81A 8205-A	Grille (radiator)-IH	1	Pass-Std	38
81A 8205-B	Grille (radiator)-IH	1	Pass-DeLuxe	38
91A 8205-A	Grille (radiator)-IH	1	Pass-Std	39
	350105-S2 Bolt (radiator grille bracket to radiator)-No.10-32 x 5/16"	4	Pass-60 HP	39
	350251-S7 Bolt (radiator grille moulding to hood side)-No.12-24x7/16"	2or4	Pass-DeLuxe-90 HP	39
01A 8206-A	Grille (radiator)-RH-has cast reinforcement	1	(Pass-Std 1940)(Comm 1940-41 except Sedan Delivery 1941)	40-41
01A 8206-D	Grille (radiator)-RH	1	Pass-DeLuxe	40
11A 8206-A	Grille (radiator)	1	Pass & Sedan Delivery (6 & 8 cyl)	41

† No Longer Supplied



CHASSIS PARTS CATALOGUE

PART NUMBER	PART NAME	NO. REQ'D	MODEL	YEAR 19__
01A 8207-A	Grille (radiator)-LH-has cast reinforcement	1	(Pass-Std 1940)(Comm 1940-41 except Sedan Delivery 1941)	40-41
01A 8207-D	Grille (radiator)-IH	1	Pass-DeLuxe	40
21A 8208	Shield (radiator grille to apron support)	1	Pass-DeLuxe & Super DeLuxe-90 HP	42
51A 8208-B	Shield (radiator grille to radiator)	1	Pass (8 cyl)	46-48
5GA 8208	Shield (radiator grille to radiator)	1	Pass (6 cyl)	46-48
	39050-S8 Screw (radiator grille panel to radiator grille to radiator grille shield)-1/4"-20 x 1/2"	4	Pass	46-48
	34390-S7 Locknut-1/4"-20			
78 8209	Shield (radiator shell)	1	Pass	37
	27081-S7 Bolt (radiator shell shield to radiator shell)-upper-No.10-32 x 1/2"	1	Pass	37
	34079-S7 Nut-No.10-32			
	34803-S7 Lockwasher-No.10			
81A 8209-A	Shield assy (radiator shell)	1	Pass-Std-60 & 90 HP	38
01A 8209	Shield (radiator shell)	1	Pass-DeLuxe-90 HP	40
+51AS 8209	Shield (radiator grille to radiator)-used with 21AS-8005-C-for extra cooling	1	Pass	42-48
81W 8210	Guide (body front tie bar crank)	1	COE	38-41
21A 8210	Support (radiator grille center panel crank)	1	Pass	42
01A 8211-B	Panel (radiator grille lower)	1	Pass-DeLuxe-90 HP	40
11A 8211	Panel (radiator grille lower)	1	Pass	41
	48-16070-S Anti-squeak (radiator grille to lower panel)	As Req'd	Pass	41
+48 8212	Plate (radiator name)-snap type	1	(Pass, Trucks 1935-36)(Comm 1936)	35-36
+48 8212	Plate (radiator name)	1	Pass-Std-90 HP	38
+40 8213-B	Plate (radiator name)	1	Pass	34
	34052-S7 Nut (radiator name plate to radiator shell)-No.8-32	1	(Pass 1932-34)(Comm 1932-35)(Trucks 1935)	32-35
	44710-S8 Washer-No.8			
+40 8213-B	Plate (radiator name)	1	Pass-DeLuxe-90 HP	38
74 8213-A	Ornament (radiator shell)	1	Pass-60 HP	37
78 8213-A	Ornament (radiator shell)	1	Pass-90 HP	37
81C 8213	Ornament (radiator shell)	1	Comm, Trucks except COE	38
+B 8214	Shim (radiator name plate)	1	(Pass 1932-34)(Comm, Trucks 1932-35)	32-35
11C 8214	Brace (radiator grille cross bar & hood catch striker)	1	Comm after 8000 Units	41
B 8215-A	Ornament (radiator)	1	Pass, Comm	32
	37611-S7 Screw (radiator ornament to radiator shell)-No.8-32 x 1/4"	3	Pass, Comm	32
	34822-S7 Lockwasher (radiator ornament to radiator shell)-No.8	1	Pass, Comm	32
48 8215	Ornament (radiator)	1	Pass	35
	31037-S7 Screw (radiator ornament to radiator shell)-No.8-32 x 5/16"	1	Pass, Comm, Trucks	33-35
	25247-S7 Screw (radiator ornament to rad. shell)-No.10-32 x 5/8"	1	Pass	35
	+27729-S13 Bolt (radiator ornament to radiator shell)-No.4-40 x 5/8"	2	Comm, Trucks	35
	34050-S7 Nut-No.4-40	2	Comm, Trucks	35
	34052-S7 Nut-No.8-32	1	Comm, Trucks	35
	34800-S7 Lockwasher-No.4	2	Comm, Trucks	35
	34822-S7 Lockwasher-No.8	1	Pass, Comm, Trucks	33-35
	34953-S2 Lockwasher-No.12	1	Pass	35-36
	44707-S8 Washer-No.6	1	Pass, Comm, Trucks	33-34
	44710-S8 Washer-No.8	1	Comm, Trucks	35

+ No Longer Supplied



CHASSIS PARTS CATALOGUE

PART NUMBER	PART NAME	NO. REQ'D	MODEL	YEAR
				19__
67 8215	Ornament (radiator)	1	Comm, Trucks	36
68 8215	Ornament (radiator)-chrome	1	Pass	36
	24649-S13 Screw (radiator ornament and shell to radiator)-1/4"-20 x 5/8"	1	Comm, Trucks	36
	25279-S2 Screw (radiator ornament to radiator)-No.10-32 x 7/8"	1	Comm, Trucks	36
	24648-S2 Bolt (radiator ornament to radiator)-No.12-24 x 5/8"	2	Pass	36
	34954-S7 Lockwasher-No. 14	1	Comm, Trucks	36
	44710-S8 Washer-No. 8	1	Comm, Trucks	36
	34141-S7 Nut (radiator ornament to shell)-No. 10-32	1	Comm, Trucks	36
	34952-S7 Lockwasher-No. 10	1	Comm, Trucks	36
	39050-S8 Screw (radiator ornament to radiator shell)-1/4"-20x1/2"	2	Pass	36
	34805-S8 Lockwasher (radiator ornament to radiator shell)-1/4"	2	Pass	36
	33795-S7 Nut (radiator ornament to radiator shell)-1/4"-20	2	Pass	36
73 8215	Ornament (radiator)	1	Comm, Trucks-60 HP	37
+77 8215	Ornament (radiator)	1	Comm, Trucks-90 HP	37
78 8215	Ornament (radiator)	1	Pass	37
	27081-S7 Screw (radiator ornament to radiator shell)-No. 10-32 x 1/2"	2	Comm, Trucks	37
	34052-S7 Nut (radiator shell ornament to radiator shell)-No.8-32	2	Pass	37
	44713-S8 Washer-No. 10	2	Comm, Trucks	37
81A 8215-A	Ornament (radiator)	1	Pass-Std	38
81A 8215-B	Ornament (radiator)	1	Pass-DeLuxe-90 HP	38
91A 8215-A	Handle (hood top)-chrome	1	Pass-Std	39
	25247-S7 Screw (hood top ornament to hood top)-No. 10-32 x 5/8"	1	Pass-Std	39
91A 8215-B	Handle (hood catch)	1	Pass-DeLuxe-90 HP	39
91C 8215	Ornament (radiator)	1	Comm, Trucks except COE	39
01A 8215-A	Handle (hood catch)-plated	1	Pass-Std	40
01A 8215-C	Handle (hood catch)	1	Pass-DeLuxe-90 HP	40
01C 8215-A	Handle (hood catch)-plated	1	Comm	40
01T 8215-A	Handle (hood locking)	1	Trucks except COE	40
	+352097-S7 Rivet (hood catch handle to hood top ornament)- 5/16" x x 25/32"	1	Pass, Comm, Trucks	40
11C 8215-A	Handle (hood catch)	1	Sedan Delivery	41
11C 8215-B	Handle (hood catch)	1	Comm except Sedan Delivery	41
11T 8215-A	Handle (hood locking)	1	Trucks except COE	41
81W 8216	Ornament (radiator shell)	1	COE	38-39
01A 8216	Moulding (hood lower front)	2	(Pass-1940 except DeLuxe)(Comm 1940)	40
+51A 8216	Plate and moulding assy (radiator grille name)	1	Pass-DeLuxe	46-48
+40 8217-B	Ornament (radiator grille)	1	Pass	34
50 8217	Ornament (radiator grille)	1	(Pass 1933-34)(Comm 1933-35)(Trucks 1935)	33-35
	26457-S7 Screw (radiator ornament to radiator shell)-No. 8-32 x x 1/4"	2	Pass, Comm	33-35
	34052-S7 Nut-No. 8-32			
	34822-S7 Lockwasher-No. 8			
78 8218	Plate (radiator ornament base)	1	Pass	37
81A 8218-A	Plate (radiator ornament base)	1	Pass-Std	38
81A 8218-B	Plate (radiator ornament base)-chrome	1	Pass-DeLuxe	38
+81A 8218-C	Plate (radiator ornament base)-painted	1	Pass-DeLuxe	38

+ No Longer Supplied



CHASSIS PARTS CATALOGUE

PART NUMBER	PART NAME	NO. REQ'D	MODEL	YEAR 19__
†81C 8218	Base (radiator ornament)	1	Comm, Trucks except COE	38
91A 8218-A	Plate (hood top handle base)	1	Pass-Std	39
91A 8218-B	Ornament (hood top)-center upper-chrome	1	Pass-DeLuxe-90 HP	39
91C 8218	Base (radiator ornament)	1	Comm, Trucks except COE	39
	27081-S7 Screw (hood ornament base plate to hood)	2	Pass-Std, Comm	39
01A 8218-B	Ornament (hood)-center upper	1	Pass-DeLuxe-90 HP	40
01A 8218-C	Ornament (hood)-front center-chrome	1	(Pass except DeLuxe 1940)(Sedan Delivery 1941)	40-41
01C 8218-B	Ornament (hood)-front center	1	Comm	40
01T 8218-B	Ornament (hood)-center upper-chrome	1	Trucks except COE	40
11A 8218-A	Ornament (hood)-front center	1	Pass-DeLuxe	41
11A 8218-B	Ornament (hood)-front center	1	Pass-Super DeLuxe & Special	41
11C 8218-B	Ornament (hood)-front center	1	Comm except Sedan Delivery	41
11C 8218-C	Ornament (hood)-front center-painted	1	Comm except Sedan Delivery	41
†40 8219	Retainer (radiator grille ornament)-turned ends	1	(Pass 1933-34)(Comm, Truck 1935)	33-35
†50 8219	Retainer (radiator grille ornament)-flat ends	1	(Pass, Comm 1933-34)(Trucks 1935-36)	33-35
91A 8219	Retainer (radiator ornament)	1, 2 or 3	(Comm 1940-41)(Pass 1939-41 except 91A Std)(Trucks except COE 1940-41)	39-41
91A 8219	Retainer (hood ornament to hood)	1	Pass, Comm	41
91A 8219	Retainer (hood ornament base plate to hood)	4	Pass-DeLuxe (Refer to 16606)	39
†99A 8219	Retainer (hood ornament base plate to hood)	1	(Pass 1937-39, except DeLuxe 1939)(Comm, Trucks 1937)	37-39
†99A 8219	Retainer (hood top ornament to hood)-depth .31"	2	Comm except Sedan Delivery	41
†99A 8219	Retainer (hood front moulding to hood)-depth .31"	4	Comm except Sedan Delivery	41
†99A 8219	Retainer (hood front ornament to hood)-depth .31"	2	Sedan Delivery	41
†99A 8219	Retainer (hood top radiator & grille side ornament plate)-depth .31"	2	Trucks except COE	39-41
†99A 8219	Retainer (radiator grille panel ornament)-depth .31"	1 or 3	COE	42-47
†99A 8219	Retainer (hood ornament to hood top)-depth .31"	3 or 1	Pass, Comm, Trucks except COE	42
21A 8219	Bracket (radiator grille name plate attaching)	2	Pass-DeLuxe	42
21C 8219	Retainer (hood top radiator ornament plate)-depth .19"	2	Comm, Trucks except COE	42-47
51A 8219	Retainer (hood top radiator ornament plate)-depth .44"	6	Pass	46-48
	355235-S2 Screw and washer (hood top center ornament to hood)-1/4" -20 x 5/8"	3	Comm, Trucks except COE	44-46
A 8220-C	Retainer (hood hinge rod)	1	(Pass & Comm 1928-31)(Trucks 1928-29)	28-31
40 8220-A	Bracket assy (hood hinge)-front	1 or 2	Pass, Comm, Trucks	32-34
40 8220-A	Bracket assy (hood hinge)-rear-all metal type	2	(Pass 1935-36)(Comm 1935)	35-36
	24648-S2 Screw (hood hinge bracket to radiator shell)-No. 12-24 x 5/8"	2	Pass	35
	24632-S2 Screw (hood hinge bracket to radiator shell)-No. 12-24 x 1/2"	2	Pass	35
	34953-S2 Lockwasher-No. 12	1	Pass	35
	38216-S13 Screw (hood hinge bracket to shell)-No. 12-24 x 9/16"	2	Comm, Trucks	35
	34804-S8 Lockwasher-No. 12	2	Comm, Trucks	35
11C 8220-B	Ornament & locking handle (hood top)-chrome-repl. by 11C 8215-B & 11C 8218-B	1	Comm except Sedan Delivery	41-42
11C 8220-D	Ornament & locking handle (hood top)-zinc plate-replaced by 11C 8215-B & 11C 8218-B	1	Comm except Sedan Delivery	41-42
11T 8220-A	Ornament & locking plate (hood top)-cream	1	Trucks except COE	41
11T 8220-B	Ornament & locking handle (hood top)-Tacoma Cream-replaced by 11T-8220-A	1	Trucks except COE	41

† No Longer Supplied



CHASSIS PARTS CATALOGUE

PART NUMBER	PART NAME	NO. REQ'D	MODEL	YEAR
				19__
†51A 8220-A	Anti-squeak (radiator grille to radiator shield)	1	Pass (8 cyl)	46-48
†40 8221	Plate (radiator grille ornament)	1	Pass	34
†78 8221	Retainer (radiator grille ornament)	2	Pass	37
21C 8221	Bracket assy (radiator top air deflector hood locking)	1	Comm, Trucks except COE	42-47
†51A 8221	Reinforcement (radiator grille to radiator shield anti-squeak)	1	Pass (8 cyl)	46-48
†68 8222-A	Lace (radiator grille hood)	2	Pass	36
	62851-S3 Rivet (pad to shell)	22	Pass, Comm, Trucks	33-36
	63326-S3 Rivet (pad to clip)-9/64" x 3/8"	8	Comm, Trucks	35
†78 8222	Bumper (radiator shell to hood top)	2	(Pass 1937-38)(Sedan Delivery 1937) (Trucks, except COE 1938)	37-38
†81C 8222-A	Lace (hood)-on radiator shell	1	Comm, Trucks except COE	38-39
81A 8225-B	Shield (radiator shell)-center	1	(Pass-DeLuxe 1938 & Pass-Std 1939)	38-39
68 8226	Bracket assy (hood hinge)-on radiator shell	1	Pass	36
	24648-S2 Screw (hood hinge bracket to radiator ornament)-No. 12 -24 x 5/8"	2	Pass	36
	50-16726 Bracket (hood hinge)-on radiator shell	1	(Comm 1936-37)(Trucks 1936)	36-37
	38194-S2 Bolt (hood hinge bracket to radiator shell)-No. 12-24 x 7/16"	2	Comm, Trucks	36-37
†78 8227	Pad (radiator ornament plate to hood top)	1	Pass	37
†81A 8227-A	Pad (radiator ornament base plate)	1	Pass-Std	38
†81A 8227-B	Pad (radiator ornament base plate)	1	Pass-DeLuxe	38
†46 8230	Pad (hood)-on radiator shell	2	Comm, Truck except Sedan Delivery, Station Wagon	33-34
†77 8230	Pad assy (hood)-on shell	2	Comm, Trucks	35-37
	63326-S3 Rivet (pad on radiator shell)	4	Comm, Trucks	35-37
	62851-S3 Rivet (pad on radiator shell)	18	Pass	35
78 8232-A	Bar (radiator shell tie)-offset	1	Pass	37
78 8232-B	Bar (radiator shell tie)-straight	1	Pass	37
	33797-S7 Nut (radiator shell tie rod to radiator shell, apron and fender)-5/16"-18	2	Pass	37
	34846-S2 Lockwasher-5/16"	2	Pass	37
81A 8232-A	Bar (shell tie)-radiator	1	Pass-Standard	38
†81C 8232	Bar (radiator shell tie)	1	Comm, Trucks except COE	38-39
†91A 8232-A	Bar (radiator shell tie)	1	Pass-DeLuxe-90 HP	39
11A 8232	Brace (radiator grille cross bar)	1	Pass	41
†40 8234	Moulding assy (radiator shell)	1	Pass	34
46 8234	Moulding assy (radiator shell)	1	Comm, Trucks	34
48 8234	Moulding assy (radiator shell)-outer	1	Pass	35
50 8234	Moulding assy (radiator shell)	1	Comm, Trucks	35-36
21C 8236-A	Plate (radiator top air deflector hood locking bracket tapping)	1	Comm, Trucks except COE	42-47
†40 8240	Apron assy (radiator shell)	1	Pass	33-34
48 8240	Apron assy (radiator shell)	1	Pass	35
50 8240	Apron assy (radiator shell)	1	Comm, Trucks	35
	38216-S2 Screw (radiator shell apron to shell)-No. 12-24 x 9/16"	2	Pass	35
	34804-S8 Lockwasher-No. 12			
51 8240	Apron assy (radiator shell)-Use with 51-8005-D	1	Trucks	36
67 8240	Apron assy (radiator shell)	1	Comm, Trucks	36

† No Longer Supplied



CHASSIS PARTS CATALOGUE

PART NUMBER	PART NAME	NO. REQ'D	MODEL	YEAR
				19__
68 8240	Apron assy (radiator shell)	1	Pass	36
	63326-S3 Rivet (radiator shell apron to radiator shell)-9/64" x 1/4"	2	Pass	36
	39050-S8 Screw (radiator shell to radiator to cross member shield)-1/4"-20 x 1/2"	2	Pass	36
	44719-S8 Washer 1/4"			
77 8240	Apron assy (radiator shell)	1	Comm, Trucks	37
78 8240	Apron assy (radiator shell)	1	Pass	37
	38216-S2 Screw (radiator shell apron to radiator shell)	2	Pass	37
	34128-S7 Nut (radiator grille apron to radiator grille)	2	Pass	37
	34804-S8 Washer-No. 12	2	Pass	37
81A 8240-A	Apron (radiator shell)	1	Pass-Std	38
81A 8240-B	Apron (radiator)	1	(Pass-DeLuxe 1938 & Pass-Std 1939)	38-39
	351779-S7 Screw (radiator grille apron to radiator grille)-No. 14 x 5/8"	4	Pass-DeLuxe-90 HP	38
81C 8240	Apron (radiator shell)	1	Comm, Trucks except COE	38-39
	24387-S7 Bolt (radiator grille apron to grille to fender to grille apron)-5/16"-24 x 1"	4	Trucks except COE	38-40
	20357-S2 Bolt (rad. shell to core defl. to shell apron)-5/16"-24 x 13/16"	2	Trucks except COE	38-40
	33798-S8 Nut-5/16"-24			
	34846-S2 Washer-5/16"			
91A 8240-A	Apron (radiator shell)	1	Pass-Std	39
91A 8240-B	Shield (radiator shell to cross member)	1	Pass except 1939 Std-90 HP (8 cyl)	39-40
91A 8240-B	Shield (radiator shell to cross member)	1	Comm(4 & 8 cyl) except 60 HP	40-41
022A 8240	Apron (radiator shell)	1	Pass, Comm-60 HP	40
11A 8240-B	Shield (radiator grille to cross member)	1	Pass (8 cyl)	41
1GA 8240	Shield (radiator grille to cross member)	1	Pass (6 cyl)	41
1GC 8240	Shield (radiator grille to cross member)	1	Comm (6 cyl)	41
21C 8240	Shield (radiator grille to cross member)	1	Comm, Trucks except COE (4 & 8 cyl)	42-47
2GA 8240	Shield (radiator grille to radiator)	1	Pass (6 cyl)	42
2GC 8240	Shield (radiator grille to radiator)	1	Comm, Trucks (6 cyl)	42-47
	24324-S7 Bolt (radiator shield to frame)-1/4"-20 x 5/8"	2	Comm, Trucks except COE	41-47
21A 8241-A	Panel (radiator grille center)-chrome	1	Pass	42
78 8242	Shield & bracket assy (radiator shell)-RH	1	Pass	37
01A 8242-A	Grille (radiator center)-chrome	1	(Pass-Std 1940)(Comm 1940-41) except Sedan Delivery	40-41
11T 8242-A	Grille (radiator center)-chrome	1	Trucks except COE	41
78 8243	Shield & bracket assy (radiator shell)-LH	1	Pass	37
+01A 8243	Retainer (radiator grille panel screw)	1	Pass-DeLuxe	40
A 8250-B	Connection (cylinder head water outlet)	1	Pass, Comm, Trucks	28-31
	352727-S Stud (cylinder head water outlet)-7/16"-14 & 7/16"-20 x 5 23/32"	2	Pass, Comm, Trucks	28-31
	351025-S7 Nut (cylinder head water outlet)-7/16"-20	2	Pass, Comm, Trucks	28-31
52 8250	Connection (cylinder water outlet)-for service to engines having separate cylinder water outlet connections	1	Pass-60 HP	37
1GA 8250-B	Connection (water outlet)	1	Pass, Comm, Trucks (6 cyl)	41

† No Longer Supplied



CHASSIS PARTS CATALOGUE

PART NUMBER	PART NAME	NO. REQ'D	MODEL	YEAR
				19__
2GA 8250	Connection (water outlet)	1	Pass,Comm,Trucks (6 cyl "G" Series)	41-47
	88386-S Stud (water outlet connection to cylinder head)-5/16"-24 & 5/16"-18 x 1 7/16"	3	Pass (6 cyl "G" Series)	41-47
		3	Comm,Trucks (6 cyl "G" Series)	41-47
	33798-S8 Nut-5/16"-24			
	34846-S2 Lockwasher-5/16"			
21C 8253	Spring (radiator grille to frame)-tension-LHD	2	Comm,Trucks except COE	44-47
A 8255-A	Gasket (cylinder head outlet connection)	1	Pass,Comm,Trucks	28-31
1GA 8255-B	Gasket (water outlet connection)	1	Pass,Comm,Trucks (6 cyl "G" series)	41-47
7HA 8255	Gasket (cylinder head water connection)	1	Pass (6 cyl "H" Series) Trucks (6 cyl "H" Series)	47-48 47
01A 8257	Reinforcement (radiator grille)	1	(Pass-Std 1940)(Comm 1940-41)	40-41
11C 8257	Reinforcement (radiator grille)	1	Comm After 8000 Units	41
† 21C 8258	Spacer (radiator grille to frame brace)-LHD	2	Comm,Trucks except COE	44-47
† 81A 8259-A	Insert (ornament base plate)	1	Pass-Std-90 HP	38
82A 8259-A	Insert (ornament base plate)	1	Pass-60 HP	38
† 91A 8259	Insert (radiator moulding)	1	Pass-Std -90 HP	39
† 922A 8259	Insert (radiator moulding)	1	60 HP	39
01T 8259-B	Tag (motor type)-on radiator center ornament	1	Trucks-90 HP	40
09T 8259-B	Tag (motor type)-on radiator center ornament	1	Trucks-100 HP	40
6A 8259	Ornament (radiator grille panel)-upper center- horizontal bars	1	Pass	46-48
	42810-S7 Screw & washer (radiator grille panel upper center ornament) -No. 12-24 x 1/2"	1	Pass	46-48
A 8260-B	Hose (radiator inlet)-2" I.D. x 8 1/2" long - replaced by 51A 8333-C	1	Pass,Comm	28-31
B 8260-A	Hose (radiator inlet)-2" I.D. x 11 1/4" long	1	(Pass,Comm-1932-34)(Trucks 1928-34) (4 cyl)	28-34
BB 8260-B	Hose (radiator)-1 3/4" I.D. x 12" long	2or4	(Pass 1932-36)(Comm,Trucks 1932-37)- 90 HP	32-37
BB 8260-B	Hose (radiator inlet)-1 3/4" I.D. x 12" long	2	Comm-90 & 100 HP	39
BB 8260-B	Hose (radiator outlet)-1 3/4" I.D. x 12" long	2	Comm,Trucks-90 & 100 HP	38-39
BB 8260-B	Hose (water pump inlet)-1 3/4" I.D. x 12" long	2	COE	40-47
BB 8260-B	Hose (radiator)-1 3/4" I.D. x 12" long-used with thermostats in hose-cut to length	2	Trucks except COE-90 & 100 HP (8 cyl)	41-42
BB 8260-B	Hose (radiator outlet)-1 3/4" I.D. x 12" long	2	COE	42
46 8260-B	Hose (radiator inlet)-2" I.D. x 2 1/2" long- replaced by 51A-8333-C	2	Pass,Comm,Trucks (4 cyl)	28-34
46 8260-B	Hose (radiator inlet)-2" I.D. x 2 1/2" long- replaced by 51A-8333-C	2	(Comm 1937)(Trucks 1935-37)(90 HP)	35-37
70 8260	Hose (radiator outlet)-1 3/4" I.D. x 8" long - replaced by 21C 8260	2	Comm,Trucks except COE (8 cyl)	42-47
73 8260-A	Hose (cylinder water outlet)-moulded	2	Comm-60 HP	37-39
74 8260-A	Hose (cylinder head outlet)-moulded	2	Pass-60 HP	37
74 8260-B	Hose (cylinder head outlet)-moulded	2	Pass-60 HP	37-39
75 8260-A	Hose (cylinder head outlet)-moulded	2	Trucks-60 HP	37-39
78 8260-A	Hose (cylinder head outlet)-use with 1 3/4" outlet connection-moulded	2	Pass except DeLuxe-90 HP	37-39
78 8260-B	Hose (cylinder head outlet)-use with 1.88" outlet connection-moulded	2	Pass except 1939 DeLuxe-90 HP	37-39
91A 8260-A	Hose (radiator upper)-moulded	2	(Pass 1939-41 except 1939 Std)(Comm 1940-41)-90 & 100 HP (8 cyl)	39-41
91C 8260	Hose (cylinder head outlet)-1 3/4" I.D. x 2.2" long	2	Comm	38-39
91C 8260	Hose (cylinder head outlet)-1 3/4" I.D. x 2.2" long	2	(Comm 1942-47)(Trucks 1939-47)-90 & 100 HP (8 cyl)	39-47
91C 8260	Hose (radiator outlet)-1 3/4" I.D. x 2.2" long	4	Comm,Trucks 90 & 100 HP (8 cyl)	42
91C 8260	Hose (radiator inlet)-1 3/4" I.D. x 2.2" long	4	(Pass,Comm 1932-36)(Trucks 1932-34) (8 cyl)	32-36

† No Longer Supplied



CHASSIS PARTS CATALOGUE

PART NUMBER	PART NAME	NO. REQ'D	MODEL	YEAR 19__
91C 8260	Hose (radiator outlet)-1 3/4" I.D. x 2.2" long	4	Comm,Trucks-90 & 100 HP	38-39
91C 8260	Hose (radiator outlet)-1 3/4" I.D. x 2.2" long	4	Comm,Trucks,COE (8 cyl)	42
91C 8260	Hose (radiator)-1 3/4" I.D. x 2.2" long	2	Comm,Trucks-90 & 100 HP	38-39
91C 8260	Hose (water pump inlet)-1 3/4" I.D. x 2.2" long	4	COE	40-41
91C 8260	Hose (radiator inlet)-1 3/4" I.D. x 2.2" long	2	Comm,Trucks except COE-90 & 100 HP	42
022A 8260-A	Hose (radiator outlet)-moulded	2	Pass,Comm-60 HP	40
21A 8260-A	Hose (radiator inlet)-moulded	2	Pass (8 cyl)	42-48
21C 8260	Hose (radiator outlet)-1 3/4" I.D. x 7 1/2" long	2	Comm,Trucks (8 cyl)	42-47
2GA 8260	Hose (radiator inlet)-1 1/2" I.D. x 9 3/4"	1	(Pass 1941-42)(Comm 1941-42)(6 cyl)	41-42
2GC 8260-A	Hose (radiator outlet)-moulded	1	Comm,Trucks (6 cyl)	42-47
2NC 8260	Hose (radiator)-1 1/2" I.D. x 8 1/2" long	1	Comm,122" Truck (4 cyl)	41-42
B 8261-A	Clamp assy (radiator inlet hose)-2 3/8" dia.	2	(Pass 1928-32)(Comm 1928-34)	28-34
1GA 8261	Nut (water by-pass valve packing)	1	Pass,Comm,Trucks (6 cyl "G" Series)	41-47
†48 8263	Moulding (radiator shell cross)-upper	1	Pass	35
1GA 8263-A	Nut (water by-pass valve)-use with hot water heater	1	Pass,Comm,Trucks (6 cyl "G" Series)	41-47
1GA 8263-B	Plug (water by-pass valve hole)	1	Pass (6 cyl "G" Series)	41-47
48 8264	Moulding (radiator shell cross)-upper center	1	Pass	35
78 8264	Moulding (radiator shell top)	2	Pass-Std,Sedan Delivery	37
81A 8264-A	Moulding (grille side)-RH	1	Pass-Std	38
†81A 8264-B	Moulding (grille side)-RH	1	Pass-DeLuxe	38
91A 8264	Ornament (hood top side)-lower-RH	1	Pass-DeLuxe	39
†01T 8264-B	Ornament (radiator grille side)-RH	1	Trucks except COE	40
†11C 8264-A	Ornament (hood lower front)-RH	1	Sedan Delivery	41
†11C 8264-C	Ornament (grille side)-RH-Tacoma Cream	1	Comm except Sedan Delivery	41
11T 8264-A	Ornament (radiator grille side)-RH-chrome	1	Trucks except COE	41
11T 8264-B	Ornament (grille side)-RH-Tacoma Cream	1	Trucks except COE	41
48 8265	Moulding (radiator shell cross)-center	1	Pass	35
81A 8265-A	Moulding (grille side)-LH	1	Pass-Std	38
81A 8265-B	Moulding (grille side)-LH	1	Pass-DeLuxe	38
91A 8265	Ornament (hood top side)-lower-LH	1	Pass-DeLuxe	39
†01T 8265-B	Ornament (radiator grille side)-LH	1	Trucks except COE	40
†11C 8265-A	Ornament (hood lower front)-LH	1	Sedan Delivery	41
†11C 8265-C	Ornament (grille side)-LH-Tacoma Cream	1	Comm except Sedan Delivery	41
11T 8265-A	Ornament (radiator grille side)-LH-chrome	1	Trucks except COE	41
11T 8265-B	Ornament (grille side)-LH-Tacoma Cream	1	Trucks except COE	41
48 8266	Moulding (radiator shell cross)-lower center	1	Pass	35
91A 8266-B	Ornament (hood top side)-upper-RH	1	Pass-DeLuxe	39
48 8267	Moulding (radiator shell cross)-lower	1	Pass	35
	353158-S21 Retainer (radiator shell moulding)	34	Pass	35
91A 8267-B	Ornament (hood top side)-upper-LH	1	Pass-DeLuxe	39
†78 8268	Cover (radiator shell moulding corner)-RH	1	Pass-Std,Sedan Delivery	37
†78 8269	Cover (radiator shell moulding corner)-LH	1	Pass-Std,Sedan Delivery	37
21C 8272	Brace (grille to frame)	2	Comm,Trucks except COE	42-44
21C 8272	Brace (grille to frame)-RH	1	Trucks except 122" & COE	45-47
51C 8272	Brace (grille to frame)-RH	1	Comm,122" Trucks	45-47
21C 8273	Brace (grille to frame)-LH	1	Trucks except 122" & COE	45-47
51C 8273	Brace (grille to frame)-LH	1	Comm,122" Trucks	45-47
	24387-S7 Bolt (brace to fender & grille) -5/16"-24 x 1"	2	Comm,Trucks except COE	42-47
	33798-S8 Nut-5/16"-24	2	Comm,Trucks except COE	42-47
	34846-S8 Lockwasher-5/16"	2	Comm,Trucks except COE	42-47
	44722-S8 Washer-5/16"	2	Comm,Trucks except COE	42-47
	24554-S7 Bolt (brace to bumper arm & frame)-1/2"-20 x 2 3/4"	2	Comm,Trucks except COE	44-47
	33846-S2 Nut-1/2"-20			
	34809-S2 Lockwasher-1/2"			
	34709-S2 Washer-1/2"			

† No Longer Supplied



CHASSIS PARTS CATALOGUE

RADIATOR HOSE CHART
PASSENGER CARS

YEAR	ENGINE		REMARKS	APPLICATION							
	NO. CYL.	H. P.		UPPER HOSE				LOWER HOSE			
				INSIDE DIAMETER	LENGTH	NO. REQD.	PART NUMBER	INSIDE DIAMETER	LENGTH	NO. REQD.	PART NUMBER
1928-29	4			2"	6 1/4"	1	*51A 8333-C	1 3/4"	2 3/4"	2	*51A 8333-B
1930	4			2"	8 1/2"	1	*51A 8333-C	1 3/4"	2 3/4"	2	*51A 8333-B
1931	4			2"	6 1/4"	1	*51A 8333-C	1 3/4"	2 3/4"	2	*51A 8333-B
1932	4			2"	11 1/4"	1	B 8260	1 3/4"	2 3/4"	2	*51A 8333-B
	8	90		1 3/4"	11 3/4"	2	*51A 8333-B	1 3/4"	5 1/2"	2	18 8286
1933-34	4			2"	11 1/4"	1	B 8260	1 3/4"	5 1/2"	2	18 8286
	8	90		1 3/4"	11 3/4"	2	*51A 8333-B	1 3/4"	5 1/2"	2	18 8286
1935	8	90		1 3/4"	11 3/8"	2	*51A 8333-B	1 3/4"	5 1/2"	2	18 8286
1936	8	90		1 3/4"	9"	2	*51A 8333-B	1 3/4"	5 1/2"	2	18 8286
1937	8	60	USE WITH OFFSET CONNECTIONS ON CYLINDER BLOCK	1 1/2"	MOULDED	2	74 8260-A	1 1/2"	8"	2	74 8286-A
1937-38	8	60	USE WITH STRAIGHT CONNECTIONS ON CYLINDER BLOCK	1 5/8"	MOULDED	2	74 8260-B	1 1/2"	MOULDED	2	74 8286-B
1937	8	90	USE WITH 1.70 OUTLET CONNECTION ON UPPER HOSE	1 3/4"	MOULDED	2	78 8260-A	1 3/4"	5 1/2"	2	18 8286
1937-38	8	90	USE WITH 1.90 OUTLET CONNECTION ON UPPER HOSE	1 3/4"	MOULDED	2	78 8260-B	1 3/4"	5 1/2"	2	18 8286
1939	8	60		1 5/8"	MOULDED	2	74 8260-B	1 1/2"	MOULDED	2	74 8286-C
	8	90	STANDARD MODELS	1 3/4"	MOULDED	2	78 8260-B	1 3/4"	5 1/2"	2	18 8286
	8	90	DELUXE MODELS	1 7/8"	MOULDED	2	91A 8260-A	1 3/4"	MOULDED	2	91A 8286-B
1940	8	60	RIGHT HAND SIDE	1 5/8"	MOULDED	2	022A 8260-A	1 1/2"	MOULDED	1	022A 8284
	8	60	LEFT HAND SIDE	1 5/8"	MOULDED	2	022A 8260-A	1 1/2"	MOULDED	1	022A 8285
1940-41	8	90		1 7/8"	MOULDED	2	91A 8260-A	1 3/4"	MOULDED	2	91A 8286-B
1941	6	90	"G" SERIES ENGINE	1 1/2"	9 3/4"	1	2GA 8260	1 1/2"	MOULDED	1	1GA 8286
1942	6	90	"G" SERIES ENGINE	1 1/2"	9 3/4"	1	2GA 8260	1 1/2"	MOULDED	1	2GA 8286-A
1942-48	8	All		1 7/8"	MOULDED	2	21A 8260-A	1 3/4"	5 3/4"	2	21A 8286-A
	8	All	EXTRA COOLING—USE WITH 21A 8005 RADIATOR					1 3/4"	MOULDED	2	21AS 8286-A
	8	All	EXTRA COOLING—USE WITH 21AS 8005-C RADIATOR					1 3/4"	MOULDED	2	21AS 8286-B
1946-47	6	90	"G" SERIES ENGINE EXTRA COOLING	1 1/2"	10 1/8"	1	*51A 8333-A	1 1/2"	MOULDED	1	5GA 8286
								1 1/2"	MOULDED	1	5GAS 8286
1947-48	6	90	"H" SERIES ENGINE EXTRA COOLING	1 1/2"	10 1/8"	1	*51A 8333-A	1 3/4"	MOULDED	1	6HA 8286
								1 3/4"	MOULDED	1	6HAS 8286

* 36" long-cut to required length



CHASSIS PARTS CATALOGUE

RADIATOR HOSE CHART
TRUCKS

YEAR	ENGINE		REMARKS	APPLICATION							
	NO. CYL.	H. P.		UPPER HOSE				LOWER HOSE			
				INSIDE DIAMETER	LENGTH	No. REQD.	PART NUMBER	INSIDE DIAMETER	LENGTH	No. REQD.	PART NUMBER
1928-29	4			2"	6 1/4"	1	*51A 8333-C	1 3/4"	2 3/4"	2	*51A 8333-B
1930-32	4			2"	8 1/2"	1	*51A 8333-C	1 3/4"	2 3/4"	2	*51A 8333-B
1932	8	90		1 3/4"	11 1/2"	2	*51A 8333-B	1 3/4"	6"	2	*51A 8333-B
1933-34	4			2"	10 1/2"	1	*51A 8333-C	1 3/4"	2 3/4"	2	*51A 8333-B
	8	90		1 3/4"	11 1/2"	2	*51A 8333-B	1 3/4"	5 1/2"	2	18 8286
1935	8	90	LIGHT TRUCK (COMMERCIAL)	1 3/4"	5 1/2"	2	*51A 8333-B	1 3/4"	5 1/2"	2	18 8286
	8	90	TRUCKS EXCEPT LIGHT TRUCK	1 3/4"	11 3/8"	2	*51A 8333-B	1 3/4"	5 1/2"	2	18 8286
1936	8	90	LIGHT TRUCK (COMMERCIAL)	1 3/4"	10 7/8"	2	*51A 8333-B	1 3/4"	6 3/4"	2	*51A 8333-B
	8	90	TRUCKS EXCEPT LIGHT TRUCK	1 3/4"	11 3/8"	2	*51A 8333-B	1 3/4"	6 3/4"	2	*51A 8333-B
1937-38	8	60	LIGHT TRUCK (COMMERCIAL)	1 5/8"	MOULDED	2	73 8260-A	1 1/2"	MOULDED	2	74 8286-B
	8	60	TRUCKS EXCEPT LIGHT TRUCK	1 5/8"	MOULDED	2	75 8260-A	1 1/2"	MOULDED	2	74 8286-B
1939	8	60	LIGHT TRUCK (COMMERCIAL)	1 5/8"	MOULDED	2	73 8260-A	1 1/2"	MOULDED	2	74 8286-C
			TRUCKS EXCEPT LIGHT TRUCK	1 5/8"	MOULDED	2	75 8260-A	1 1/2"	MOULDED	2	74 8286-C
1937-39	8	All	LIGHT TRUCK (COMMERCIAL)	1 3/4"	3 1/2"	2	91C 8286	1 3/4"	6"	2	*51A 8333-B
				1 3/4"	2 1/4"	2	91C 8260				
	8	All	TRUCKS EXCEPT LIGHT TRUCK AND CAB OVER ENGINE	1 3/4"	3 1/2"	2	91C 8286	1 3/4"	4 1/2"	2	*51A 8333-B
				1 3/4"	2 1/4"	2	91C 8260				
1938-41	8	All	CAB OVER ENGINE	1 3/4"	2 1/4"	2	91C 8260	1 3/4"	4 1/2"	2	*51A 8333-B
				1 3/4"	4 1/2"	2	*51A 8333-B				
1940	8	60	LIGHT TRUCK (COMMERCIAL)-RH	1 5/8"	MOULDED	1	022A 8260-A	1 1/2"	MOULDED	1	022A 8284
	8	60	LIGHT TRUCK (COMMERCIAL)-LH	1 5/8"	MOULDED	1	022A 8260-A	1 1/2"	MOULDED	1	022A 8285
	8	60	TRUCKS EXCEPT LIGHT TRUCK	1 5/8"	MOULDED	2	022A 8260-A	1 1/2"	3 1/2"	2	02Y 8286
1940-41	8	All	LIGHT TRUCK (COMMERCIAL)	1 7/8"	MOULDED	2	91A 8260-A	1 3/4"	MOULDED	2	91A 8286-B
	8	All	TRUCKS EXCEPT LIGHT TRUCK AND CAB OVER ENGINE	1 3/4"	3 1/2"	2	91C 8286	1 3/4"	MOULDED	2	01T 8286
				1 3/4"	2 1/4"	2	91C 8260	1 3/4"	3 1/2"	2	91C 8286
1941	6	90	LIGHT TRUCK (COMMERCIAL)	1 1/2"	9 3/4"	1	2GA 8260	1 1/2"	MOULDED	1	1GA 8286
	6	90	• TRUCKS EXCEPT LIGHT TRUCK	1 1/2"	2 1/2"	2	*51A 8333-A	1 1/2"	3 1/2"	2	02Y 8286
1941-42	4	40	LIGHT TRUCK (COMMERCIAL)-122" TRUCKS	1 1/2"	8 1/2"	1	2NC 8260	1 1/2"	MOULDED	1	9N 8286
1942-47	8	All	EXCEPT CAB OVER ENGINE	1 3/4"	2 1/4"	2	91C 8260	1 3/4"	8"	2	51A 8333-B
				1 3/4"	3 1/2"	2	91C 8286				
	8	All	CAB OVER ENGINE	1 3/4"	2 1/4"	2	91C 8260	1 3/4"	10 7/8"	2	*51A 8333-B
	8	All	CAB OVER ENGINE-USE AS RADIATOR FILLER PIPE HOSE	1 3/4"	3 1/2"	2	91C 8286				
			1 3/4"	2 3/4"	1	*51A 8333-B					
1942-47	6	90	"G" SERIES ENGINE	1 1/2"	11 7/8"	1	2GC 8286-A	1 1/2"	MOULDED	1	2GC 8260-A
1947	6	95	"H" SERIES ENGINE	1 1/2"	11 7/8"	1	2GC 8286-A	1 3/4"	MOULDED	1	5HC 8286

* 36" long-cut to required length

• 2GC 8286-A (1 1/2" I.D. x 11 7/8" long)-optional on upper hose



CHASSIS PARTS CATALOGUE

PART NUMBER	PART NAME	NO. REQ'D	MODEL	YEAR 19__
†B 8275-B	Connection (cylinder water inlet)	1	(Pass 1928-32)(Comm,Trucks 1928-34)(4cyl)	28-34
	20470-S2 Bolt (water inlet connection)- 7/16"-14 x 1 1/2"	2	Pass,Comm (4 cyl)	28-34
	34808-S8 Washer-7/16"	2	Pass,Comm (4 cyl)	28-34
†18 8275	Connection (cylinder water inlet)	2	Pass,Comm (8 cyl)	32
†18 8275	Connection (cylinder water inlet)	2	Trucks	35-36
	20358-S2 Bolt (water inlet connection)- 3/8"-16 x 13/16"	4	Pass	32-34
	34808-S2 Washer-3/8"	4	Pass	32-34
†B 8280-A	Gasket (cylinder inlet connection)	1	Pass,Comm,Trucks (4 cyl)	28-34
†18 8280	Gasket (cylinder water inlet connection)	4	Pass (8 cyl)	32
40 8280	Gasket (cylinder water inlet connection)	2	Pass,Comm,Trucks (8 cyl)	33-36
7HA 8281	Connection (cylinder head water outlet)-replaced by 7ET-8592	1	Pass (6 cyl "H" Series)	47-48
		1	Comm,Trucks (6 cyl "H" Series)	47
	88371-S Stud (cyl head water connection) -5/16"-18 & 5/16"-24x1 3/16"	3	Pass (6 cyl "H" Series)	47-48
	33798-S8 Nut-5/16"-24			
	34846-S2 Lockwasher-5/16"			
022A 8284	Hose (radiator outlet)-RH	1	Pass,Comm-60 HP	40
022A 8285	Hose (radiator outlet)-LH	1	Pass,Comm-60 HP	40
B 8286	Hose (radiator inlet)-1 3/4" I.D. x 2 3/4" long- replaced by 51A 8333-B	1	COE	46-47
18 8286	Hose (radiator outlet)-1 3/4" I.D. x 5 1/2" long- replaced by 21A 8286-A	2	(Pass,Comm 1928-37)(Trucks 1928-36)	28-37
18 8286	Hose (radiator outlet)-1 3/4" I.D. x 5 1/2" long- replaced by 21A 8286-A	2	(Pass 1938-39 except 1939 DeLuxe)(Trucks except COE 1938-41)(8 cyl)	38-41
18 8286	Hose (radiator filler pipe)-1 3/4" I.D. x 5 1/2" long- replaced by 21A 8286-A	1	COE	39-42
74 8286-A	Hose (radiator outlet)-Used with offset connections on cylinder block-1 1/2" I.D. x 7.9" long	2	Pass-60 HP	37
74 8286-B	Hose (radiator outlet)-Use with straight connections on cylinder block-moulded	2	Pass,Comm,Trucks-60 HP	37-38
74 8286-C	Hose (radiator outlet)-moulded	2	Pass,Comm,122" 1 Ton Trucks-60 HP	39
91A 8286-B	Hose (radiator outlet)-moulded	2	(Pass 1939-40 except 1939 Std)(Comm 1940)	39-40
91A 8286-B	Hose (radiator lower)-Used with new style stabilizer bar-moulded	2	(Pass 1940-41 except 1940 Std)(Comm 1941)	40-41
91C 8286	Hose (cylinder head to connection pipe)-1 3/4" I.D. 3 1/2" long-use with 41A-6010-B2 cylinder block	2	Pass,Comm,Trucks-90 HP (8 cyl)	32-37
91C 8286	Hose (cylinder head to connection pipe)-1 3/4" I.D. x 3 1/2" long-use with 41A 6010-B2 cylinder block	2	(Comm 1938-39)(122" 1 Ton Truck)	38-39
91C 8286	Hose (radiator inlet)-1 3/4" I.D. x 3 1/2" long	2	(Comm 1942)(Trucks except COE 1940-42) (8 cyl)	40-42
91C 8286	Hose (radiator inlet)-1 3/4" I.D. x 3 1/2" long	2	Comm,Trucks (8 cyl)	46-47
91C 8286	Hose (radiator outlet)-1 3/4" I.D. x 3 1/2" long	2	Trucks except COE (8 cyl)	41
9N 8286	Hose (outlet)-moulded	1	4 cyl	41-42
01T 8286	Hose (water pump inlet)-moulded	2	Trucks except COE-90 HP (8 cyl)	40-41
02Y 8286	Hose (radiator outlet)-1 1/2" I.D. x 3 1/2" long	2	122" Trucks-60 HP (6 cyl)	40-41
1GA 8286	Hose (radiator outlet)-moulded	1	Pass,Comm (6 cyl)	41
21A 8286-A	Hose (radiator lower)-1 3/4" I.D. x 5 3/4" long	2	Pass (8 cyl)	42-48
21AS 8286-A	Hose (radiator outlet)-use with 21AS-8005-moulded	2	Pass (8 cyl)	42-48
21AS 8286-B	Hose (radiator lower)-moulded-for extra cooling radiator	2	Pass(8 cyl)	42-48
2GA 8286-A	Hose (radiator lower)-moulded	1	Pass (6 cyl)	42
2GC 8286-A	Hose (upper)-1 1/2" I.D. x 12" long	1	Comm,Trucks (4 & 6 cyl)	41-47
2GC 8286-A	Hose (radiator inlet)-1 1/2" I.D. x 12" long	1	Pass (6 cyl "H" Series)	47-48
5GA 8286	Hose (radiator lower)-moulded	1	Pass (6 cyl "G" Series)	46-47
5GAS 8286	Hose (radiator lower)-extra cooling-moulded	1	Pass (6 cyl "G" Series)	46-47
5HC 8286	Hose (radiator lower)-moulded	1	Trucks (6 cyl "H" Series)	47

† No Longer Supplied



CHASSIS PARTS CATALOGUE

PART NUMBER	PART NAME	NO. REQ'D	MODEL	YEAR 19__
6HA 8286	Hose (radiator lower)-moulded-use with 5GA-8005	1	Pass (6 cyl "H" Series)	47-48
6HAS 8286	Hose (radiator lower)-moulded-use with 5GAS-8005-A radiator for extra cooling	1	Pass (6 cyl "H" Series)	47-48
B 8287-A	Clamp assy (radiator hose)-2 1/8" dia.	4or8	Pass,Comm,Trucks	28-37
B 8287-A	Clamp (radiator hose)-2 1/8" dia.	As Reqd	(Pass 1928-48)(Comm,Trucks 1928-47)	28-48
60 8287-A	Clamp (radiator hose)-1.88" dia.	4to8	Pass,Comm,Trucks-60 HP	37-39
60 8287-A	Clamp (radiator hose)-1.88" dia.	4to8	4 cyl,6 cyl	41-48
74 8287	Clamp (radiator hose)	2	Pass,Comm,122" 1 Ton Trucks-60 HP	38-39
78 8287-A	Clamp assy (radiator hose)-Use with 1.90" dia.outlet connection-2.22" dia.-replaced by 91A-8287	8	Pass,Comm,Trucks-90 HP	37
79 8287	Clamp (cylinder water inlet hose)-pump end-2.19"dia.	2		38-40
91A 8287	Clamp (radiator hose)-Use with 41A-6010-B2 cylinder	2	Pass,Comm,Trucks -90 HP (8 cyl)	32-37
91A 8287	Clamp (radiator filler hose to filler pipe)	2	COE	39-47
91A 8287	Clamp (cylinder head outlet hose)-2.28" dia.	2	90 & 100 HP (8 cyl)	39-48
91A 8287	Clamp (fuel tank filler hose)-2.28" dia.		Refer to 9047 Fuel Tank Hose	
022A 8287	Clamp (radiator outlet hose)-1.97" diameter	2	(Pass,Comm-60 HP)(Pass-DeLuxe-90 HP)	40
022A 8287	Clamp (cylinder inlet hose)-1.97" diameter	2	(Pass,Comm-60 HP)(Pass-DeLuxe-90 HP)	40
11A 8287	Clamp (fuel tank filler)-2.6" diameter		Refer to 9047 Fuel Tank Hose	
8A 8287	Clamp (radiator hose)-adjustable type-range of 1 1/2" I.D. to 2 3/4" I.D. fits hoses with 1 1/8" I.D. to 2 1/4" I.D.	As Reqd	(Pass 1928-48) (Comm,Trucks 1928-47)	28-48
	27177-S7 Screw (radiator hose clamp)- No.10-32 x 1 1/2"	10	Pass,Comm,Trucks	28-48
	34141-S7 Nut (radiator hose clamp)- No.10-32	10	Pass,Comm,Trucks	28-48
74 8290-B	Pipe (cylinder head outlet)-1.40" O.D. x 13.80" long -replaced by 74-8260-B	2	Pass-60 HP	37-39
81W 8290	Pipe (radiator to cylinder head connection)-use with 41A-6010-B2 cylinder block	2	Pass,Comm,Trucks (8 cyl)	32-37
81W 8290	Pipe (radiator inlet)	2	COE	39-41
91C 8290	Pipe (radiator inlet)	2	Comm,Trucks except COE-90 & 100 HP	33-39
01T 8290	Pipe (radiator inlet)	2	Trucks except COE-90 & 100 HP (8 cyl)	40-41
1GT 8290	Pipe (radiator inlet)-O.D. 1 1/2"-length 8"	1	Truck (6 cyl)	41
21T 8290	Pipe (radiator inlet)	2	Comm,Trucks except COE (8 cyl)	42-47
21W 8290	Pipe (radiator inlet)	2	COE	42-47
B 8291-A	Pipe (radiator outlet)	1	Pass,Comm,Trucks (4 cyl)	28-34
B 8291-B	Pipe (radiator outlet)	1	Pass,Comm,Truck-330	32
46 8291-A	Pipe (radiator outlet)	1	Comm,Trucks (8 cyl)	33-34
46 8291-B	Pipe (radiator outlet)	1	Pass,Comm (4 cyl)	33-34
01T 8291	Pipe (radiator outlet)	2	Trucks except COE & 60 HP (8 cyl)	40-41
1GT 8291	Pipe (radiator outlet)	1	Trucks (6 cyl)	41
5GA 8291	Pipe (radiator outlet)-1.22" O.D. x 10.80" long - replaced by 5GA 8286	1	Pass (6 cyl)	42-48
5GAS 8291	Pipe (radiator outlet)-1.22" O.D. x 12.10" long replaced by 5GAS 8286	1	Pass (6 cyl)	42-48
1GT 8296	Deflector & extension assy-RH-replaced by 1GT-8298-B, 1GT-8326-A	1	Trucks (6 cyl)	41
1GT 8297	Deflector & extension assy-LH-replaced by 1GT-8299-B, 1GT-8326-A	1	Trucks (6 cyl)	41
†81C 8298	Deflector (shell to core)-RH	1	Comm,122" Trucks	38-39
81T 8298	Deflector (shell to core)-RH	1	Trucks except 122" & COE	38-39
01T 8298	Deflector (radiator shell to core)-RH	1	Trucks except COE & 60 HP (4 & 8 cyl)	40-41
1GT 8298-B	Deflector (grille to core air)-RH	1	Trucks (6 cyl)	41
1NC 8298	Deflector (air)-RH	1	Comm (4 cyl)	41
†81C 8299	Deflector (shell to core)-LH	1	Comm,122" Trucks	38-39
81T 8299	Deflector (shell to core)-LH	1	Trucks except COE & 122"	38-39
01T 8299	Deflector (radiator shell to core)-LH (8 cyl)	1	Trucks except COE & 60 HP (4 & 8 cyl)	40-41
1GT 8299-B	Deflector (grille to core air)-LH	1	Trucks (6 cyl)	41
1NC 8299	Deflector (air)-LH	1	Comm (4 cyl)	41

† No Longer Supplied



CHASSIS PARTS CATALOGUE

PART NUMBER	PART NAME	NO. REQ'D	MODEL	YEAR
				19__
LNC 8308-A	Deflector (top)-use with 01A-8145-A	1	Comm (4 cyl)	41
LNC 8308-B	Deflector (radiator top air)-use with 11C-8214	1	Comm (4 cyl)	41
†1NY 8308-B	Deflector (air top)-use with 11T-16774-A & B	1	122" Trucks (4 cyl)	41
LNC 8310	Deflector (bottom)	1	Comm (4 cyl)	41
1NY 8314	Deflector assy (bottom)	1	122" Trucks (4 cyl)	41
1GT 8326-A	Extension (air deflector)	1	Trucks (6 cyl)	41
1NY 8326	Extension (deflector side)-RH	1	122" Trucks (4 cyl)	41
1NY 8327	Extension (deflector side)-LH	1	122" Trucks (4 cyl)	41
51A 8327-A	Panel (hood auxiliary catch bar extension)	1	Pass (8 cyl)	46-48
5GA 8327	Panel (hood auxiliary catch bar extension)	1	Pass (6 cyl)	46-48
	355235-S2 Screw & washer assy (extension panel to locking mechanism)-1/4"-20 x 5/8"	3or5	Pass	46-48
81W 8330	Dowel (radiator shell inner panel)	2	COE	38-47
†81A 8332	Moulding (radiator grille lower)	4	Pass-Std	38
91A 8332-A	Moulding (radiator shell)-for bar No.10	2	Pass-Std	39
91A 8332-B	Moulding (radiator grille)-No.1-repl. by 91A-8397	2	Pass-DeLuxe	39
51A 8332	Moulding (radiator grille bar) -with paint grooves - replaced by 6A-8332	2or3	Pass	46-47
6A 8332	Moulding (radiator grille bar)-without paint groove	3	Pass	46-48
	32909-S8 Screw (radiator grille bar moulding to grille)-No. 8 x 1/4"	21	Pass	46-48
51A 8333-A	Hose (radiator)-1 1/2" I.D. x 36" long		Cut to Required Length	
51A 8333-B	Hose (radiator)-1 3/4" I.D. x 36" long		Cut to Required Length	
51A 8333-C	Hose (radiator)-2.00" I.D. x 36" long		Cut to Required Length	
51A 8333-D	Hose (radiator)-1 1/4" I.D. x 36" long		Cut to Required Length	
81A 8334	Moulding (radiator grille)-center lower	2	Pass-Std	38
91A 8334-A	Moulding (radiator shell)-for bar No.20	2	Pass-Std	39
91A 8334-B	Moulding (radiator grille)-No. 2-repl. by 91A-8397	2	Pass-DeLuxe	38
81A 8336	Moulding (radiator grille)-center upper	2	Pass-Std	38
†91A 8336-A	Moulding (radiator shell)-for bar No.30	2	Pass-Std	39
91A 8336-B	Moulding (radiator grille)-No.3-repl. by 91A-8397	2	Pass-DeLuxe	39
81A 8338	Moulding (radiator grille)-upper lower	2	Pass-Std	38
91A 8338	Moulding (radiator grille)-No.4-repl. by 91A-8397	2	Pass-DeLuxe	39
81A 8340	Moulding (radiator grille)-top upper	2	Pass-Std	38
	353341-S3 Retainer (grille moulding)	36	Pass except 1939 DeLuxe	38-39
	350251-S7 Retainer (shell moulding)	2	Pass except 1939 DeLuxe	38-39
	34054-S2 Nut-No. 12-24	2	Pass	38-39
	34804-S8 Washer-No. 12	2	Pass except 1939 Std	38-39
91A 8340	Moulding (radiator grille)-No.5	2	Pass-DeLuxe	39
	24649-S13 Screw (radiator grille center moulding to hood side)-1/4"-20 x 5/8"	2	Pass-Std	39
81W 8341	Bracket (radiator shell inner panel dowel)	2	COE	38-47
11A 8342	Bracket (radiator grille to cross member shield to side member)	2	Pass	41
†51A 8344-A	Anti-squeak (hood auxiliary catch bar panel)	1	Pass	46-48
11A 8347-B	Strainer (radiator grille)-center	1	Pass	41
81W 8350	Handle (radiator shell catch)-RH	1	COE	38-47
21A 8350-A	Frame (radiator grille)-RH-painted	1	Pass-DeLuxe & Special	42
21A 8350-B	Frame (radiator grille)-RH-chrome-replaced by 21A-8350-A	1	Pass-Super DeLuxe	42
81W 8351	Handle (radiator shell catch)-LH	1	COE	38-47
21A 8351-A	Frame (radiator grille)-LH-painted	1	Pass	42
†81W 8357	Pad (radiator shell cowl pin)	1	COE	38-47
81W 8360	Pipe (radiator filler)-upper	1	COE	38-40
11W 8360	Pipe (radiator filler)-upper	1	COE	41
21W 8360	Pipe (radiator filler)	1	COE	42-47
01A 8362-A	Anti-squeak (radiator grille)-replaced by 78-700045-A1	4	Pass,Comm,Trucks except COE	40-41

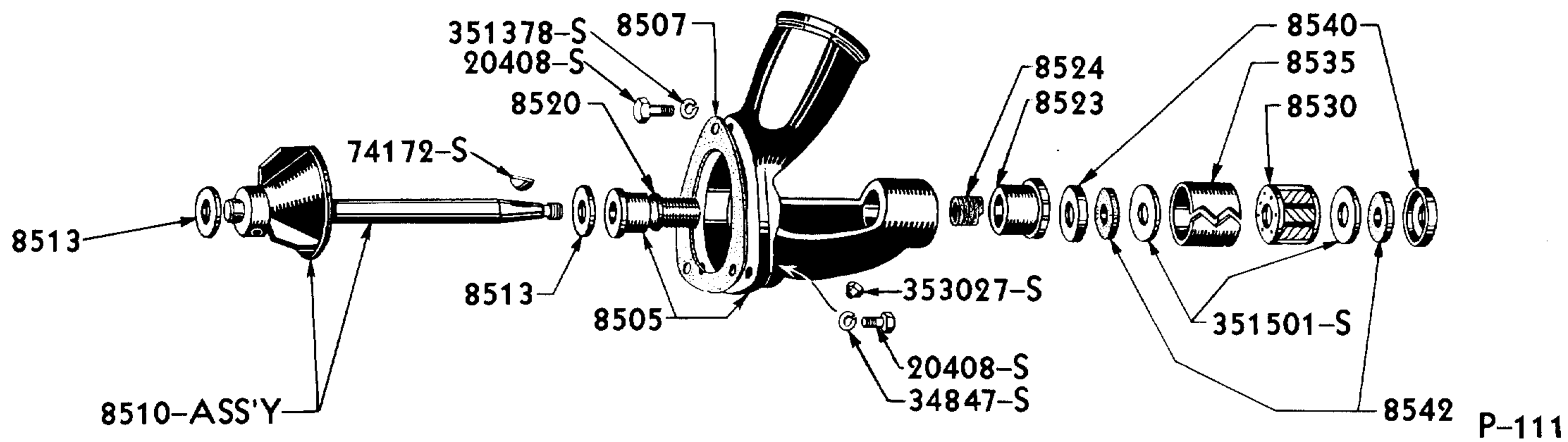
† No Longer Supplied



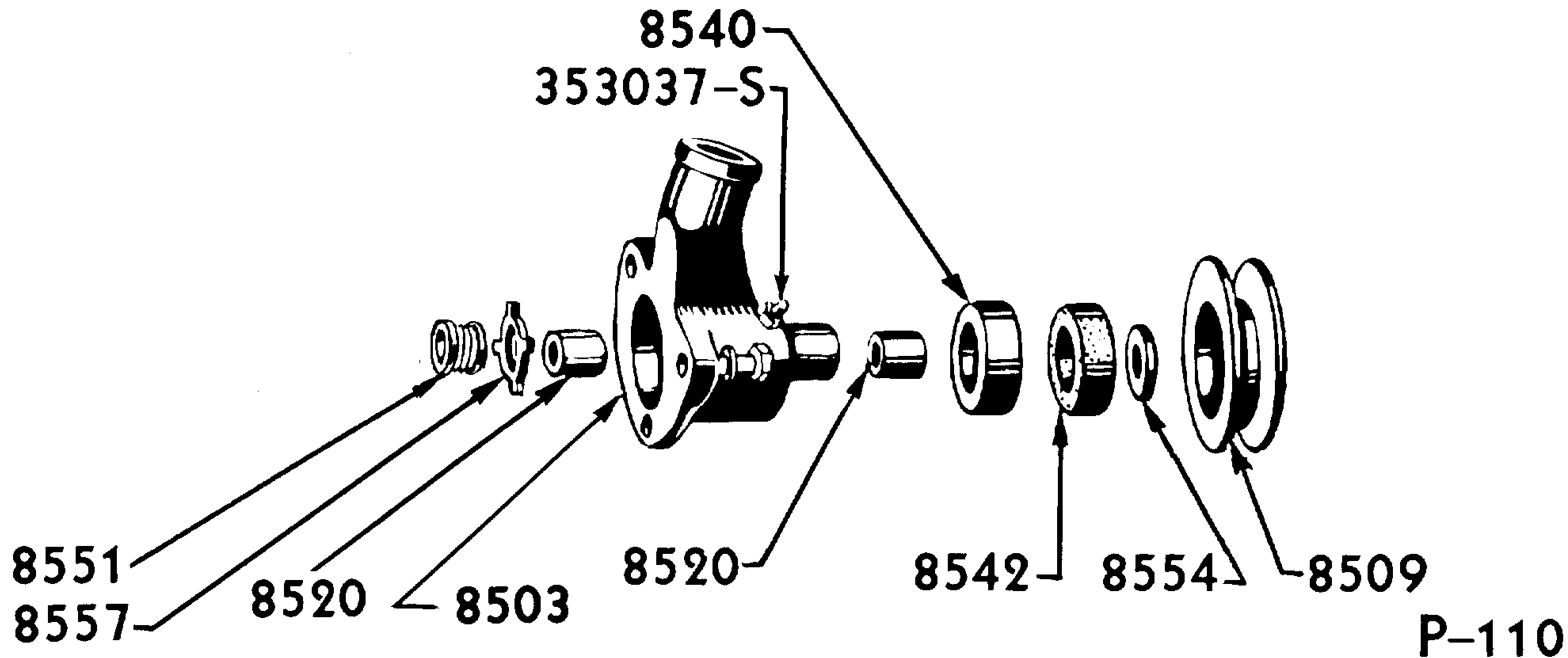
CHASSIS PARTS CATALOGUE

PART NUMBER	PART NAME	NO. REQ'D	MODEL	YEAR 19__
1WY 8363	Brace (grille panel to cross member)	2	122" Trucks (4 cyl)	41
91A 8364-C	Moulding (grille)-No.11-pointed end	2	Pass-DeLuxe	39
81W 8365	Baffle (grille center)	1	COE	38-41
81W 8367	Pipe (radiator filler)-lower	1	COE	38-40
11W 8367	Pipe (radiator filler)-lower	1	COE	41
21W 8367	Pipe (radiator filler)-lower	1	COE	42-47
81W 8368	Retainer (filler pipe to radiator)	1	COE	38-47
21C 8369	Moulding (radiator grille center)	1	Comm,Trucks except COE	42-47
81W 8370	Washer (core to dash brace mounting)	1	COE	38-47
21C 8370	Moulding (radiator grille)-side-RH	1	Comm,Trucks except COE	42-47
21C 8371	Moulding (radiator grille)-side-LH	1	Comm,Trucks except COE	42-47
81W 8372	Bumper (shell to cowl)	4	COE	38-47
†81W 8373	Grommet (radiator filler)-inner	1	COE	38-40
†01W 8373	Grommet (radiator filler pipe)-outer	1	COE	40
21C 8376	Moulding (radiator grille)-intermediate-RH	5	Comm,Trucks except COE	42-47
21C 8377	Moulding (radiator grille)-intermediate-LH	5	Comm,Trucks except COE	42-47
21C 8378	Moulding (radiator grille)-center outside-RH	1	Comm,Trucks except COE	42-47
21C 8379	Moulding (radiator grille)-center outside-LH	1	Comm,Trucks except COE	42-47
	356197-S7 Retainer (center grille bars to grille panel)	6	Comm,Trucks except COE	44-47
	356198-S7 Retainer (side grille bars to grille panel)	24	Comm,Trucks except COE	44-47
91A 8394	Moulding (grille)-No.6-replaced by 91A 8397	2	Pass-DeLuxe	39
91A 8395	Moulding (grille)-No.7-replaced by 91A 8397	2	Pass-DeLuxe	39
91A 8396	Moulding (grille)-No.8-replaced by 91A 8397	2	Pass-DeLuxe	39
91A 8397	Moulding (grille)-No.9	2	Pass-DeLuxe	39
91A 8398-C	Moulding (grille)-No.10	2	Pass-DeLuxe	39
	42650-S7 Screw (grille center moulding to grille)-No. 10-32 x 3/8"	2	Pass-DeLuxe	39
01T 8412	Moulding (radiator grille bar)	14	Trucks except COE	40
	358176-S3 Retainer (radiator grille moulding to radiator grille)	56	Trucks except COE	40
01A 8418	Moulding (radiator grille)-upper	1	Pass-DeLuxe	40
01A 8422	Moulding (radiator grille)-lower	1	Pass-DeLuxe	40
01A 8424	Cover (starting crank hole)	1	Pass-DeLuxe	40
01T 8426	Brace (radiator grille reinforcement (1st 12000 units)	1	Trucks except COE	40-41
11T 8426-B	Brace (radiator grille reinforcement)	1	Trucks except COE	41
51A 8427-B	Grille (radiator)	1	Pass	46-48
	358234-S Bumper (grille louvre at fender)-rubber	12	Pass	46-48
	23356-S7 Bolt (grille to front bumper stone deflector)-1/4"-20 x 9/16"	2	Pass	46-48
	33795-S7 Nut-1/4"-20			
	34805-S8 Lockwasher-1/4"			
01A 8434	Spacer (radiator grille to cross member shield)	1	Pass-DeLuxe	40
02Y 8436	Pipe (radiator to cylinder)-RH	1	122" Truck-60 HP	40
02Y 8437	Pipe (radiator to cylinder)-LH	1	122" Truck-60 HP	40
01W 8440	Washer (radiator ornament mounting)	2	COE	40
†02Y 8444	Deflector (air)-RH	1	122" Truck-60 HP (4 cyl)	40-41
022A 8444	Deflector (air)-RH	1	Pass,Comm-60 HP	40
†02Y 8445	Deflector (air)-LH	1	122" Truck-60 HP (4 cyl)	40-41
†022A 8445	Deflector (air)-LH	1	Pass,Comm-60 HP	40
51A 8453-A	Bumper (radiator grille spacer)	4	Pass	46-48
†51A 8458	Bracket (radiator grille louvre spacer to fender)	2	Pass	46

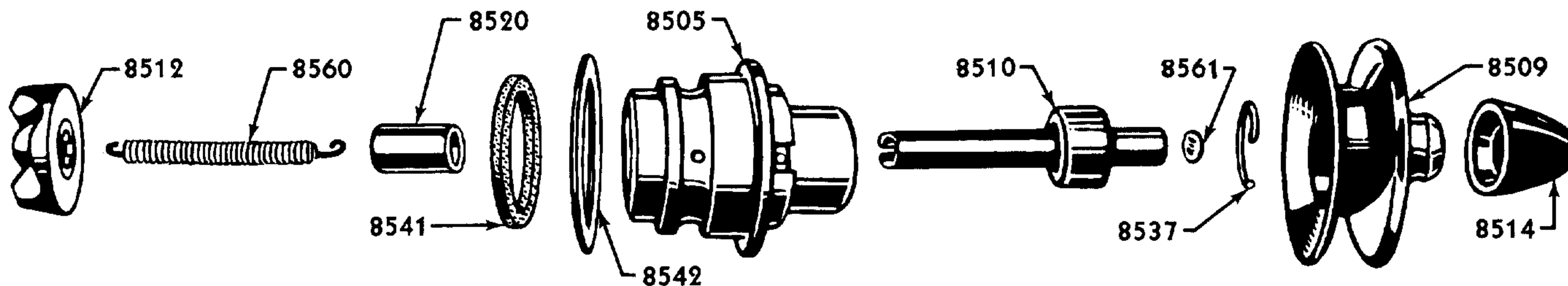
† No Longer Supplied



1932-34 4 CYL. WATER PUMPS

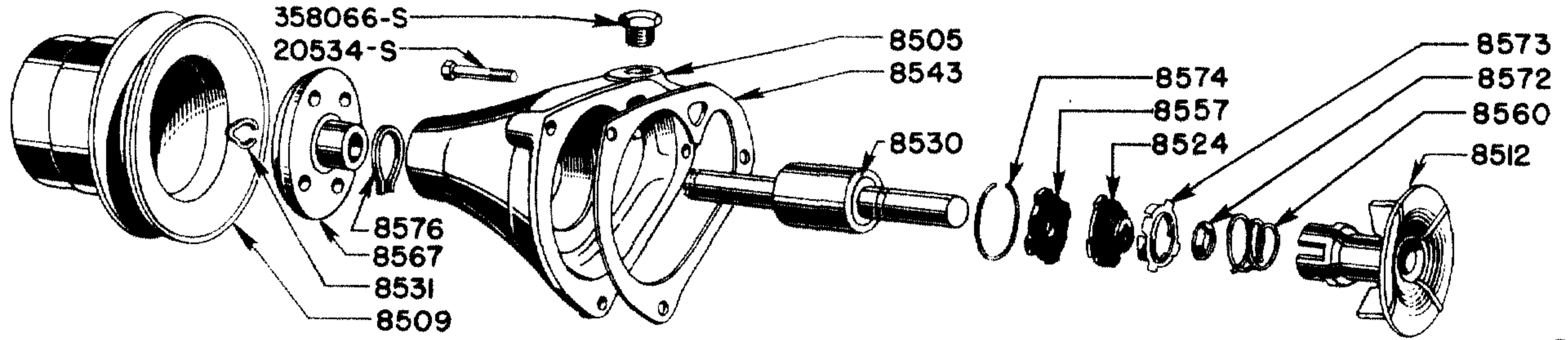


1932-35 8 CYL. WATER PUMPS



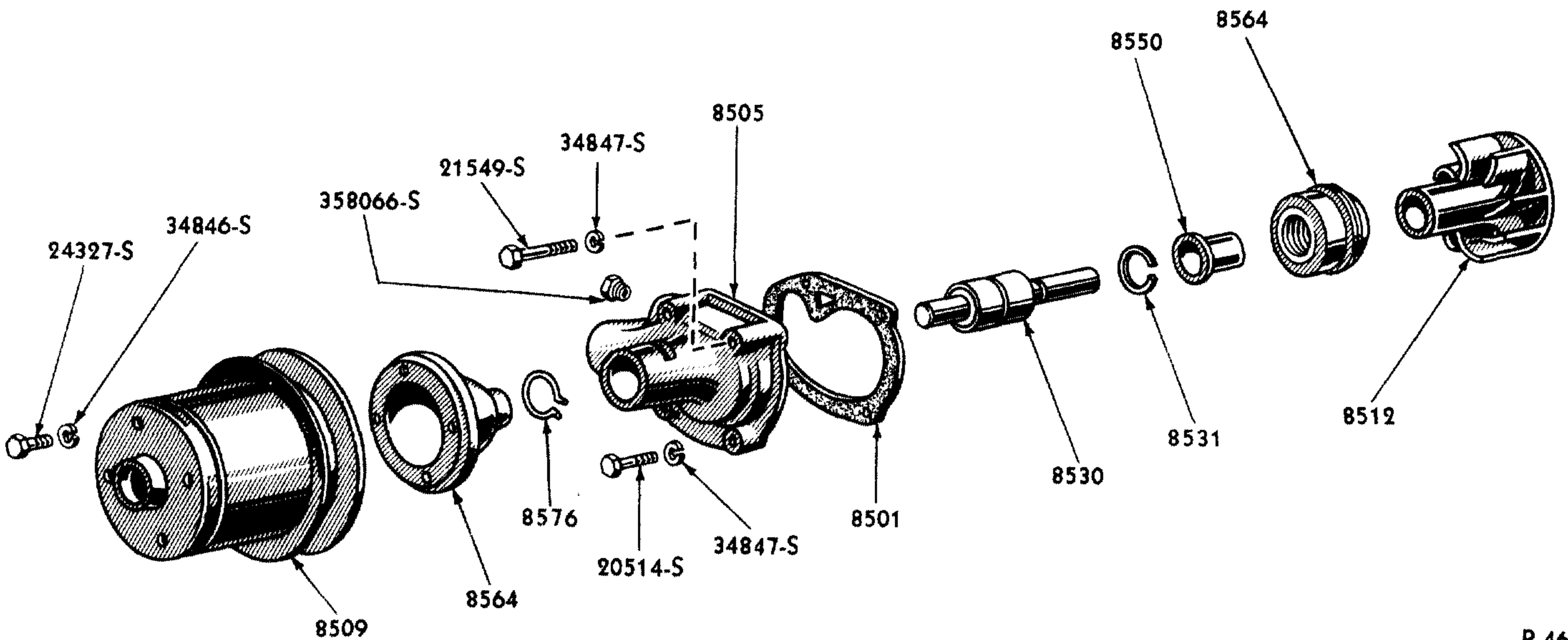
1938-40 8 CYL. 60 H.P. WATER PUMP

CHASSIS PARTS CATALOGUE



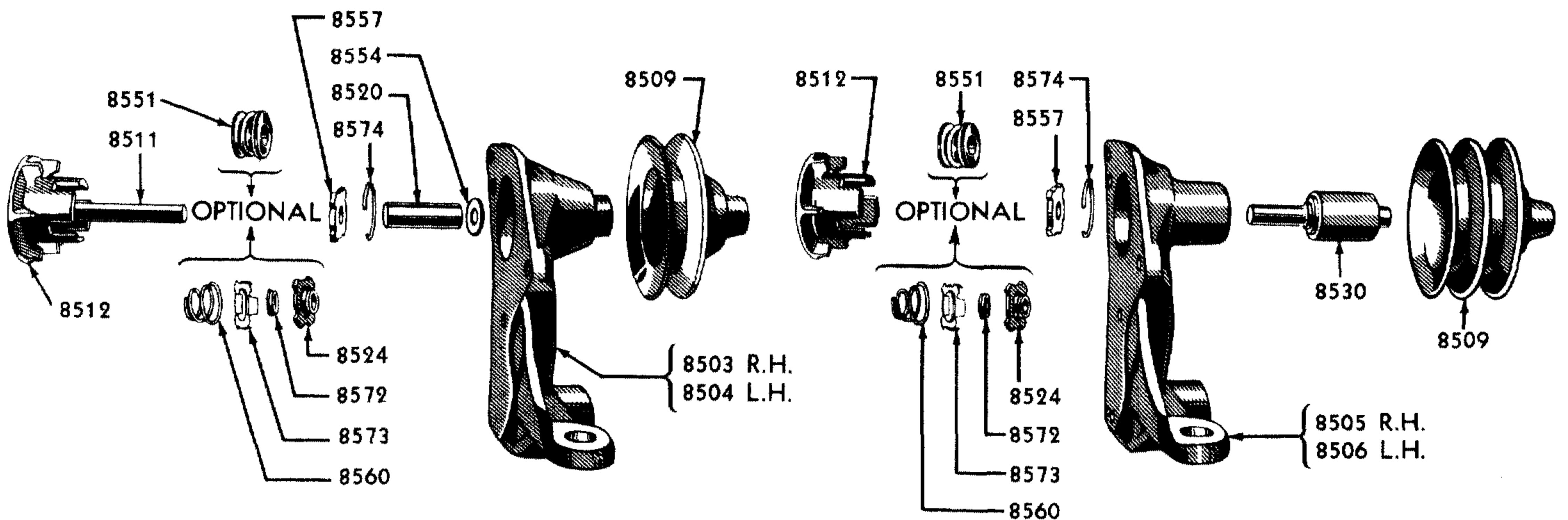
P-384

1942-47 6 CYL. "G" SERIES WATER PUMP



P-460

1947-48 6 CYL. "H" SERIES WATER PUMP



P-201

1937-48 8 CYL. 90 & 100 H.P. PASSENGER, COMMERCIAL & TRUCK WATER PUMP (78-8501-2)

1937-41 8 CYL. 90 & 100 H.P. TRUCK WATER PUMP (79-8501-2)

Basic numbers only shown on illustration. Order by Part Numbers shown in list of parts.



CHASSIS PARTS CATALOGUE

PART NUMBER	PART NAME	NO. REQ'D	MODEL	YEAR 19__
Water Pump and Fan				
A 8501	Pump assy (water)	1	Pass,Comm,Trucks (4 cyl)	28-31
B 8501	Pump assy (water)	1	Pass,Comm,Trucks (4 cyl)	32-34
46 8501	Pump assy (water)	1	Comm (4 cyl)	33-34
	88022-S Stud (water pump)-3/8"-16 and 3/8"-24 x 1 1/4"	4	Pass,Comm,Trucks	28-31
	33800-S8 Nut (water pump)-3/8"-24	4	Pass,Comm,Trucks	28-31
	34847-S8 Lockwasher (water pump)-3/8"	4	Pass,Comm,Trucks	28-31
	358010-S Lubricator (water pump)-with cap-1/8" pipe thread	1	Pass,Comm,Trucks (4 cyl)	28-34
	20408-S7 Bolt (water pump to cylinder block)-3/8"-16 x 1 1/8"	3	Pass,Comm,Trucks (4 cyl)	32-34
	351378-S7 Washer-13/32"	1	Pass,Comm,Trucks (4 cyl)	32-34
	34847-S2 Lockwasher-3/8"	2	Pass,Comm,Trucks (4 cyl)	32-34
	353027-AS7 Lubricator (water pump)-1/8"	1	Pass,Comm,Trucks (4 cyl)	28-34
51 8501-B	Pump assy (water)-RH and LH-grease type-mounted on cylinder heads-replaced by 68-8502-D	2	Trucks (8 cyl)	32-36
51 8501-D	Pump assy (water)-RH-double sheave-grease type-used with heavy duty cooling equipment-replaced by 51-8502-D & 48-8519	1	Trucks	35-36
52 8501-B	Pump assy (water)-tapered-use with 52-6019-A	2	Pass,Comm,Trucks-60 HP	37
52 8501-C	Pump assy (water)	2	Pass,Comm,Truck-60 HP	37-40
78 8501	Pump assy (water)-RH-Use with 41A-6010-B2 cyl.block	1	Pass,Comm,Trucks (8 cyl)	32-36
78 8501	Pump assy (water)-RH-single sheave pulley	1	Pass (8 cyl) (Comm 1937-47)(122" Truck 1938-39) (Trucks except COE 1940-41)(Trucks 1942- 47)-90 & 100 HP (8 cyl)	37-48 37-47
79 8501	Pump assy (water)-RH-grease type-double sheave pulley	1	(Trucks except 122" 1937-39)(COE 1940-41) -90 & 100 HP (8 cyl)	37-41
1GA 8501	Pump assy (water)	1	Pass,Comm,Trucks (6 cyl)	41
	88367-S Stud (water pump to cylinder block)-5/16"-18 & 5/16"-24 x 1 3/16"	2	Pass,Comm,Trucks (6 cyl)	41
	†88481-S Stud(water pump to cyl.block)- 5/16"-18 & 5/16"-24 x 2 5/8"	1	Pass,Comm,Trucks (6 cyl)	41
	33798-S8 Nut-5/16"-24			
	34846-S Lockwasher-5/16"			
	358066-S8 Plug (water pump)-used when heater not used-3/8"-1/2"	1	Pass,Comm,Trucks (6 cyl)	41
2GA 8501	Pump assy (water)	1	Pass,Comm,Trucks (6 cyl)	42
	1GA-10141 Cup (water pump oil)	1	Pass,Comm,Trucks (6 cyl)	41-42
2N 8501	Pump assy (water)	1	4 cyl	41-42
8N 8501	Pump assy (water)	1	4 cyl	41-42
	20318-S7 Bolt (water pump to cylinder block)-5/16"-18 x 9/16"	1	4 cyl	41-42
	88371-S Stud(water pump to cyl.block)- 5/16"-24 and 5/16"-18 x 1 1/4"	3	4 cyl	41-42
	33798-S8 Nut (water pump stud)-5/16"-24	3	4 cyl	41-42
	34846-S2 Lockwasher-5/16"	4	4 cyl	41-42
5GA 8501-A	Pump assy (water)	1	Pass,Comm,Trucks (6 cyl "G" Series)	46-47
	88442-S Stud(water pump to cyl.block)- 3/8"-16 & 3/8"-24 x 2 1/8"	2	Pass,Comm,Trucks (6 cyl "G" Series)	42-47
	20534-S Bolt (water pump to cylinder block)-3/8"-16 x 2 1/4"	1	Pass,Comm,Trucks (6 cyl "G" Series)	42-47
	33800-S8 Nut(pump to cyl.block)-3/8"-24	2	Pass,Comm,Trucks (6 cyl "G" Series)	42-47
	34847-S8 Lockwasher-3/8"			
	358066-S8 Plug (water pump)-used when heater not used-3/8"-1/2" hex head	1	Pass,Comm,Trucks (6 cyl "G" Series)	41-47

† No Longer Supplied



CHASSIS PARTS CATALOGUE

PART NUMBER	PART NAME	NO. REQ'D	MODEL	YEAR
				19__
7HA 8501	Pump assy (water)	1	Pass (6 cyl "H" Series) Trucks (6 cyl "H" Series)	47-48 47
	20514-S7 Bolt (water pump to cylinder block)-3/8"-16 x 1 7/8"	2 2	Pass (6 cyl "H" Series) Trucks (6 cyl "H" Series)	47-48 47
	21549-S Bolt (water pump to cylinder block)-3/8"-16 x 2 3/4"	2 2	Pass (6 cyl "H" Series) Trucks (6 cyl "H" Series)	47-48 47
	34847-S8 Lockwasher-3/8"			
	358066-S8 Plug (water pump)-used when heater not used-3/8"-1/2" hex head	1 1	Pass (6 cyl "H" Series) Trucks (6 cyl "H" Series)	47-48 47
51 8502-D	Pump assy (water)-double sheave-grease type-used with heavy duty cooling equipment	2	Trucks	35-36
68 8502-D	Pump assy (water)-mounted on cylinder heads	2	(Pass & Comm 1933-36)(Trucks 1932-34) (8 cyl)	32-36
78 8502	Pump assy (water)-LH-Use with 41A-6010-B2 cyl. block	1	Pass,Comm,Trucks (8 cyl)	32-36
78 8502	Pump assy (water)-LH-single sheave pulley	1 1	Pass-90 & 100 HP (8 cyl) (Comm 1937-47)(122" Truck 1938-39) (Trucks except COE 1940-41)(Trucks 1942-47)-90 & 100 HP (8 cyl)	37-48 37-47
79 8502	Pump assy (water)-LH-grease type-double sheave pulley	1	(Trucks except 122" 1937-39)(COE 1940-41) -90 & 100 HP (8 cyl)	37-41
	20408-S7 Bolt (water pump to cylinder block)-3/8"-16 x 1 1/8"	8 8	Pass-90 & 100 HP (8 cyl) Comm,Trucks-90 & 100 HP (8 cyl)	32-48 32-47
	34847-S8 Lockwasher (water pump to cylinder block)-3/8"	8 8	Pass-90 & 100 HP (8 cyl) Comm,Trucks-90 & 100 HP (8 cyl)	32-48 32-47
	353052-S5 Plug (water pump housing-slotted)-1/8" x 3/8"	1	Pass,Comm,Trucks (8 cyl)	33-36
	353037-S7 Lubricator	1	Pass,Comm,Trucks (8 cyl)	32-36
18 8503	Housing assy (water pump)	2	Pass & Comm (8 cyl)	32
	B-10141 Oiler (water pump)	2	Pass & Comm (8 cyl)	32
68 8503-B	Housing assy (water pump)	2	Pass,Comm,Trucks (8 cyl)	33-36
	B-10141 Oiler (water pump)	2	Pass,Comm,Trucks (8 cyl)	35-36
78 8503	Housing (water pump)-RH	1 1	Pass-90 & 100 HP (8 cyl) (Comm 1937-47)(122" Truck 1932-39) (Trucks except COE 1940-41)(Trucks 1942-47)-90 & 100 HP (8 cyl)	37-48 37-47
1GA 8503	Housing (water pump)	1	Pass,Comm,Trucks (6 cyl)	41
48 8504-B	Housing assy (water pump)-oiler type-replaced by 68-8502-D	2	Pass,Comm	35
78 8504	Housing (water pump)-LH	1 1	Pass-90 & 100 HP (8 cyl) (Comm 1937-47)(122" Truck 1938-39) (Trucks except COE 1940-41)(Trucks 1942-47)-90 & 100 HP (8 cyl)	37-48 37-47
A 8505	Housing (water pump)-replaced by A 8501	1	Pass,Comm,Trucks	28-31
B 8505	Housing assy (water pump)	1	Pass,Comm,Trucks (4 cyl)	32-34
† 46 8505	Housing assy (water pump)	1	Comm (4 cyl)	33-34
52 8505-A	Housing assy (water pump)	2	Pass,Comm,Trucks-60 HP	37
52 8505-B	Housing (water pump)	2	Pass,Comm,Trucks-60 HP	38-40
† 78 8505	Housing (water pump)	1	(Trucks except 122" 1937-39)(COE 1940-41)	37-41
79 8505	Housing (water pump)-RH	1	(Trucks except 122" 1937-39)(COE 1940-41) -90 & 100 HP (8 cyl)	37-41
2GA 8505	Housing (water pump)	1	Pass,Comm,Trucks (6 cyl "G" Series)	42-47
2N 8505	Housing (water pump)-replaced by 2N 8501	1	(4 cyl)	41-42

† No Longer Supplied



CHASSIS PARTS CATALOGUE

PART NUMBER	PART NAME	NO. REQ'D	MODEL	YEAR 19__
7HA 8505	Housing (water pump)	1 1	Pass (6 cyl "H" Series) Trucks (6 cyl "H" Series)	47-48 47
79 8506	Housing (water pump)-LH	1	(Trucks except 122" 1937-39)(COE 1940-41)-90 & 100 HP (8 cyl)	37-41
A 8507	Gasket (water pump cover)	1	Pass,Comm,Trucks	28-31
B 8507	Gasket (water pump)	1	Pass,Comm,Trucks (4 cyl)	32-34
18 8507	Gasket (water pump housing)	2	Pass,Comm,Trucks (8 cyl)	32-36
78 8507	Gasket (water pump housing)-Use with 41A-6010-B2 cylinder block	2	Pass,Comm,Trucks (8 cyl)	32-37
78 8507	Gasket (water pump housing)	2 1	Pass-90 & 100 HP (8 cyl) (Comm,Trucks)-90 & 100 HP (8 cyl)	37-48 37-47
9N 8507	Gasket (water pump)	1	(4 cyl)	41-42
7HA 8507	Gasket (water pump)	1	Pass (6 cyl "H" Series) Trucks (6 cyl "H" Series)	47-48 47
9N 8508	Cover (water pump)	1	(4 cyl)	41-42
	20326-S7 Bolt(cover to water pump housing)-5/16" -18x5/8"	1	(4 cyl)	41-42
	34846-S2 Lockwasher-5/16"			
18 8509-A	Pulley (water pump)-Use with grease type pump-single sheave	2	Pass,Comm,Trucks (8 cyl)	32-36
	352503-S8 Pin(water pump pulley)-3/16" -1"	2	Pass,Comm,Trucks (8 cyl)	32-36
52 8509-B	Pulley (water pump)	2	Pass,Comm,Trucks -60 HP	37-40
78 8509-A	Pulley (water pump)	2 2	Pass-90 & 100 HP (8 cyl) (Comm 1937-47)(122" Trucks 1938-39) (Trucks except COE 1940-41)(Trucks 1942-47)-90 & 100 HP (8 cyl)	37-48 37-47
79 8509-B	Pulley (water pump)	2	(Trucks except 122" 1938-39)-90 & 100 HP (8 cyl)	37-39
79 8509-B	Pulley (water pump)	2	COE	40-41
	352503-S8 Pin(water pump pulley)-3/16" -1"	1 1	Pass-90 & 100 HP (8 cyl) (Comm,Trucks)-90 & 100 HP (8 cyl)	37-48 37-47
1GA 8509-B	Pulley (water pump)	1	Pass,Comm,Trucks (6 cyl)	41
2GA 8509-A	Pulley (water pump & fan)	1	Pass,Comm,Trucks (6 cyl)	42
5GA 8509-A	Pulley (water pump & fan)	1 1	Pass (6 cyl) Comm,Trucks (6 cyl)	46-48 47-48
A 8510	Shaft assy (water pump)-10-5/32" long	1	Pass,Comm,Trucks	28-31
B 8510	Shaft assy (water pump)-8-3/4" long-repl. by B 8591	1	Pass,Comm,Trucks	32
18 8510	Shaft assy (water pump)-4.21" long-repl. by 68 8591	2	(Pass,Comm 1932-35)(Trucks 1932-34)(8 cyl)	32-35
40 8510	Shaft assy (water pump)-oiler type-3.46" long	2	Pass,Comm	35-36
46 8510	Shaft assy (water pump)-7.74" long	1	Comm (4 cyl)	33-34
51 8510-A	Shaft assy (water pump)-single pulley-4.21" long-replaced by 68-8591	2	Trucks	35-36
52 8510-B	Shaft (water pump)-4.16" long	2	Pass,Comm,Trucks-60 HP	37-40
68 8510-B	Shaft assy (water pump)-4.21" long	2	Pass,Comm	35-36
78 8511-B	Shaft (water pump)-4" long	2 2	Pass-90 & 100 HP (8 cyl) (Comm 1937-47)(122" Truck 1938-39) (Trucks except COE 1940-41)(Trucks 1942-47)-90 & 100 HP (8 cyl)	37-48 37-47
52 8512-B	Impeller (water pump)	2	Pass,Comm,Trucks-60 HP	37-40
78 8512	Impeller (water pump)	lor2 lor2	Pass (8 cyl) (Comm,Trucks)(except 60 HP)(4 & 8 cyl)	37-48 37-47
1GA 8512	Impeller (water pump)	1	Pass,Comm,Trucks (6 cyl)	41
5GA 8512	Impeller (water pump)	1	Pass,Comm,Trucks (6 cyl "G" Series)	42-47
7HA 8512	Impeller (water pump)	1 1	Pass (6 cyl "H" Series) Trucks (6 cyl "H" Series)	47-48 47
A 8513-A	Washer (water pump impeller)	1	Pass,Comm,Trucks	28-31
B 8513	Washer (water pump thrust)-.63" I.D. x 1-1/8" O.D. x .06" thick-bakelized	2	Pass,Comm,Trucks (4 cyl)	32-34
9N 8513	Gasket (water pump)-rear	1	Comm,Trucks (4 cyl)	41-42
52 8514-A	Cap (water pump)	2	Pass,Comm,Trucks-60 HP	37-40
+40 8516-B	Impeller (water pump)-oiler type	2	Pass,Comm (8 cyl)	33-35

† No Longer Supplied



CHASSIS PARTS CATALOGUE

PART NUMBER	PART NAME	NO. REQ'D	MODEL	YEAR
9N 8518	Housing assy (water pump)	1	(4 cyl)	41-42
48 8519	Plug (water pump heat indicator connection)	1	(Pass, Comm 1938-42) (Trucks 1933-39)	33-42
B 8520	Bushing (water pump rear)-not reamed-.62" I.D. x 1.71" long	1	Pass, Comm, Trucks (4 cyl)	28-34
18 8520	Bushing (water pump)-grease type pump-.50" I.D. x .62" O.D. x 7/8" long	4	Pass, Comm, Trucks (8 cyl)	32-36
40 8520	Bushing (water pump)-oil type pump-.62" I.D. x .81" O.D. x 1.99" long	4	Pass, Comm	35
52 8520	Bushing (water pump)-.50" I.D. x .68" O.D. x 1" long	2	Pass, Comm, Trucks-60 HP	37-40
78 8520	Bushing (water pump)-.50" I.D. x .69" O.D. x 1.99" long	2	Pass-90 & 100 HP (8 cyl) (Comm, Trucks)-90 & 100 HP (8 cyl)	37-48 37-47
1GA 8520	Bushing (water pump)-.50 I.D. x .69" O.D. x 1.98" long	1	Pass, Comm, Trucks (6 cyl)	41
B 8521	Packing (water pump)	As Req'd	Pass	32
B 8523-A	Nut (water pump bushing)	1	Pass, Comm, Trucks (4 cyl)	28-34
52 8523-B	Nut (water pump)	2	Pass, Comm, Trucks-60 HP	37
B 8524	Packing (water pump bushing)	1	Pass, Comm, Trucks (4 cyl)	28-34
18 8524	Packing (water pump)-grease type pump-repl. by 68-8551-A	2	Pass, Comm, Trucks (8 cyl)	32-36
68 8524-A	Seal (water pump)-impeller end-repl. by 68-8551-A	1 or 2	Pass (8 cyl)	37-48
2GA 8524	Seal (water pump)	1	Pass, Comm, Trucks (6 cyl "G" Series)	42-47
78 8528	Cover (cylinder block water pump hole)-used to cover water pump hole on engines having water pumps attached to cyl heads	2		32-38
	20368-S7 Bolt (cover to cylinder block)-3/8"-16 x 7/8"	4		32-38
	34847-S8 Lockwasher (cover to cylinder block)-3/8"	4		32-38
A 8529	Bushing (water pump front)-.63" I.D. x .81" O.D. x 1-1/2" long	1	Pass, Comm, Trucks	29-30
78 8529	Gasket (cylinder block water pump hole cover)-use with 78-8528	2		32-39
B 8530-A	Bearing assy (water pump shaft roller)	1	Pass, Comm, Trucks (4 cyl)	28-34
	351501-S Washer (water pump bearing felt retainer)-21/32"	1	Pass, Comm, Trucks (4 cyl)	28-34
79 8530	Shaft & bearing (water pump)	2	(Trucks except 122" 1937-39)(COE 1940-41)-90 & 100 HP (8 cyl)	37-41
79 8530	Shaft & bearing (water pump)	2	(4 cyl)	41-42
2GA 8530-A	Bearing assy (water pump)	1	Pass (6 cyl)	42-48
		1	Comm, Trucks (6 cyl)	42-47
2GA 8531	Snap ring (water pump bearing)	1	Pass (6 cyl "G" Series)	42-47
		1	Comm, Trucks (6 cyl "G" Series)	42-47
7HA 8531	Snap ring (water pump bearing)-front	1	Pass (6 cyl "H" Series)	47-48
		1	Comm, Trucks (6 cyl "H" Series)	47
B 8535	Sleeve (water pump shaft roller bearing)	1	Pass, Comm, Trucks (4 cyl)	28-34
52 8537	Ring (water pump bearing retaining)	2	Pass, Comm, Trucks-60 HP	37-40
B 8540-B	Retainer (water pump bearing felt)	2	Pass, Comm, Trucks (4 cyl)	28-34
18 8540	Retainer (water pump felt)-grease type pump	2	Pass, Comm, Trucks (8 cyl)	32-36
52 8541-A	Gasket (water pump body)-inner	2	Pass, Comm, Trucks-60 HP	37
52 8541-B	Gasket (water pump body)-inner	2	Pass, Comm, Trucks-60 HP	38-40
B 8542	Felt (water pump bearing)	2	Pass, Comm, Trucks (4 cyl)	28-34
18 8542	Felt (water pump)-grease type pump	2	Pass, Comm, Trucks (8 cyl)	32-36
52 8542-A	Gasket (water pump body)	2	Pass, Comm, Trucks-60 HP	37
52 8542-B	Gasket (water pump body)-outer	2	Pass, Comm, Trucks-60 HP	38-40
1GA 8543	Gasket (water pump housing)	1	Pass, Comm, Trucks (6 cyl)	41
2GA 8543	Gasket (water pump housing)	1	Pass, Comm, Trucks (6 cyl "H" Series)	42-47
7HA 8550	Slinger (water pump shaft)	1	Pass (6 cyl "H" Series)	47-48
		1	Trucks (6 cyl "H" Series)	47
18 8551	Seal assy (water pump)-replaced by 68-8551-A	2	(Pass, Comm 1932-35) (Trucks 1932-34) (8 cyl)	32-35
+51 8551	Seal assy (water pump)	2	Trucks	35-36

+ No Longer Supplied



CHASSIS PARTS CATALOGUE

PART NUMBER	PART NAME	NO. REQ'D	MODEL	YEAR
				19__
68 8551-A	Seal assy (water pump)	2	Pass, Comm	35-36
68 8551-A	Seal assy (water pump)-used in 1GA-8501,78-8501-2, 79-8501-2	1or2		38-47
18 8554	Washer (water pump thrust)-front-grease type pump- .51" I.D. x 1 1/16" O.D. x .06" thick	2 2	Pass-90 & 100 HP (8 cyl) Comm, Trucks-90 & 100 HP (8 cyl)	32-48 32-47
1GA 8554	Washer (water pump thrust)-front	1	Pass, Comm, Trucks (6 cyl)	41
18 8557	Washer (water pump thrust)-rear-grease type pump- .51" I.D. x 1-1/16" O.D. x .06" thick-has 4 extended 3/16" teeth on O.D.-repl. by 68-8557-A	2	Pass, Comm, Trucks (8 cyl)	32-36
68 8557-A	Washer (water pump)-.66" I.D. x 1.25" O.D.-has 4 extended 3/8" teeth on O.D.	2	(Pass 1936-48)(Comm 1936-47)(Trucks 1937-48)(4 cyl 1941-42)(Except 60 HP & 6 cyl "H" Series)	36-48
18 8559	Washer (water pump packing)-grease type pump-.51" I.D. x 1.09" O.D. x .20" thick-repl. by 68-8551-A	2	Pass, Comm, Trucks (8 cyl)	32-36
18 8560-A	Spring (water pump packing)-grease type pump-bronze -replaced by 68-8551-A	2	Pass, Comm, Trucks (8 cyl)	32-36
52 8560-C	Spring (water pump)	2	Pass, Comm, Trucks-60 HP	37-40
68 8560-A	Spring (water pump)-impeller end- replaced by 68-8551-A	1or2 1or2	Pass except 60 HP (8 cyl) Comm, Trucks except 60 HP (4 & 8 cyl)	36-48 36-47
2GA 8560	Spring (water pump seal)	1	Pass, Comm, Trucks (6 cyl)	42-47
40 8561	Ferrule (water pump impeller)-oiler type pump- replaced by 68-8561	2	Pass, Comm, Trucks	35-36
52 8561-B	Retainer (water pump spring)	2	Pass, Comm, Trucks-60 HP	37-40
+68 8561	Ferrule (water pump spring)-optional with 40-8561	2	Pass, Comm, Trucks	35-36
7RA 8564-B	Seal assy (water pump)	1 1	Pass (6 cyl "H" Series) Trucks (6 cyl "H" Series)	47-48 47
2GA 8567	Hub (water pump pulley)	1	Pass, Comm, Trucks (6 cyl)	42
5GA 8567	Hub (water pump pulley)	1 1	Pass (6 cyl) Comm, Trucks (6 cyl)	46-48 46-47
68 8572	Ring (water pump seal clamp)-repl. by 68-8551-A	1or2 1or2	Pass-except 60 HP (8 cyl) Comm, Trucks-except 60 HP (4 & 8 cyl)	36-48 36-47
2GA 8572	Ring (water pump seal clamp)	1	Pass, Comm, Trucks (6 cyl)	42-47
68 8573	Guide (water pump spring)-optional with 68-8551-A	1or2 1or2	Pass-except 60 HP (Comm, Trucks-except 60 HP)(4 cyl 1941-42)	36-48 36-47
68 8574	Snap ring (water pump seal)-1.38" O.D.	1or2 1or2	Pass-except 60 HP (Comm, Trucks-except 60 HP)(4 cyl 1941-42)	36-48 36-47
68 8574	Snap ring (water pump seal)-1.38" O.D.	1or2 1or2	Pass-except 60 HP Comm, Trucks-except 60 HP	36-48 36-47
40 8575-A	Thermostat assy (water)-opens at 140-145°	2	Pass, Comm, Trucks (8 cyl)	32-36
52 8575-A	Thermostat assy (water)-Use with bolted on type outlet connection and 1.55" diameter outlet on cylinder head-opens at 140-145°	2	Pass, Comm, Trucks-60 HP	37
52 8575-C	Thermostat assy (water)-Use with 1.70" diameter outlet connection-opens at 148-152°	2	Pass, Comm, Trucks-60 HP	37-40
78 8575-A	Thermostat assy (water)-Use with 1.70" diameter outlet connection -opens at 148-152°	2	Pass, Comm, Trucks-90 HP	37
78 8575-B	Thermostat assy (water)-use with 1.90" diameter outlet connection-opens at 154°-159°-bi-metal type	2 2	Pass-90 & 100 HP (8 cyl) Comm, Trucks-90 & 100 HP (8 cyl)	37-48 37-47
ONY 8575	Thermostat assy (water)-opens at 148°-152°	1	(4 cyl)	41-42
11A 8575-B	Thermostat assy (water)-used with pressure cap only- opens at 148°-153°	2 2	Pass-90 & 100 HP (8 cyl) Comm, Trucks-90 & 100 HP (8 cyl)	37-48 37-47
11A 8575-C	Thermostat assy (water)-do not use with pressure cap-opens at 158° to 162°	2 2	Pass-90 & 100 HP (8 cyl) Comm, Trucks-90 & 100 HP (8 cyl)	37-48 37-47
1GA 8575-A	Thermostat assy (water)-opens at 158°	1	Pass, Comm, Trucks (6 cyl "G" Series)	41-47
7HA 8575-A3	Thermostat assy (water)-opens at 157° to 162° - used with pressure cap only & water & permanent anti-freeze for winter operation-dole type	1 1	Pass (6 cyl "H" Series) Comm, Trucks (6 cyl "H" Series)	47-48 47
7HA 8575-B1	Thermostat assy (water)-opens at 148°-153°-bellows type-replaced by 7HA-8575-B3	1 1	Pass (6 cyl "H" Series) Comm, Trucks (6 cyl "H" Series)	47-48 47
7HA 8575-B3	Thermostat assy (water)-opens at 148°-153°-dole type	1 1	Pass (6 cyl "H" Series) Comm, Trucks (6 cyl "H" Series)	47-48 47

+ No Longer Supplied

CHASSIS PARTS CATALOGUE

PART NUMBER	PART NAME	NO. REQ'D	MODEL	YEAR
7HA 8575-C	Thermostat assy (water)-opens at 177°-182°-use with permanent type anti-freeze	1 1	Pass(6 cyl "H" Series) Comm,Trucks (6 cyl "H" Series)	47-48 47
†9N 8576	Snap ring (water pump housing)	1 1	Pass (6 cyl) (Comm,Trucks 1941-47)(6 cyl)(4 cyl 1941-42)	41-48 41-47
	Snap ring (water pump bearing)-front	1 1	Pass (6 cyl "H" Series) Comm,Trucks (6 cyl "H" Series)	47-48 47
7HA 8576	Retainer (water pump bearing)	1 1	Pass (6 cyl "H" Series) Comm,Trucks (6 cyl "H" Series)	47-48 47
1GA 8577-B	Belt (water pump)	1	Pass,Comm,Trucks (6 cyl)	41
21A 8577-A	Belt (fan)	1 1	Pass (8 cyl) Comm,Trucks (8 cyl)	42-48 42-47
2GA 8577-A	Belt (water pump)	1	Pass (6 cyl "G" Series)	42-47
2GT 8577-A	Belt (water pump)	1	Comm,Trucks (6 cyl "G" Series)	42-47
2N 8578	Bearing & slinger assy (water pump)	1	4 cyl	41-42
91AS 8580	Washer (cylinder head outlet)-used when thermostats are omitted	2 2	Pass-90 & 100 HP (8 cyl) Comm,Trucks-90 & 100 HP (8 cyl)	38-48 38-47
1GA 8590	Gasket (water thermostat)	1	Pass,Comm,Trucks (6 cyl "G" Series)	41-47
A 8591	Kit (water pump repair)-formerly A-18515-consists of the following 1- A 8507 Gasket 1- B 8520 Bushing 1- A 8510 Shaft 1- B 8521 Packing 1- A 8513 Washer 1- B 8523-A2 Nut	1	Pass,Comm,Trucks (4 cyl)	28-31
B 8591	Kit (water pump repair)-formerly B 18515-consists of the following 1- B 8507 Gasket 1- B 8520 Bushing 1- B 8510 Shaft 1- B 8521 Packing 2- B 8513 Washer 1- B 8523-A Nut	1	Pass,Comm,Trucks (4 cyl)	32-34
68 8591	Kit (water pump repair)-formerly 68 18515-consists of the following 1- 68 8507 Gasket 1- 68 8551-A Seal 1- 68 8510-B Shaft 1- 18 8554 Washer 2- 18 8520 Bushing 1- 68 8557-A Washer 1- 18 8540 Retainer 1- 68 8574 Ring 1- 18 8542 Felt 1- 352503-S8 Pin	2	(Pass,Comm 1932-36)(Trucks 1932-34) (8 cyl)	32-36
78 8591	Kit (water pump repair)-formerly 78 18515-consists of one each of the following 78 8507 Gasket 68 8551-A Seal 78 8511-B Shaft 18 8554 Washer 78 8512 Impeller 68-8557-A Washer 78 8520 Bushing 68 8574 Ring 1-352503-S8 Pin	2	(Pass 1937-48)(Comm 1937-47)(122" Truck 1938-39)(Trucks except COE 1940-41) (Trucks 1942-47)(8 cyl)	37-48
2GA 8591	Kit (water pump repair)-consists of the following 1-5GA 8512 Impeller 1- 68 8557-A Washer 1-2GA 8524 Seal 1-2GA 8560 Spring 1-2GA 8530-A Bearing 1-2GA 8572 Ring 1-2GA 8531 Snap Ring 1- 68 8573 Guide 1-2GA 8543 Gasket 1- 68 8574 Snap Ring 1- 9N 8576 Snap Ring	1	Pass,Comm,Trucks (6 cyl "G" Series)	42-47
7HA 8591	Kit (water pump repair)-consists of the following 1-7HA 8507 Gasket 1-7HA 8550 Slinger 1-7HA 8512 Impeller 1-7RA 8564-B Seal 1-2GA 8530-A Bearing 1-7HA 8576 Snap Ring	1 1	Pass (6 cyl "H" Series) Comm,Trucks (6 cyl "H" Series)	47-48 47
7HP 8592	Connection (cylinder head water outlet)-4" diameter base-stamped "Size 5"	1 1	Pass (6 cyl "H" Series) Comm,Trucks (6 cyl "H" Series)	47-48 47
	88371-S Stud (cylinder head water outlet connection)-5/16"-18 & 5/16"-24 x 1 3/16"	3 3	Pass (6 cyl "H" Series) Comm,Trucks (6 cyl "H" Series)	47-48 47
	33798-S8 Nut-5/16"-24			
	34846-S2 Lockwasher-5/16"			

† No Longer Supplied