



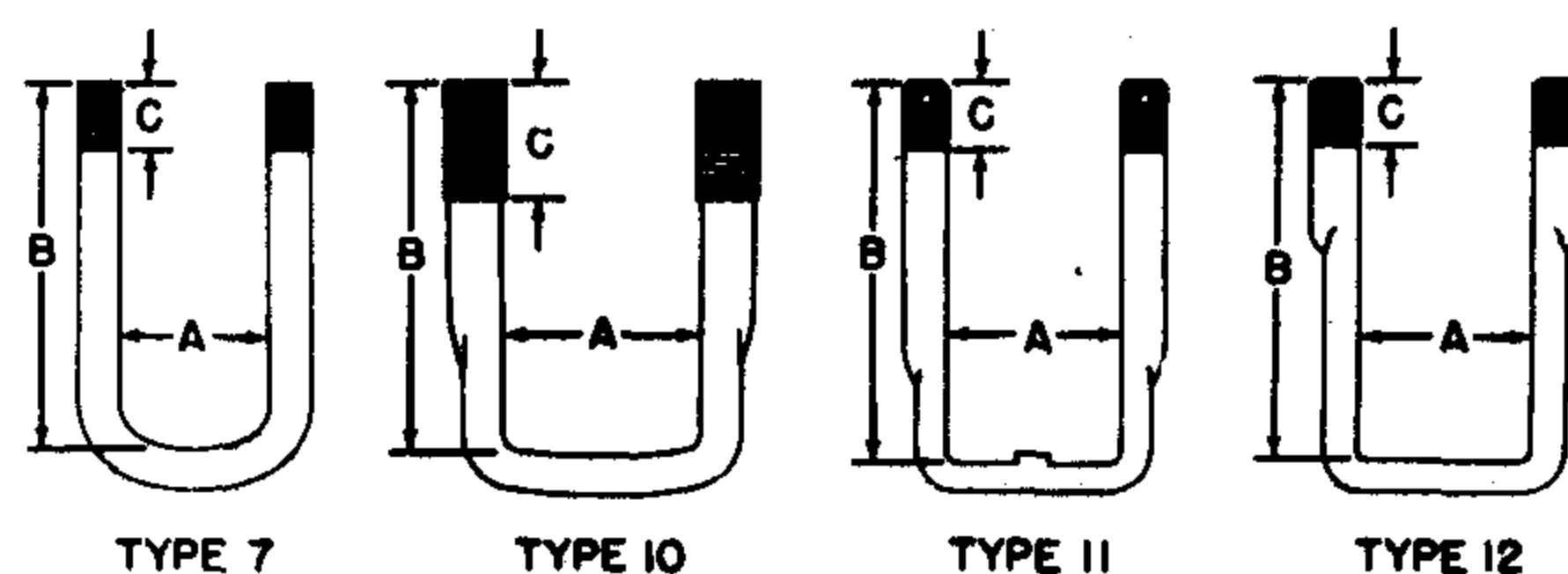
CHASSIS PARTS CATALOGUE

PART NUMBER	PART NAME	NO. REQ'D	MODEL	YEAR 19__
01T 5590-B	Leaf (auxiliary spring)			
BB 5591-B	Leaf (auxiliary spring)-replaced by BB-5588-A or B			
01T 5591-A	Leaf (auxiliary spring)			
01T 5591-B	Leaf (auxiliary spring)			
01T 5592-A	Leaf (auxiliary spring)			
01T 5592-B	Leaf (auxiliary spring)			
01T 5593-A	Leaf (auxiliary spring)			
BB 5594	Spacer (auxiliary to rear spring)-use with BB-5588-A or B & 01T-5588-A	2	Trucks except 122"	32-40
01T 5594-A	Spacer (auxiliary to spring)-use with 01T-5588-B	2	Trucks except 122"	40-47
11A 5599	Pad (rear spring anti squeak)	1	(Pass 1933-48)(Comm 1933-41) Refer to 59Y-5560-C	33-48
11A 5599	Pad (front spring anti squeak)	1	(Pass 1933-48)(Comm 1933-41) Refer to 59T-5310	33-48
+ AA 5600	Leaf (rear spring)		Refer to Rear Spring Leaf Chart	
01T 5600	Leaf (auxiliary spring)		Refer to 01T-5588-A	
01T 5601	Leaf (auxiliary spring)		Refer to 01T-5588-A	
+ AA 5602	Leaf (rear spring)		Refer to Rear Spring Leaf Chart	
+ AA 5603	Leaf (rear spring)		Refer to Rear Spring Leaf Chart	
+ AA 5604-A	Leaf (rear spring)		Refer to Rear Spring Leaf Chart	
AA 5604-B	Leaf (rear spring)		Refer to Rear Spring Leaf Chart	
AA 5605-B	Leaf (rear spring)		Refer to Rear Spring Leaf Chart	
+ AA 5606-A	Leaf (rear spring)		Refer to Rear Spring Leaf Chart	
+ AA 5606-B	Leaf (rear spring)		Refer to Rear Spring Leaf Chart	
+ AA 5607-A	Leaf (rear spring)		Refer to Rear Spring Leaf Chart	
+ AA 5607-B	Leaf (rear spring)		Refer to Rear Spring Leaf Chart	
+ AA 5611	Leaf (rear spring)		Refer to Rear Spring Leaf Chart	
+ AA 5613	Leaf (rear spring)		Refer to Rear Spring Leaf Chart	
A 5630	Kit (rear spring shackle)-consists of 4- Stud 8- A 5719 Bushing 4- Bar 8- 34370-S8 Locknut	1	Pass, Comm 1928-31 & 1935-40) (Trucks 1928-33)	28-40
A 5630	Kit (front spring shackle)-consists of 4- Stud 8- A 5719 Bushing 4- Bar 8- 34370-S8 Locknut	1	Trucks	30-34
B 5630-B	Kit (rear spring shackle)-consists of 4- Stud 4- A 5719 Bushing 4- Bushing 4- Bar 8- 34370-S8 Locknut	1	Pass	32-34
48 5630	Kit (rear spring shackle)-consists of 4-51A 5713 Stud 4-91A 5468 Bar 8- 34370-S8 Locknut	1	Pass, Comm	35-40
11A 5630-A	Kit (rear spring shackle)-consists of 4-11A 5468-A Bar 4-51A 5713 Stud 8- 34370-S8 Locknut	1	Pass	41
11A 5630-B	Kit (rear spring shackle)-consists of 4- Stud 8- A 5719 Bushing 4- Bar 8- 34370-S8 Locknut	1	Pass	41
21A 5630-A	Kit (rear spring shackle)-consists of 2-51A 5713 Stud 2-21A 5714-A Stud 4-21A 5719-A Bushing 4-21A 5468-D Bar 4- 34370-S8 Locknut 4- 34422-S Locknut	1	Pass	42-48
21A 5630-B	Kit (rear spring shackle)-consists of 4- Stud 4-21A 5719-B Bushing 4- A 5719 Bushing 4- 34370-S8 Locknut 4-21A 5468-E Bar 4- 34372-S7 Locknut	1	Pass	42-48
BB 5700-A	Bracket (auxiliary spring)	4	Trucks except 122"	32-39
01T 5700	Bracket (auxiliary spring)-use with 01T-5588-B	4	Trucks except 122"	40-47
	24389-S8 Bolt (auxiliary spring bracket to frame)-3/8"-24 x 1"	12 or 16	Trucks except 122"	32-47
	33800-S8 Nut-3/8"-24			
	34846-S Lockwasher-5/16"			
	60534-S Rivet-3/8" x 1 3/8"			

+ No Longer Supplied



CHASSIS PARTS CATALOGUE



REAR SPRING CLIP CHART

PART NUMBER	TYPE	A	B	C	THREAD SIZE	NO. REQD	MODEL	YEAR 19__	USE WITH SPRING
BB 5701-A	10	2.53"	7.93"	1.62"	3/4"-16	4	Trucks except 122"	32-39	BB-5560-A with Auxiliary Spring
BB 5701-B	10	2.53"	8.78"	1.62"	3/4"-16	4	Trucks except 122"	32-39	BB-5560-C with Auxiliary Spring
BB 5701-C	10	2.53"	7.37"	1.62"	3/4"-16	4	Trucks except 122"	32-39	BB-5560-B with Auxiliary Spring
61 5701	10	2.28"	5.15"	1.38"	5/8"-18	4	122" Truck	38-39	82Y-5560-A
82Y 5701	10	2.28"	5.56"	1.38"	5/8"-18	2	122" Truck	38-39	82Y-5560-A, C
01Y 5701-A	10	2.28"	7.78"	1.38"	5/8"-18	2	122" Except Panel Delivery	40-47	82Y-5560-A
01Y 5701-B	10	2.28"	8.36"	1.38"	5/8"-18	4	122" Except Panel Delivery	40-47	82Y-5560-B, C
21C 5701-A	10	2.04"	7.00"	1.20"	9/16"-18	4	Commercial	42-47	21C-5560-A, B
21C 5701-B	10	2.04"	7.30"	1.20"	9/16"-18	4	Commercial	42-47	21C-5560-C
01T 5702-C		--	--	--	----		Bolt (auxiliary spring tie)		Refer to 01T-5588-B
BB 5703		--	--	--	----		Clamp (auxiliary spring)		Refer to Rear Spring Clamp Chart
† AA 5705-A	12	2.28"	6.75"	.88"	5/8"-18	4	Trucks	28-29	AA-5560-B
† AA 5705-C	7	2.28"	7.62"	1.19"	5/8"-18	4	Trucks	30-31	AA-5560-B
† AA 5705-D	7	2.28"	6.62"	1.19"	5/8"-18	4	Trucks	30-31	AA-5560-C
B 5705-A	11	2.88"	4.19"	.88"	9/16"-18	2	Pass & Comm	28-41	A-5560-A, B, C, D, E, B-5560-A, B, C, D, 40-5560-A, F, 48-5560-A, B, C, 68-5560-A, B, C, D, 78-5560-A, B, C, 01A-5560-C, D, E
B 5705-B	11	2.88"	4.50"	.88"	9/16"-18	2	Pass & Comm	32-34	B-5560-E, 40-5560-K
BB 5705-A	10	2.53"	6.18"	1.62"	3/4"-16	4	Trucks except 122"	32-39	BB-5560-A
BB 5705-B	10	2.53"	5.56"	1.62"	3/4"-16	4	Trucks except 122"	32-39	BB-5560-B
BB 5705-C	10	2.53"	6.78"	1.62"	3/4"-16	2	Trucks except 122"	32-39	BB-5560-C

† No Longer Supplied



CHASSIS PARTS CATALOGUE

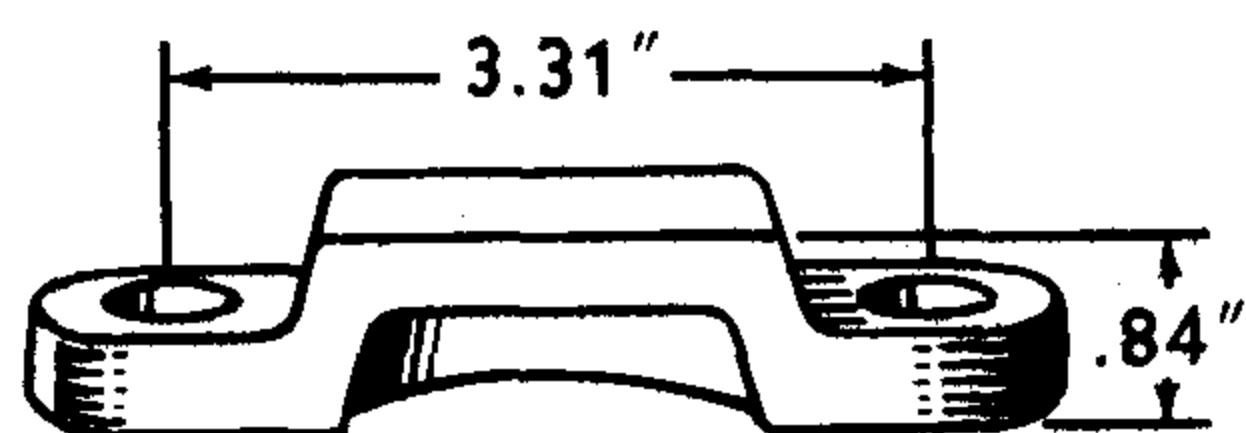
REAR SPRING CLIP CHART

PART NUMBER	TYPE	A	B	C	THREAD SIZE	NO. REQD.	MODEL	YEAR 19__	USE WITH SPRING
40 5705	11	2.88"	5.24"	.88"	9/16"-18	2	Pass	33-34	40-5560-A,B,D,E
78 5705-A	11	2.88"	4.88"	1.12"	9/16"-18	2	Pass & Comm	28-41	78-5560-D, 01A-5560-G
78 5705-B	11	2.88"	5.14"	1.12"	9/16"-18	2	Pass & Comm	28-37	78-5560-F
78 5705-C	11	2.88"	3.97"	1.12"	9/16"-18	2	Pass & Comm	28-41	78-5560-G, 01A-5560-B
01T 5705-A	10	2.53"	9.12"	1.62"	3/4"-16	4	Trucks except 122" & Panel Delivery"	40-47	01T-5560-A
01T 5705-B	10	2.53"	11.70"	1.62"	3/4"-16	4	Trucks except 122"	40	01T-5560-A with 01T-5588-A
01T 5705-C	10	2.53"	8.10"	1.62"	3/4"-16	4	134" 1 Ton Truck, 134" Panel Delivery	40-47	01T-5560-B
01T 5705-D	10	2.53"	9.75"	1.62"	3/4"-16	4	Trucks except 122" & Panel Delivery	40-47	01T-5560-C
01T 5705-E	10	2.53"	12.28"	1.62"	3/4"-16	4	Trucks except 122" & Panel Delivery	40-47	01T-5560-C with 01T-5588-A
01T 5705-F	10	2.53"	12.06"	1.62"	3/4"-16	4	Trucks except 122" & Panel Delivery	40-47	01T-5560-C with 01T-5588-B
01T 5705-G	10	2.53"	11.46"	1.62"	3/4"-16	4	Trucks except 122" & Panel Delivery	40-47	01T-5560-A with 01T-5588-B
11A 5705-A	11	2.32"	7.28"	1.00"	9/16"-18	2	Pass	41	19A-5560-A
11A 5705-C	11	2.32"	7.12"	1.00"	9/16"-18	2	Pass	41	19A-5560-C
11A 5705-E	11	2.32"	7.24"	.88"	9/16"-18	2	Pass	41	19A-5560-A, 19A-5560-D
11A 5705-J	11	2.32"	7.54"	.88"	9/16"-18	2	(Pass 1941-42) (Comm 1941)	41-42	19A-5560-C, 29A-5560-B
†11TS 5705-B	10	2.53"	10.38"	1.62"	3/4"-16	4	134" Panel	40-47	01T-5560-B with 01T-5588-B
21A 5705-A	11	2.32"	7.15"	.88"	9/16"-18	2	Pass	42	29A-5560-A
21A 5705-D	11	2.32"	8.46"	.88"	9/16"-18	2	Pass	42	29A-5560-E
51A 5705-A	11	2.32"	7.60"	.88"	9/16"-18	2	Pass	42-48	29A-5560-D, 51A-5560-B
51A 5705-B	11	2.32"	7.74"	.88"	9/16"-18	2	Pass	42-48	29A-5560-D, E, 51A-5560-C, 59A-5560-C
51A 5705-C	11	2.32"	7.40"	.88"	9/16"-18	2	Pass	41-48	19A-5560-B, 51A-5560-A, 59A-5560-A
51A 5705-D	11	2.32"	8.04"	.88"	9/16"-18	2	(Pass 1941-48) (Comm 1941)	41-48	19A-5560-D, 51A-5560-D, 59A-5560-C, 59A-5560-D
51A 5705-E	11	2.32"	8.75"	.88"	9/16"-18	2	(Pass 1941-48) (Comm 1941)	41-48	19A-5560-E, 51A-5560-E, 59A-5560-E

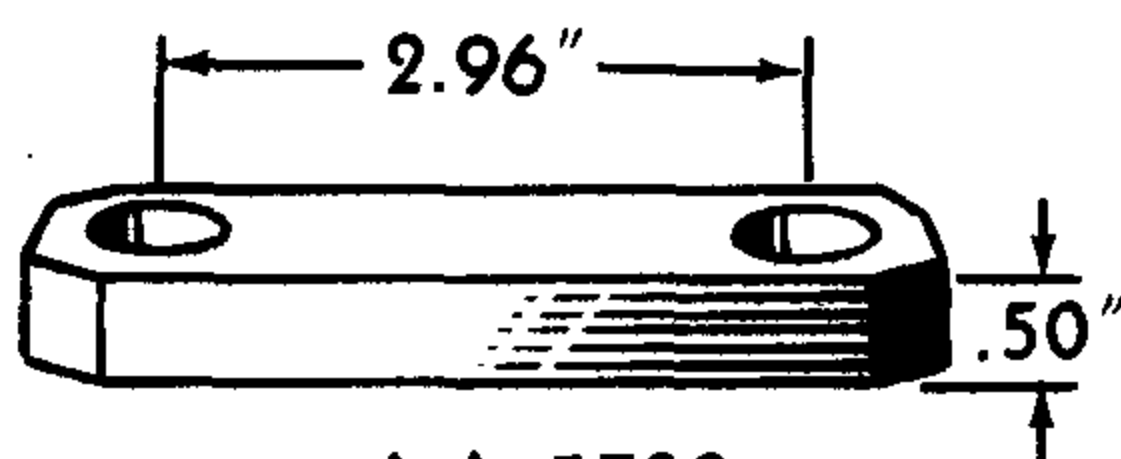
† No Longer Supplied

CHASSIS PARTS CATALOGUE

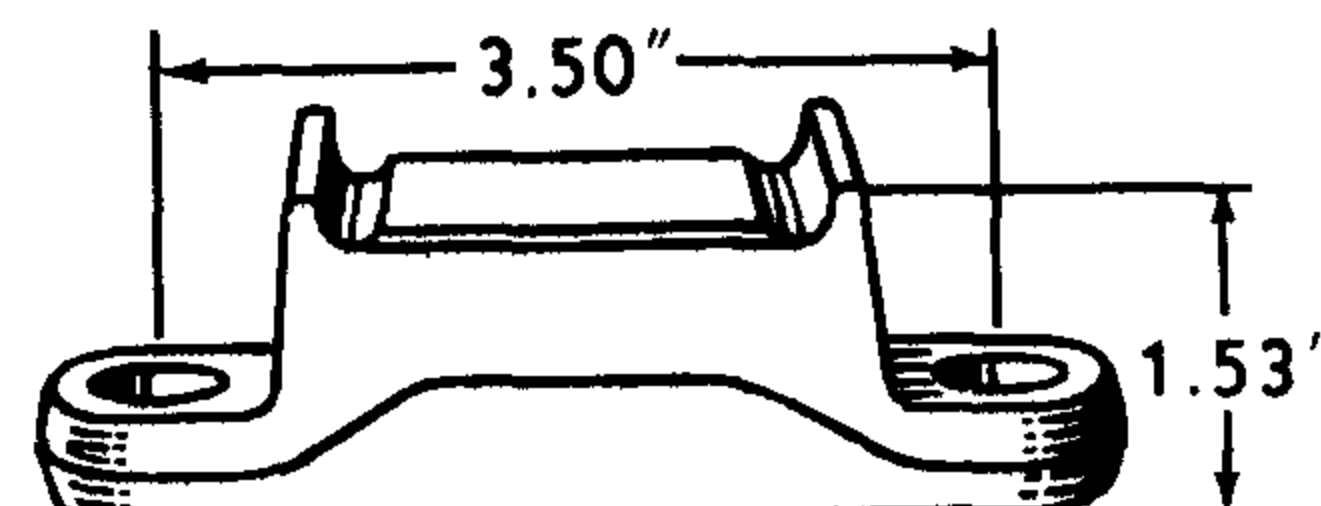
PART NUMBER	PART NAME	NO. REQ'D	MODEL	YEAR 19__
51A-5333	Nut (rear spring clip)-9/16"-18	4	(Pass 1928-48)(Comm 1928-41)	28-48
351505-S18	Washer (rear spring clip)-5/8"	4	Pass, Comm	35-42
AA-5456	Nut (rear spring clip)-5/8"-18- replaced by 33850-S2	4	Trucks	31
33850-S2	Nut (rear spring clip)-5/8"-18	4	Trucks	31
33871-S	Nut (rear spring clip)-5/8"-18	4	Trucks	28-31
34811-S2	Lockwasher-5/8"			
BB-5456	Nut (rear spring clip)-3/4"-16	8	Trucks except 122"	32-47
34813-S2	Lockwasher-3/4"			
†33870-S	Nut (rear spring clip)-9/16"-18	4	Comm	41-47
34810-S7-8	Lockwasher-9/16"			
†AA 5706-B	Spacer (rear spring clip bar)	2	Trucks	30-31



A-5708



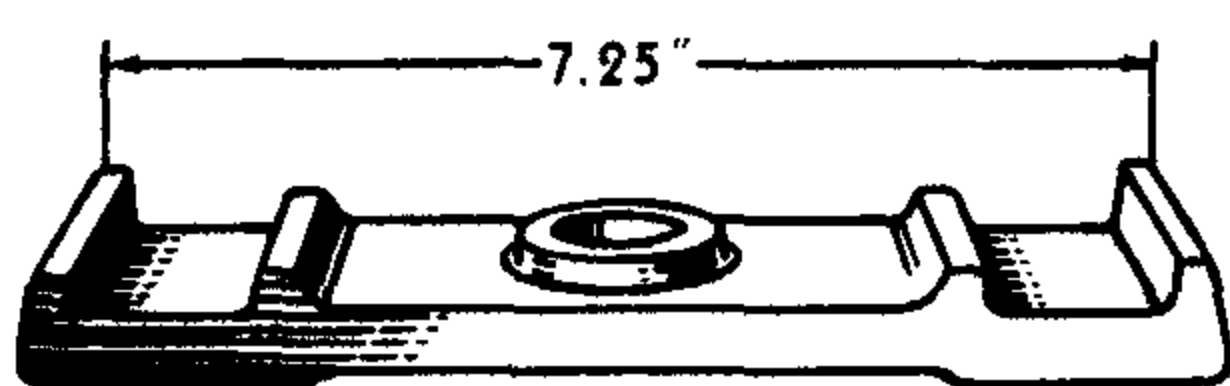
AA-5708



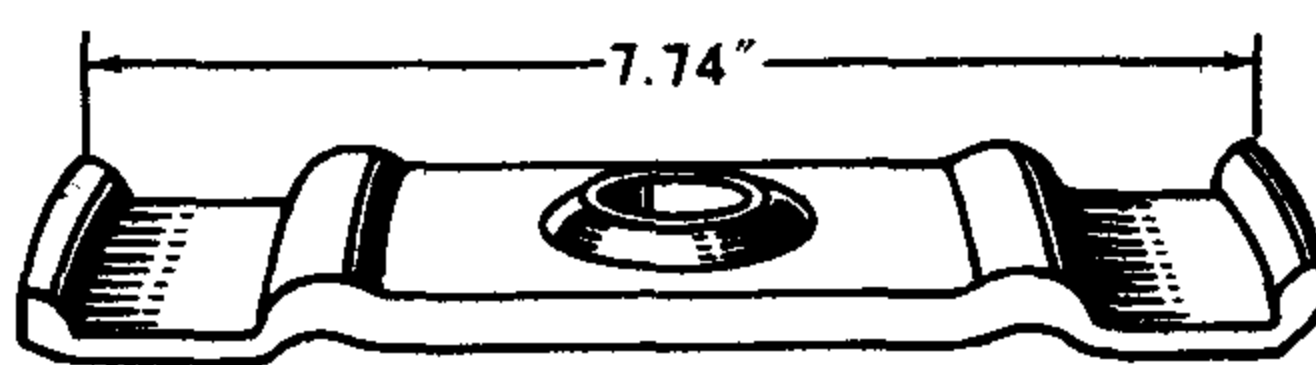
B-5708-C

P-139

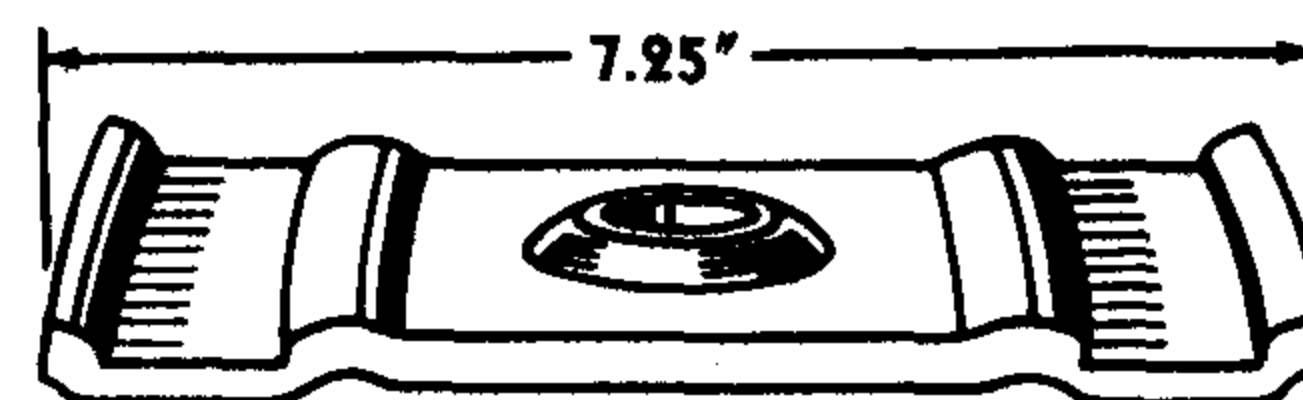
†A 5708	Bar (rear spring clip)	2	Pass	28-31
†AA 5708	Bar (rear spring clip)	4	Trucks	30-31
B 5708-C	Bar (rear spring clip)-replaced by B-5709-C	2	Pass, Comm	32-34



BB-5708-A

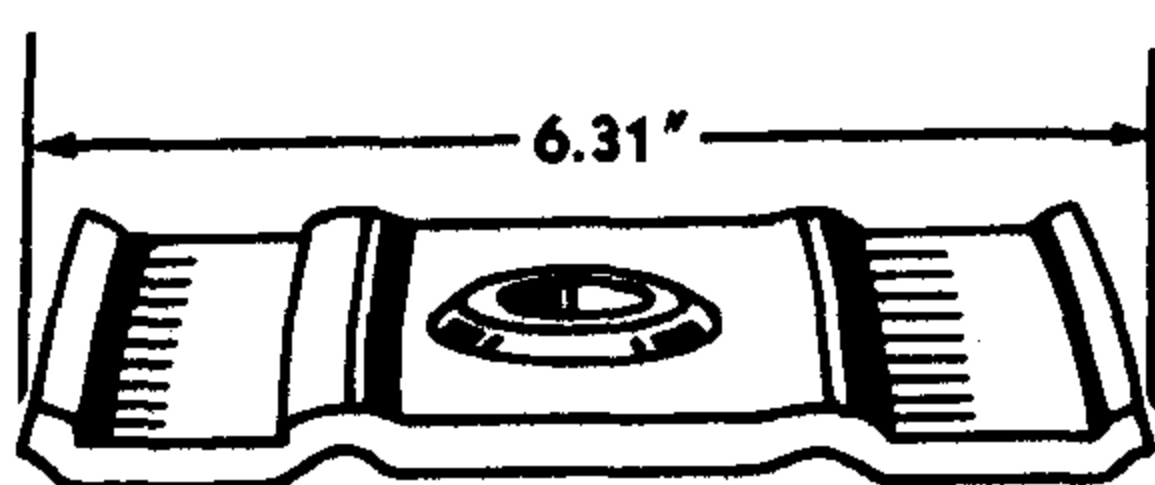


BB-5708-B

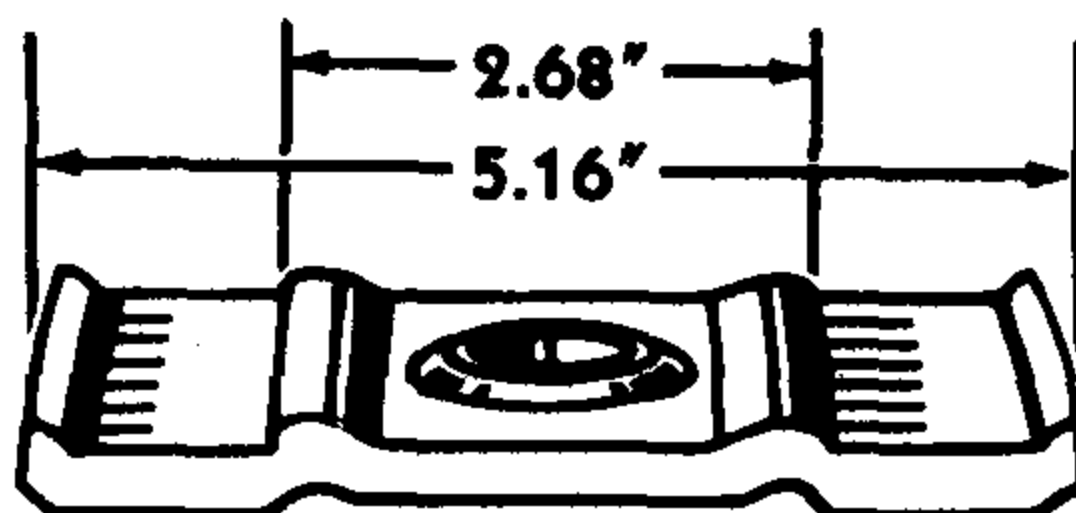


61-5708-A

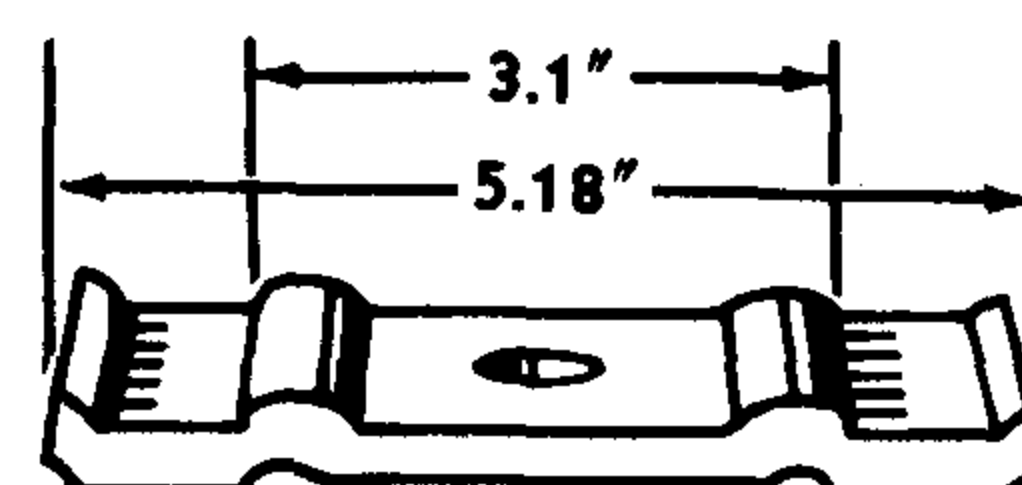
BB 5708-A	Plate (rear spring clip)-use with BB-5560-A and B	4	Trucks	32-34
BB 5708-B	Plate (rear spring clip)-use with BB-5588-A,B	2	Trucks with Full Floating Axle except 122"	34-39
61 5708-A	Plate (rear spring clip)	2	122" Truck	38-39



01T-5708-A

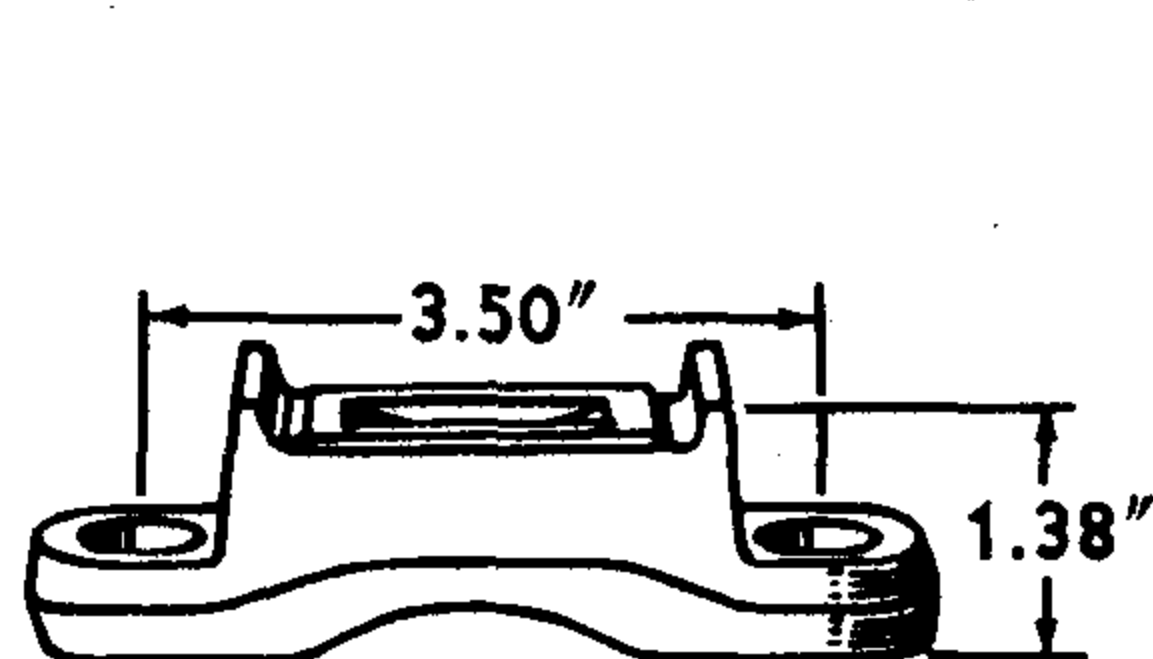


01Y-5708-A

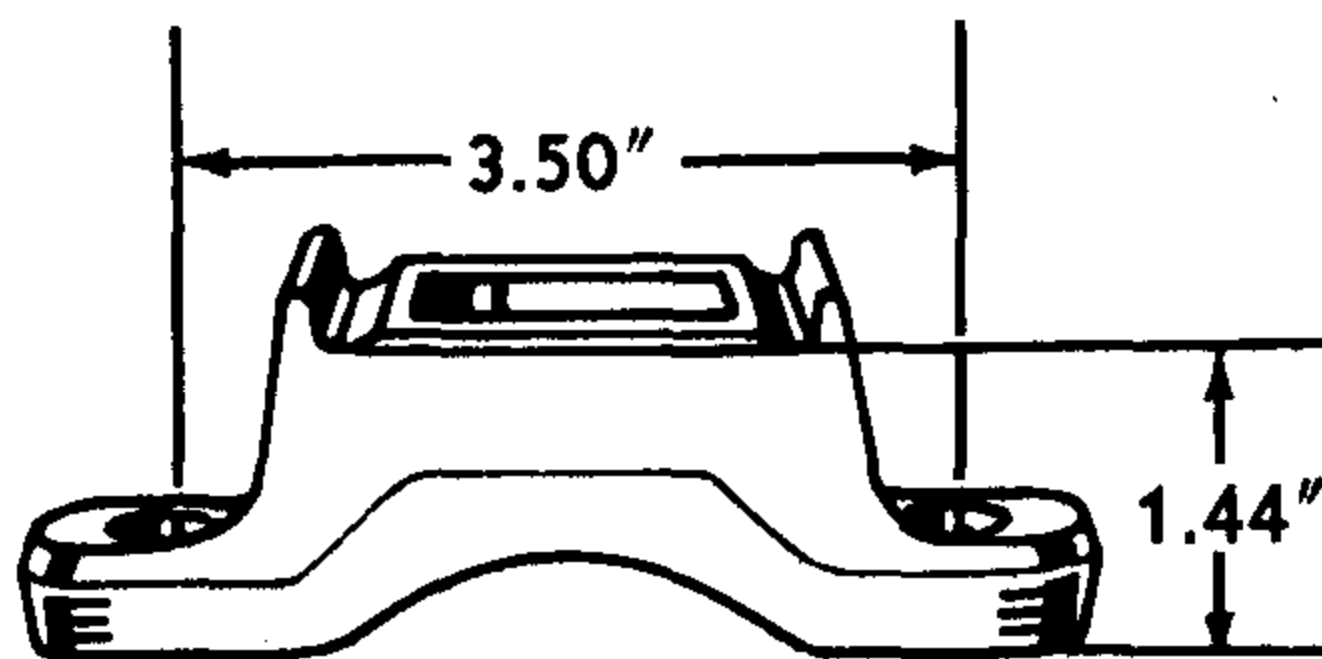


21C-5708

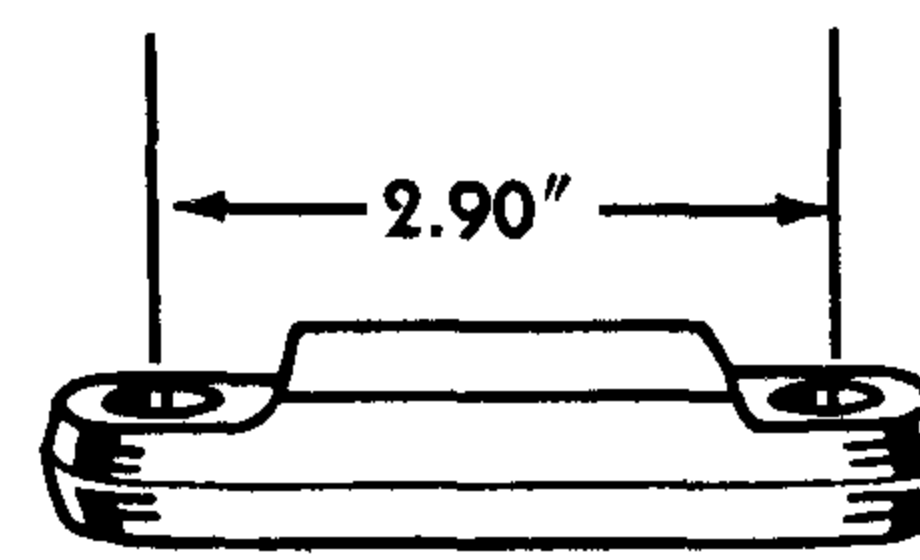
01T 5708-A	Plate (rear spring clip)	2	Trucks except 122"	40-47
01Y 5708-A	Plate (rear spring clip)	2	122" Truck	40-47
21C 5708	Plate (rear spring clip)	2	Comm	42-47



B-5709-C



01A-5709



11A-5709-B

P-443

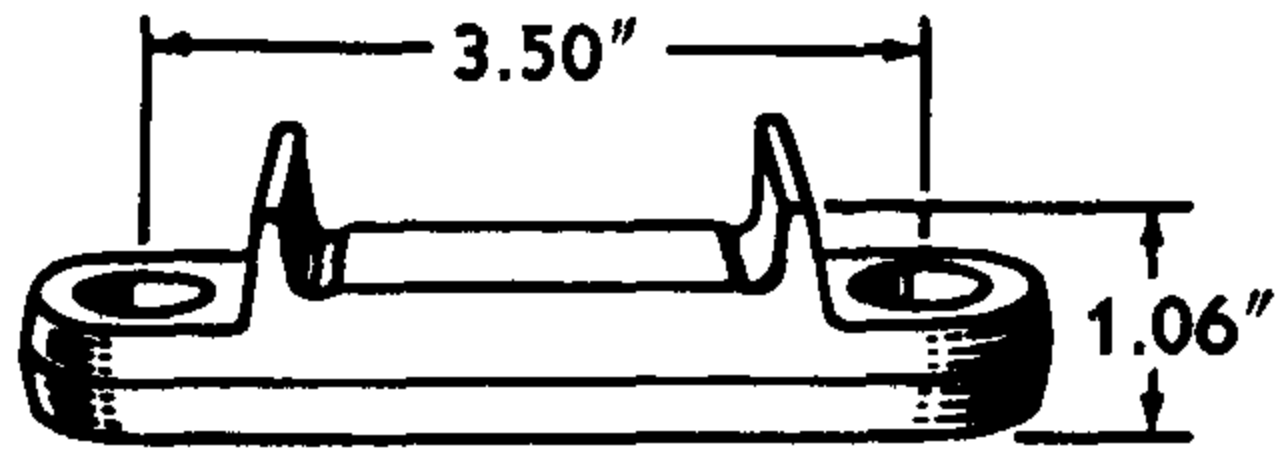
B 5709-C	Bar (rear spring clip)-use with B-5560-B,C,48-5560-A, 78-5560-A,B,G	2	Pass	28-40
01A 5709	Bar (rear spring clip)	2	01A77A,B (01A67A with 60 HP)	40
11A 5709-B	Bar (rear spring clip)	2	Pass	41-48

† No Longer Supplied

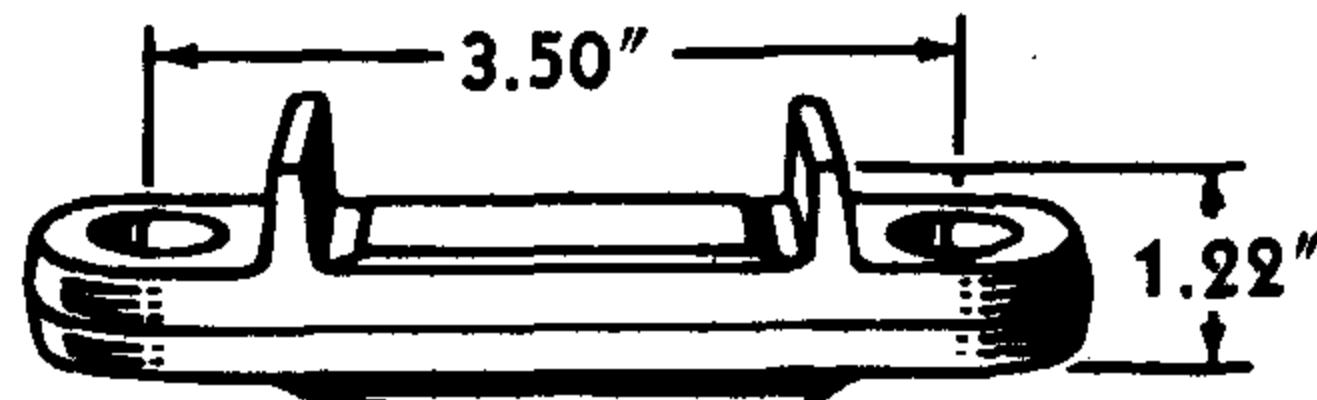


CHASSIS PARTS CATALOGUE

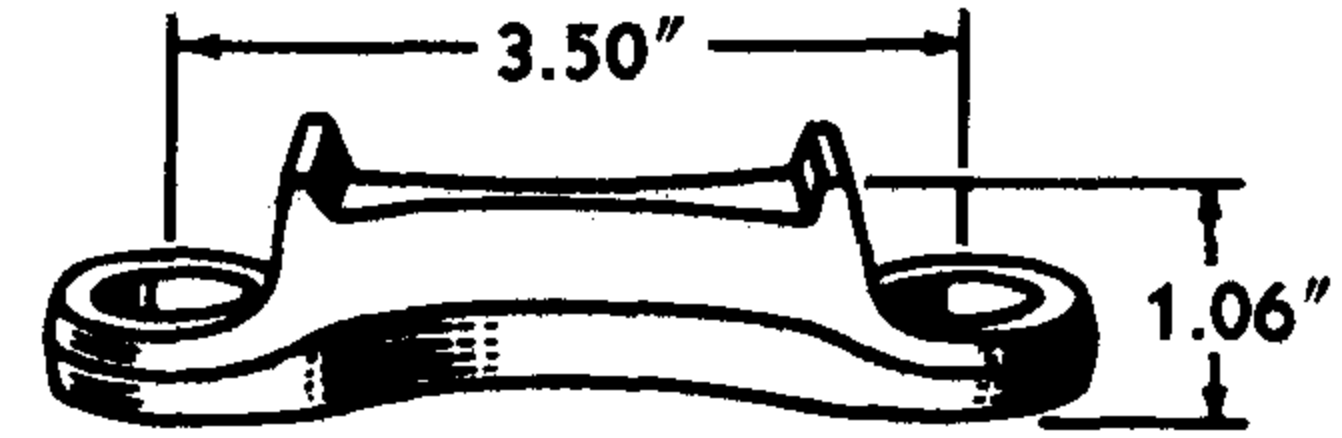
PART NUMBER	PART NAME	NO. REQ'D	MODEL	YEAR 19__
-------------	-----------	-----------	-------	--------------



B-5710-C



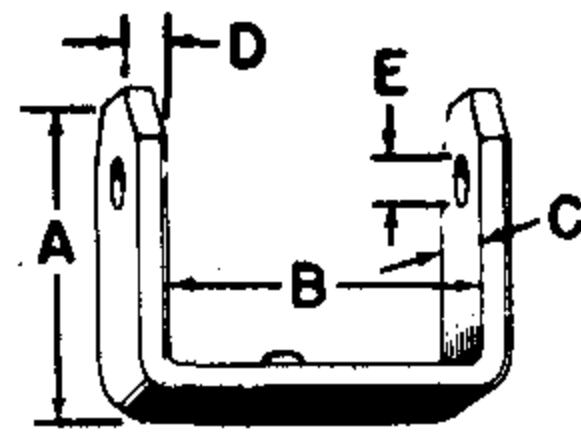
B-5711-B



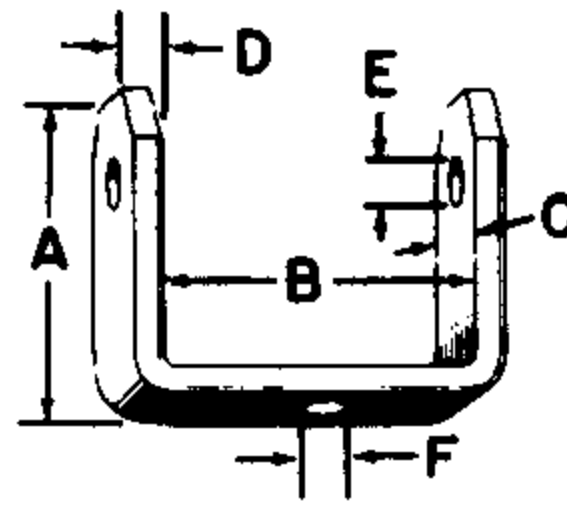
68-5712

P-444

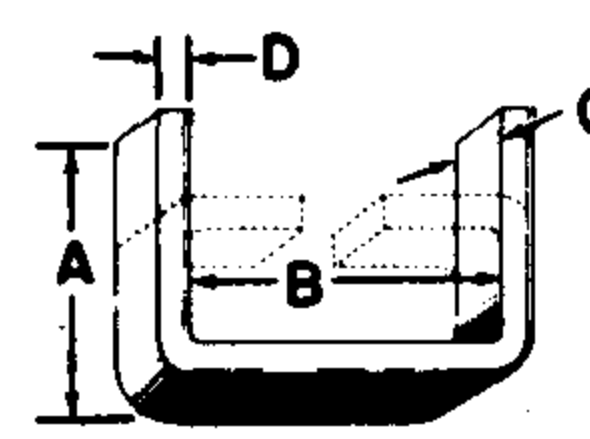
B 5710-C	Bar (rear spring clip)-use with 40-5560-A, F, 48-5560-C, 78-5560-C, D, E and F	2	Pass, Comm	33-37
B 5710-C	Bar (rear spring clip)-use with 78-5560-C, D	2	01C, 09C, 022C, 01A78, 79A, B, 11C, 11C, 11C, 11C	38-41
B 5711-B	Bar (rear spring clip)-use with B-5560-E, 48-5560-D on 790 type 50 chassis	2	(Pass, Comm 1932)(Pass 1935-36)(Comm 1935)	32-36
B 5711-B	Bar (rear spring clip)-use with 78-5560-C	2	Tudor, Fordor	40
68 5712	Bar (rear spring clip)-use with 78-5560-B and 48-5560-B	2	Pass, Comm	35-37
68 5712	Bar (rear spring clip)-use with 40-5560-B, D, E, H	2	(Pass 1932-36)(Comm 1932-35)	32-36
51A 5713	Stud assy (rear spring shackle)-upper-3.8" long-3/4" diameter	2	(Pass, Comm 1932-36)(Pass 1946-48)	32-48
51A 5713	Stud assy (rear spring shackle)-lower-3.8" long-3/4" diameter	2	Pass, Comm	35
51A 5713	Stud assy (rear spring shackle)-3.8" long-3/4" diameter	4	(Pass 1937-42)(Comm 1937-41)	37-42
	34370-S8 Locknut (rear spring shackle stud)-3/8"-24	4 or 8	(Pass 1932-48)(Comm 1932-41)	32-48
40 5714-A	Stud assy (rear spring shackle)-lower-4" long-7/8" diameter-drilled for cotter pin-replaced by 40-5714-B	2	(Pass, Comm 1932-34)(Pass, Comm 1936)	32-36
40 5714-B	Stud assy (rear spring shackle)-lower-3.8" long-7/8" diameter-not drilled for cotter pin	2	(Pass, Comm 1932-34)(Pass, Comm 1936)	32-36
	34370-S8 Locknut (rear spring shackle stud)-lower-3/8"-24	8	Pass, Comm	32-36
21A 5714-A	Stud (rear spring shackle)-lower-7/16"-20 x 4.28"	2	Pass	42-48
	34422-S2 Locknut (rear spring shackle stud)-lower-7/16"-20	4	Pass	42-48
BB 5715	Hanger (front spring)	2	Trucks (Refer to A-5465-A)	30-34
BB 5715	Hanger (rear spring)	2	(Pass, Comm 1928-31)(Trucks 1928-33)	28-33
	34031-S7 Nut-castle (rear spring hanger)-7/16"-20	4	Pass, Comm	28-31
	72016-S8 Cotter pin-3/32" x 3/4"			
	BB-5468-A Bar (rear spring hanger)	2	Pass, Comm	28-31
	353026-S7 Fitting (rear spring hanger lubricator)-drive	4	Pass, Comm	28-31
A 5719	Bushing (front spring shackle)-rubber-7/16" I.D.-1 1/2" long	4	Trucks	30-34
A 5719	Bushing (rear spring shackle)-rubber-7/16" I.D.-1 1/2" long	4	(Pass 1928-48)(Comm 1928-47)(Trucks 1928-33)	28-48
21A 5719-A	Bushing (rear spring shackle)-rubber-5/8" I.D.-1 13/32" long	4	Pass	42-48
21A 5719-B	Bushing (rear spring shackle)-rubber-5/8" I.D.-1 5/8" long	4	Pass	42-48
01T 5721-D	Bolt (rear spring tie)-3/8"-24 x 4 3/16"-replaced by 350600-S	2	(Comm 1942-47)(Trucks except 122" 1940-47) Refer to 59Y-5560-C	40-47

CHASSIS PARTS CATALOGUE


TYPE-1



TYPE-2



TYPE-4

REAR SPRING CLAMP CHART

PART NUMBER	TYPE	A	B	C	D	E	F	NO. REQ. PER SPRING	MODEL	YEAR 19__
BB 5703	4	2.12"	2.53"	1.00"	.25"	-	-	4	Trucks except 122"	32-47
AA 5724-D	1	3.62"	2.28"	.87"	.25"	.34"	-	2	Trucks	28-31
† AA 5724-E	1	3.46"	2.28"	.87"	.25"	.34"	-	2	Trucks	28-31
B 5724-A	1	1.82"	2.28"	.78"	.18"	.26"	-	2	Pass & Comm	28-34
B 5724-B	1	1.57"	2.28"	.78"	.18"	.26"	-	4	Pass & Comm	32
B 5724-C	1	1.92"	2.28"	.78"	.18"	.26"	-	2	Pass & Comm	32
BB 5724-A	1	2.00"	2.52"	1.00"	.25"	.40"	-	4	Trucks Except 122"	32-39
BB 5724-E	1	2.06"	2.52"	1.00"	.25"	.40"	-	4	Trucks Except 122"	33-39
BB 5724-G	1	3.12"	2.52"	1.00"	.25"	.40"	-	4	Trucks Except 122"	32-39
BB 5724-H	1	3.47"	2.52"	1.00"	.25"	.40"	-	4	Trucks Except 122"	32-39
BB 5724-J	1	3.62"	2.52"	1.00"	.25"	.40"	-	4	(Trucks 1933) (75 & 79-920, 950-1937) (134", 157" Trucks 1938-39)	33-39
40 5724	1	1.78"	2.28"	.75"	.18"	.26"	-	4	Pass	33-34
48 5724-A	2	1.72"	2.31"	.75"	.18"	.26"	.26"	2	(Pass 1935-42) (Comm 1935-41)	35-42
48 5724-B	2	1.74"	2.31"	.75"	.18"	.26"	.26"	2	Pass	35
48 5724-C	2	1.90"	2.31"	.75"	.18"	.26"	.26"	2	(Pass 1935-48) (Comm 1935-41)	35-48
48 5724-D	2	1.98"	2.31"	.75"	.18"	.26"	.26"	2	Pass & Comm	35-36
48 5724-E	2	2.24"	2.31"	.75"	.18"	.26"	.26"	2	(Pass 1935-42) (Comm 1935-41)	35-42
78 5724-A	2	2.11"	2.31"	.75"	.18"	.26"	.26"	2	(Pass 1937-48) (Comm 1937-41)	37-48
78 5724-B	2	1.44"	2.31"	.75"	.18"	.26"	.26"	2	(Pass 1937-42) (Comm 1937-41)	37-42
78 5724-C	2	2.45"	2.31"	.75"	.18"	.26"	.26"	2	(Pass 1937-48) (Comm 1937-41)	37-48
82Y 5724-A	1	1.77"	2.28"	1.00"	.25"	.40"	-	4	122" Truck	38-47
82Y 5724-B	1	3.11"	2.28"	1.00"	.25"	.40"	-	4	122" Truck - replaced by 82Y-5724-E	38-47
82Y 5724-C	1	3.03"	2.28"	1.00"	.25"	.40"	-	4	122" Truck	38-47
82Y 5724-D	1	1.85"	2.28"	1.00"	.25"	.40"	-	4	122" Truck Except Panel	40-47
82Y 5724-E	1	3.43"	2.28"	1.00"	.25"	.40"	-	4	122" Truck	38-47
82Y 5724-F	1	3.68"	2.28"	1.00"	.25"	.40"	-	2	122" Truck Except Panel	46-47
01T 5724-A	2	2.04"	2.52"	1.00"	.25"	.40"	.34"	4	Trucks Except 122" Panel Delivery	40-47
01T 5724-B	2	2.95"	2.52"	1.00"	.25"	.40"	.34"	4	Trucks Except 122" Panel Delivery	40-47
01T 5724-C	2	1.92"	2.52"	1.00"	.25"	.40"	.34"	4	134" Panel	40-47
01T 5724-D	2	2.52"	2.52"	1.00"	.25"	.40"	.34"	4	134" Panel	40-47
01T 5724-E	2	2.11"	2.52"	1.00"	.25"	.40"	.40"	4	Trucks Except 122" Panel Delivery	40-47
01T 5724-G	2	3.35"	2.52"	1.00"	.25"	.40"	.34"	4	Trucks Except 122" Panel Delivery	40-47
21C 5724-A	2	2.75"	2.03"	1.00"	.25"	.40"	.34"	4	Comm Except Panel Delivery	42-47
21C 5724-B	2	2.51"	2.03"	1.00"	.25"	.40"	.34"	4	Comm Panel Delivery	42-47

† No Longer Supplied



CHASSIS PARTS CATALOGUE

PART NUMBER	PART NAME	NO. REQ'D	MODEL	YEAR 19__
	21553-S8 Bolt (rear spring clamp)-1/4" - 20 x 3"	2	(Pass 1928-48)(Comm 1928-41)	28-48
	355405-S Bolt (rear spring clamp)-5/16" - 24 x 5 1/2"	4	Trucks	28-31
	355311-S Bolt (rear spring clamp)-1/4" - 20 x 3"	4	Trucks	32-34
	355521-S Bolt (rear spring clamp)-3/8" - 24 x 7"	4 or 8 4	Trucks Comm	38-47 42-47
	33795-S7 Nut-1/4"-20			
	33798-S8 Nut-5/16"-24			
	33925-S7 Nut-3/8"-24			
	60345-S Rivet-1/4" x 7/16"	2	(Pass 1936-48)(Comm 1936-41)	36-48
	60402-S Rivet (rear spring clamp)-5/16" x 11/16"	8	Trucks except 122"	40-47
+59T 5731	Spacer (front spring clamp)-use with 59T-5310	8	Trucks except 122" & COE	42-47
11A 5769	Spacer (rear spring)-use before change in rear cross member to increase height 1"			41
+61 5770	Cushion (rear spring seat)	2	122" Truck	38-39
AA 5775-A	Bracket (rear spring front shackle)	2	131 1/2" Truck, 157" Truck with tapered frame	28-31
AA 5775-B	Bracket (rear spring front shackle)	2	157" Truck with straight frame	31
	60498-S Rivet-3/8" x 1 1/8"	8	Trucks	28-31
51 5775	Bracket (rear spring shackle)-rear-use when spare wheel is mounted at rear of frame	2	Trucks	32-37
81T 5775	Bracket (rear spring shackle)-rear	2	Trucks except 122"	38-39
82Y 5775	Bracket (rear spring shackle)-rear	2	122" Truck	38-47
01T 5775	Bracket (rear spring shackle)	4	Trucks except 122"	40-47
21C 5775-A	Bracket (rear spring shackle)	4	Comm	42-47
+ AA 5776-A	Shackle assy (rear spring)-RH	1	Trucks	28-31
AA 5776-B	Shackle assy (rear spring)-RH-6 5/8" long	1	Trucks	28-31
BB 5776	Shackle (rear spring)-LH rear-RH front	2	Trucks except 122"	32-39
82Y 5776-B	Shackle (rear spring)-RH-replaced by 1 each 59Y-5776 and 59Y-5780	1	122" Truck	38-45
21C 5776	Shackle (rear spring)	2	Comm	42-47
59Y 5776	Shackle (rear spring)	2	122" Truck	46-47
+AA 5777-A	Shackle assy (rear spring)-LH	1	Trucks	28-31
AA 5777-B	Shackle assy (rear spring)-LH-6 5/8" long	1	Trucks	28-31
	+353046-S7 Fitting (lubricator)	2	Trucks	28-31
BB 5777	Shackle (rear spring)-RH rear-LH front	2	Trucks except 122"	32-39
	353047-A-S7 Fitting (lubricator)-rear end	4	Trucks except 122"	32-47
	353031-A-S7 Fitting (lubricator)-front end	4	Trucks except 122"	32-47
82Y 5777-B	Shackle (rear spring)-LH-replaced by 1 each 59Y-5776 and 59Y-5780	1	122" Truck	38-45
01T 5777	Shackle (rear spring)	2	Trucks except 122"	40-47
AA 5780-A	Bolt (rear spring shackle)-hex head-3/4"-16 x 4 3/16"-shoulder 1" diameter x 3 13/32" long	4	Trucks	28-31
BB 5780-A	Bolt (rear spring seat and shackle)-3/4"-16-overall length 4.60"	4	Trucks except 122"	32-39
	351127-S Nut-castle (rear spring shackle bracket)-3/4"-16	4	Trucks except 122"	28-42
	72053-S Cotter pin-1/8" x 1 1/4"	2	Trucks except 122"	28-42
01T 5780	Pin (rear spring shackle)-4.28" long	6	Trucks except 122"	38-47
21C 5780	Pin (rear spring shackle)-3.5" long	6	Comm	42-47
	353027-AS7 Fitting (shackle pin lubricator)	4	Comm	42-47
	353031-AS7 Fitting (shackle pin lubricator)	2	Comm	42-47

† No Longer Supplied



CHASSIS PARTS CATALOGUE

PART NUMBER	PART NAME	NO. REQ'D	MODEL	YEAR 19__
59Y 5780	Pin (rear spring shackle)-3.9" long	6	122" Truck	38-47
AA 5781-A	Bushing (rear spring No. 1 leaf)-1" I.D. x 1.25" O.D. x 2.22" long	4	Trucks	28-31
21C 5781-A	Bushing (rear spring)-3/4" I.D.-1" O.D.-1.96" long	4	Comm	42-47
21C 5781-A	Bushing (front spring)-3/4" I.D.-1" O.D.-1.96" long	4	Trucks except 122" & COE Refer to 21T-5310-B	42-47
21T 5781-A	Bushing (rear spring)-1" I.D.- 1 1/4" O.D.-2 15/32" long	4	Trucks except 122"	32-47
59Y 5781-A	Bushing (rear spring)-3/4" I.D.-1" O.D.-2.22" long-use with 82Y-5560-A,B,C & 59Y-5560-A,B,C	4	122" Truck	38-47
59Y 5781-A	Bushing (front spring)-3/4" I.D.-1" O.D.-2.22" long	4	COE (Refer to 21W-5310-B)	42-47
AA 5782	Lock (rear spring upper shackle bolt)	2	Trucks	28-31
BB 5782	Lock (rear spring upper shackle bolt)	4	Trucks	32-37
81T 5782	Pin (spring shackle pin locking)-3/8"-24 x 2.2"	6	Trucks (2 reqd. 122" Shackle End)	38-47
82Y 5782	Pin (spring shackle pin locking)-3/8"-24 x 1.74"	4 or 6	(Comm 1942-47) (122" Truck 1938-47)	38-47
	33800-S8 Nut (locking pin)-3/8"-24			
	34847-S8 Lockwasher-3/8"			
†B 5783	Bumper (rear axle)	2	Pass, Comm	32
BB 5783-A	Bumper (rear axle)	2	Trucks	28-47
40 5783	Bumper (rear axle)	2	Pass, Comm	33-34
	11A-3020-A Bumper (rear axle)	2	Pass, Comm	35-48
	24369-S8 Bolt (rear axle bumper to frame)-3/8"-24 x 7/8"	2	Pass, Comm	35-41
	23453-S2 Bolt (rear axle bumper to frame)-5/16"-18 x 1 3/8"	3 or 4	Trucks	28-47
	Bolt (rear axle bumper to frame and muffler bracket) -5/16"-18 x 1 3/8"	1	Trucks	35-42
	33797-S2 Nut-5/16"-18			
	34846-S2 Lockwasher-5/16"			
	11A-3022 Base (rear axle bumper)	2	(Pass 1942-48)(Comm 1942-47)	42-48
	24523-S8 Bolt (rear axle bumper to frame)-3/8"-24 x 2"	2	Pass, Comm	42-48
	33800-S8 Nut-3/8"-24			
	34847-S8 Lockwasher-3/8"			
BB 5784	Washer (rear axle insulator)-1.25" long-.75" wide-.16" thick with .34" square hole	4	Trucks	28-47
†AA 5785-A	Bracket (rear spring pivot)	2	Trucks	28-29
	351127-S Nut-castle (rear spring bracket)-3/4"-16	2	Trucks	28-29
	72053-S Cotter pin-1/8" x 1 1/4"			
†AA 5785-B	Bracket (rear spring pivot)-157" wheelbase with tapered frame	2	131 1/2" Truck	28-31
AA 5785-C	Bracket (rear spring pivot)-with straight frame	2	157" Truck	31
	351151-S Nut castle (rear spring bracket)-7/8"-14	2	Trucks	28-31
	72072-S Cotter pin-5/32" x 1 1/2"			
BB 5785	Bracket (rear spring shackle)-front	2	Trucks	32-37
81T 5785	Bracket (rear spring shackle)-front	2	Trucks except 122"	38-39
82Y 5785	Bracket (rear spring shackle)-front	2	122" Truck	38-39
01Y 5785	Bracket (rear spring)-front	2	122" Truck	40-47

† No Longer Supplied



CHASSIS PARTS CATALOGUE

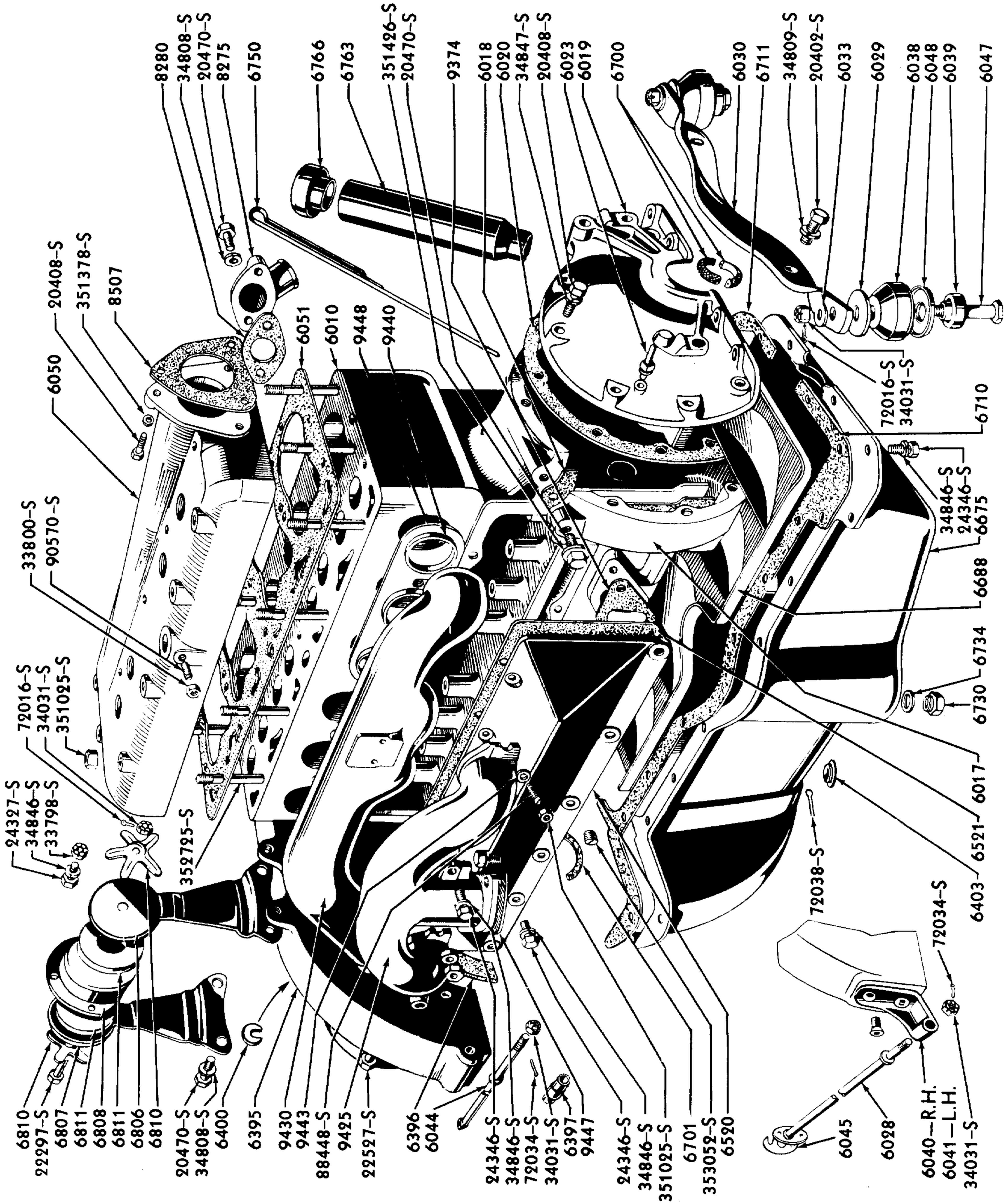
PART NUMBER	PART NAME	NO. REQ'D	MODEL	YEAR 19__
BB 5786	Washer (rear spring shackle bolt lock)-1" I.D.-has 5 ears 3/8" wide	4	Trucks	32-37
AA 5788-D	Seat assy (rear spring pivot)	2	Trucks	28-31
	353031-A-S7 Fitting (lubricator)	2	Trucks	28-31
	†A-22410 Washer-5/8"	2	Trucks	28-31
AA 5790-A	Bushing (rear spring pivot seat)-1.5" I.D.-1.75" O.D. -2.24" long	2	Trucks	28-29
AA 5790-C	Bushing (rear spring pivot seat)-with oil grooves- 1.5" I.D.-1.63" O.D.-2.12" long	4	Trucks	28-31
BB 5791-A	Bushing (rear spring shackle)-1" I.D.-1 1/8" O.D.- 1" long	8	Trucks	28-39
		4	Trucks except 122"	40-47
61 5791-A	Bushing (rear spring shackle)-3/4" I.D.-7/8" O.D.- 1" long	4	122" Truck	38-47
21C 5791-A	Bushing (rear spring shackle)-3/4" I.D.-7/8" O.D.- 1.95" long	2	Comm	42-47
21C 5791-A	Bushing (front spring shackle)-3/4" I.D.-7/8" O.D.- 1.95" long	2	Trucks except 122" & COE Refer to 21T-5337	42-47
AA 5792-A	Seat assy (rear spring)-RH	1	Trucks	28-29
†AA 5792-B	Seat assy (rear spring)-RH-157" wheel base with tapered frame	1	131 1/2" Truck	28-31
AA 5792-C	Seat assy (rear spring)-with straight frame	2	157" Truck	31
BB 5792-A	Seat assy (rear spring)	2	Trucks	32-34
BB 5792-B	Seat assy (rear spring)	2	Trucks with Full Floating Axle except 122"	34-39
61 5792	Seat assy (rear spring)	2	122" Truck	38-39
	350707-S Bolt (rear spring seat)-9/16"- 18 x 2"	4	(Trucks 1932-39) (122" Truck 1938-39)	32-39
	34810-S7-8 Lockwasher-9/16"			
	353047-A-S7 Fitting (lubricator)	4	122" Truck	38-39
†AA 5793-A	Seat assy (rear spring)-LH	1	Trucks	28-29
†AA 5793-B	Seat assy (rear spring)-LH-157" wheelbase with tapered frame	1	131 1/2" Truck	28-31
	22026-S Bolt (rear spring seat) -9/16" - 18 x 3"	4	Trucks	28-31
	33848-S7 Nut-9/16"-18			
	34810-S7-8 Lockwasher-9/16"			
	†353046-S7 Fitting (lubricator)	2	Trucks	28-31
01T 5796-C	Cap (rear spring seat)	2	Trucks except 122"	40-47
01Y 5796	Cap (rear spring seat)	2	122" Truck	40-47
21C 5796	Cap (rear spring seat)-RH	1	Comm	42-47
●21T 5796	Cap (rear spring seat)-RH-use with shock absorbers	1	Trucks except 122"	42-47
59T 5796	Cap (rear spring seat)-RH-use with shock absorbers	1	Trucks except 122"	45-47
●59T 5796M-A	Cap (rear spring seat)-use without shock absorbers Ⓢ 21654	2	Trucks except 122"	45-47
21C 5797	Cap (rear spring seat)-LH	1	Comm	42-47
●21T 5797	Cap (rear spring seat)-LH-use with shock absorbers	1	Trucks except 122"	42-47
59T 5797	Cap (rear spring seat)-LH-use with shock absorbers	1	Trucks except 122"	45-47
AA 5798	Pin (rear spring seat lock)-7/16"-20 x 2 3/8"	2	Trucks	28-31
	33802-S8 Nut (rear spring lock pin)-7/16" -20	2	Trucks	28-31
	34808-S8 Lockwasher-7/16"			
AA 5799	Pin (rear spring seat)-3 3/4" long-1" diameter	2	Trucks	28-31

● Two Speed Axle

† No Longer Supplied



CHASSIS PARTS CATALOGUE



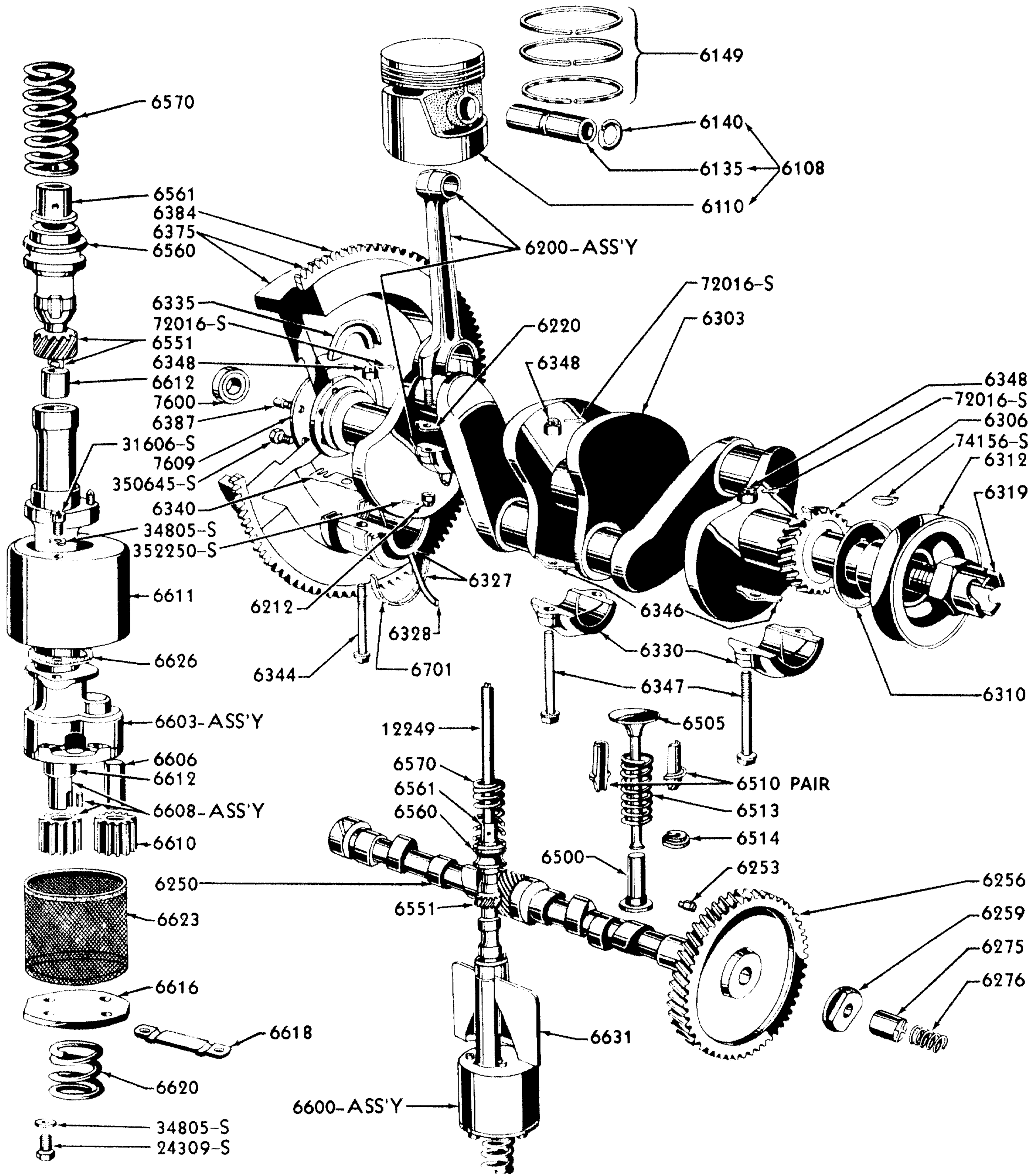
P-81

1932-34 4 CYLINDER ENGINE

Basic numbers only shown on illustration. Order by Part Numbers shown in list of parts.

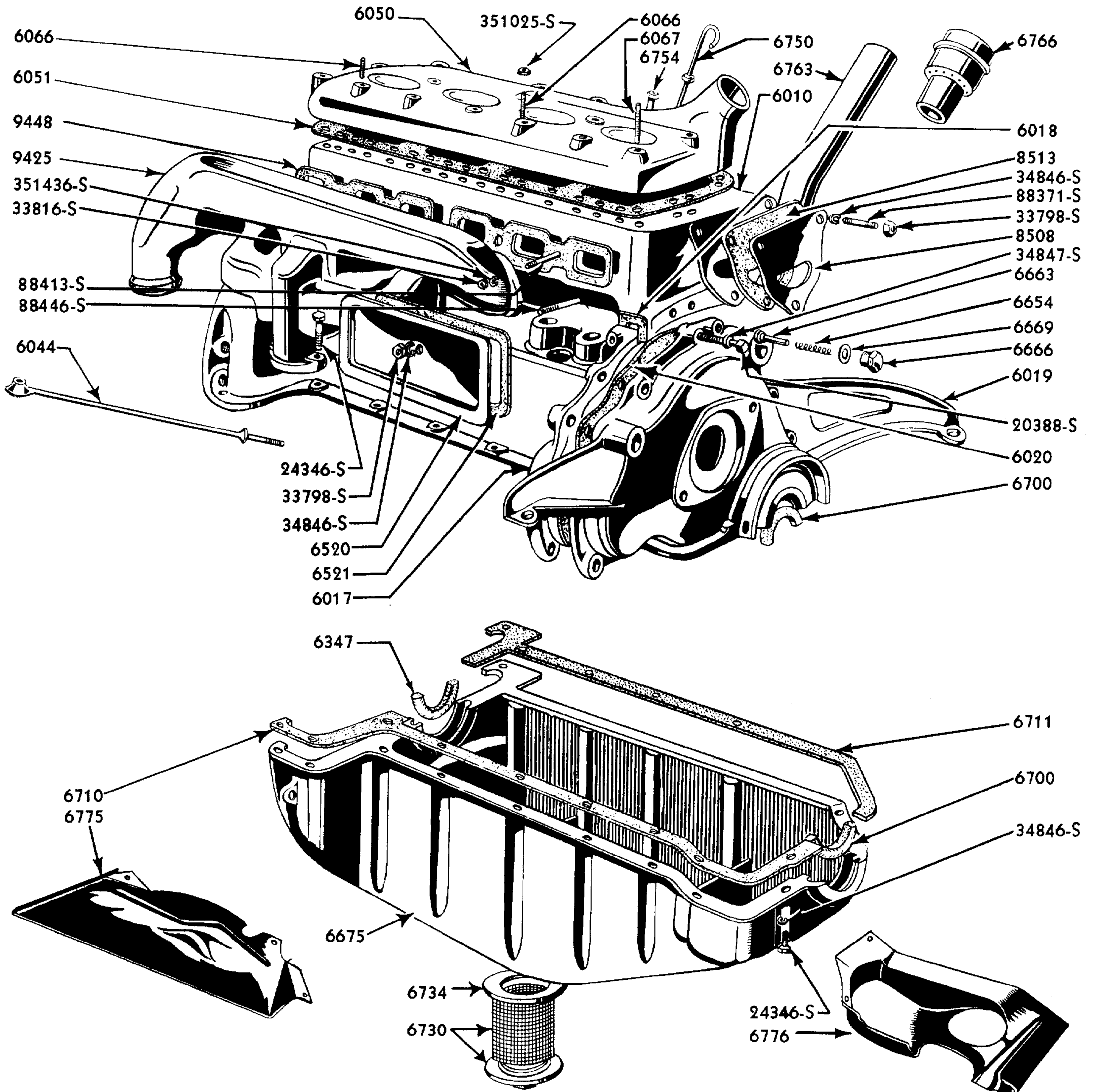


CHASSIS PARTS CATALOGUE



1932-34 4 CYLINDER ENGINE

Basic numbers only shown on illustration. Order by Part Numbers shown in list of parts.



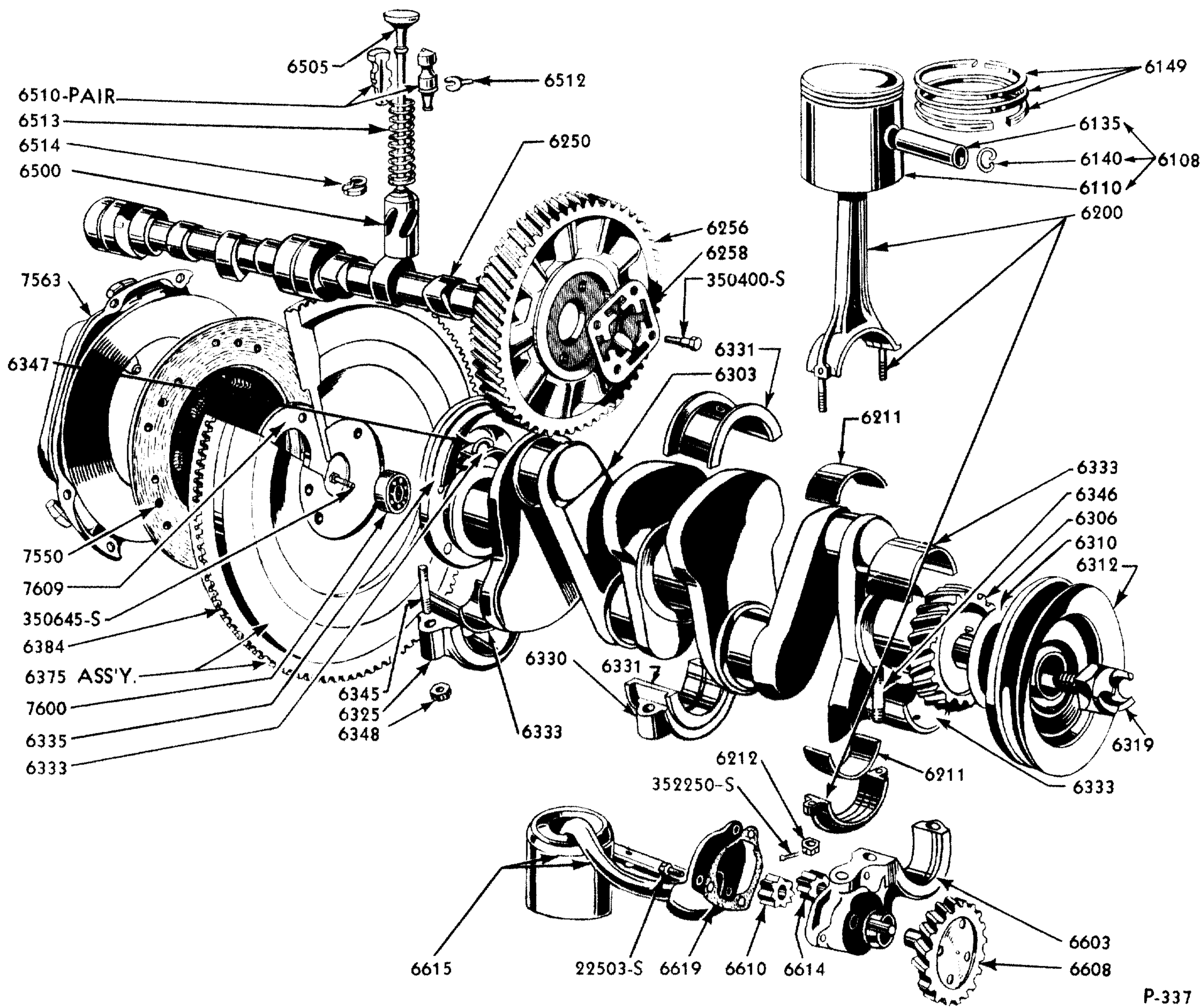
P-336

1941-42 4 CYLINDER ENGINE

Basic numbers only shown on illustration. Order by Part Numbers shown in list of parts.



CHASSIS PARTS CATALOGUE



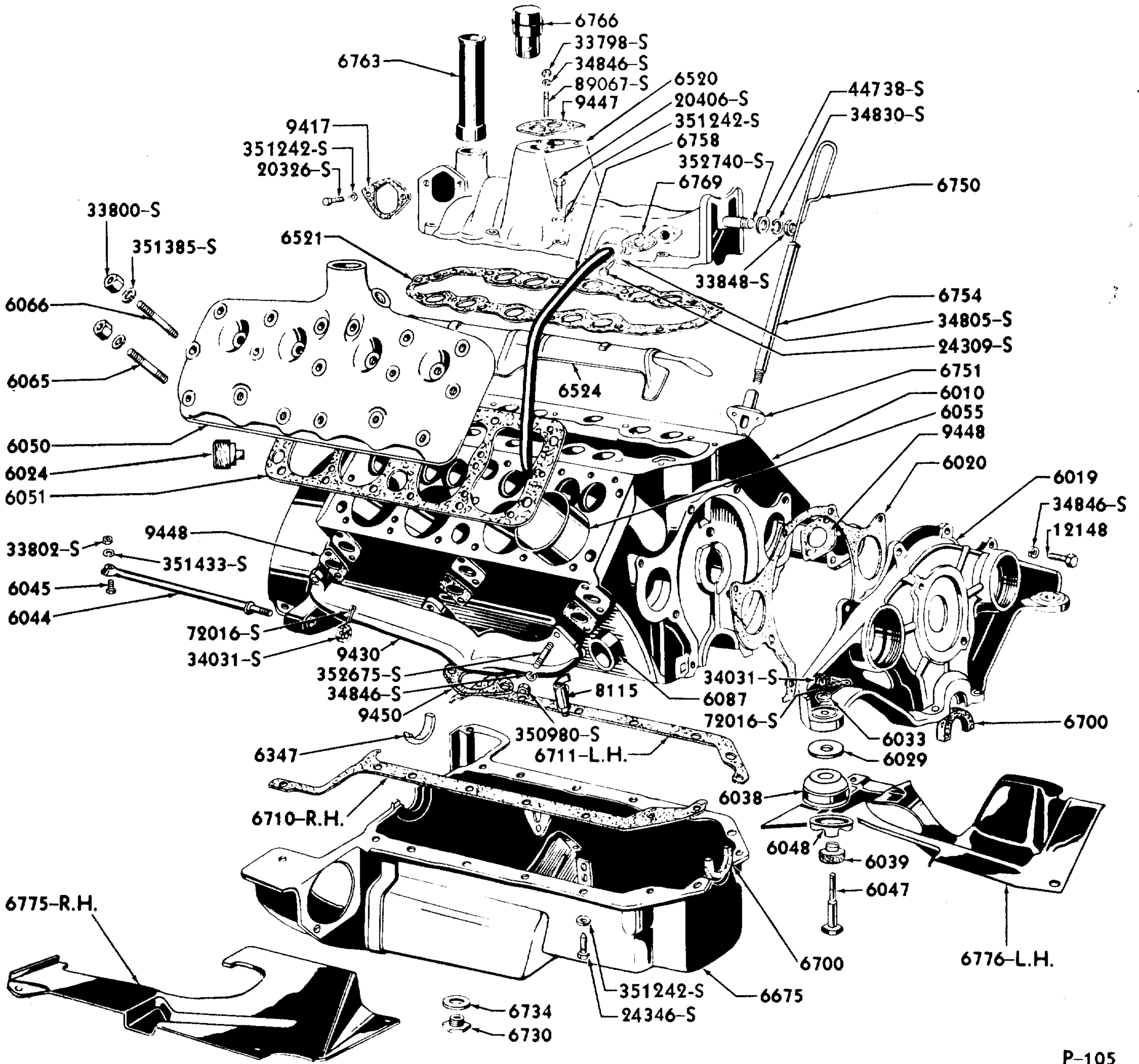
P-337

1941-42 4 CYLINDER ENGINE

Basic numbers only shown on illustration. Order by Part Numbers shown in list of parts.

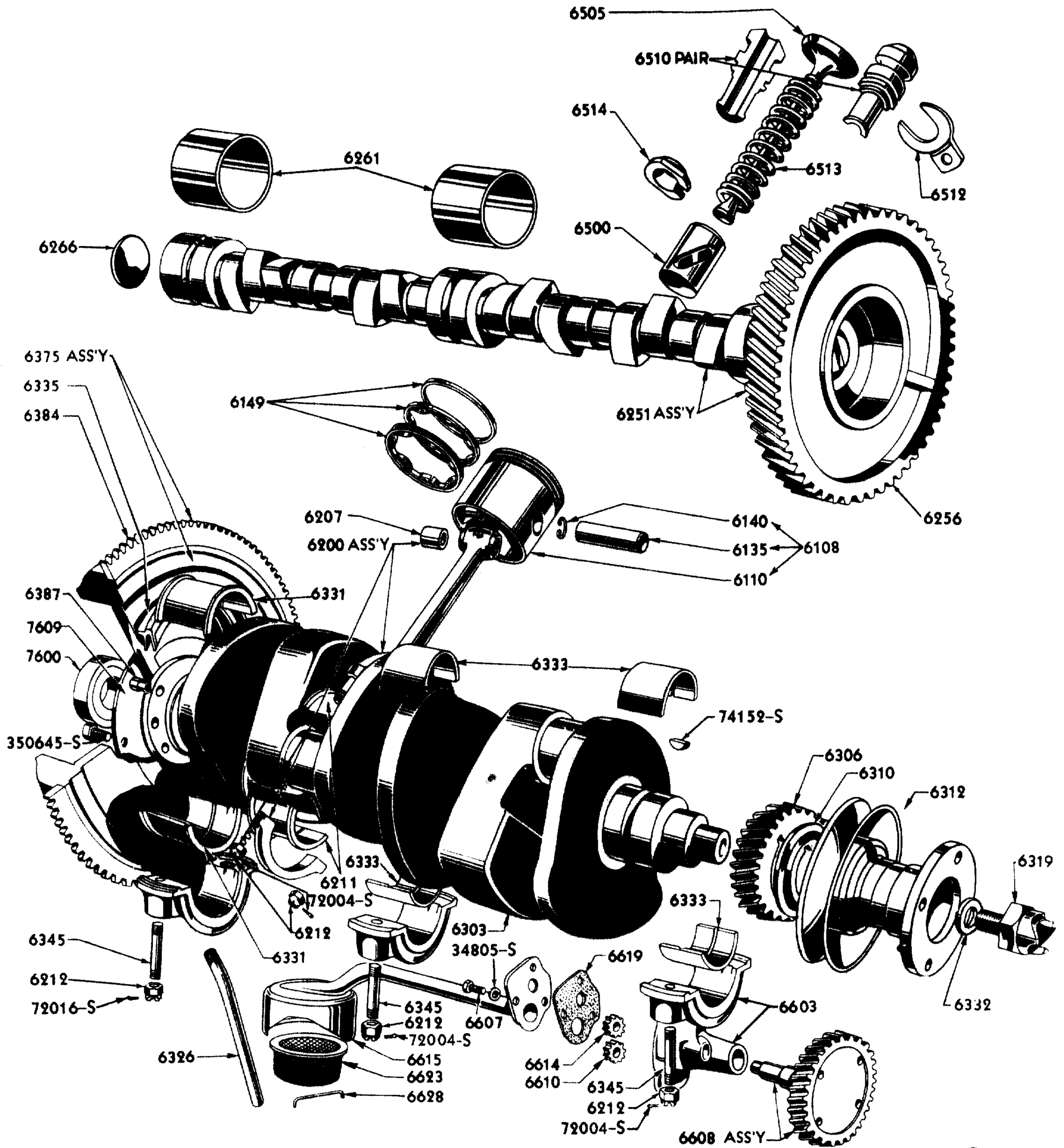


CHASSIS PARTS CATALOGUE



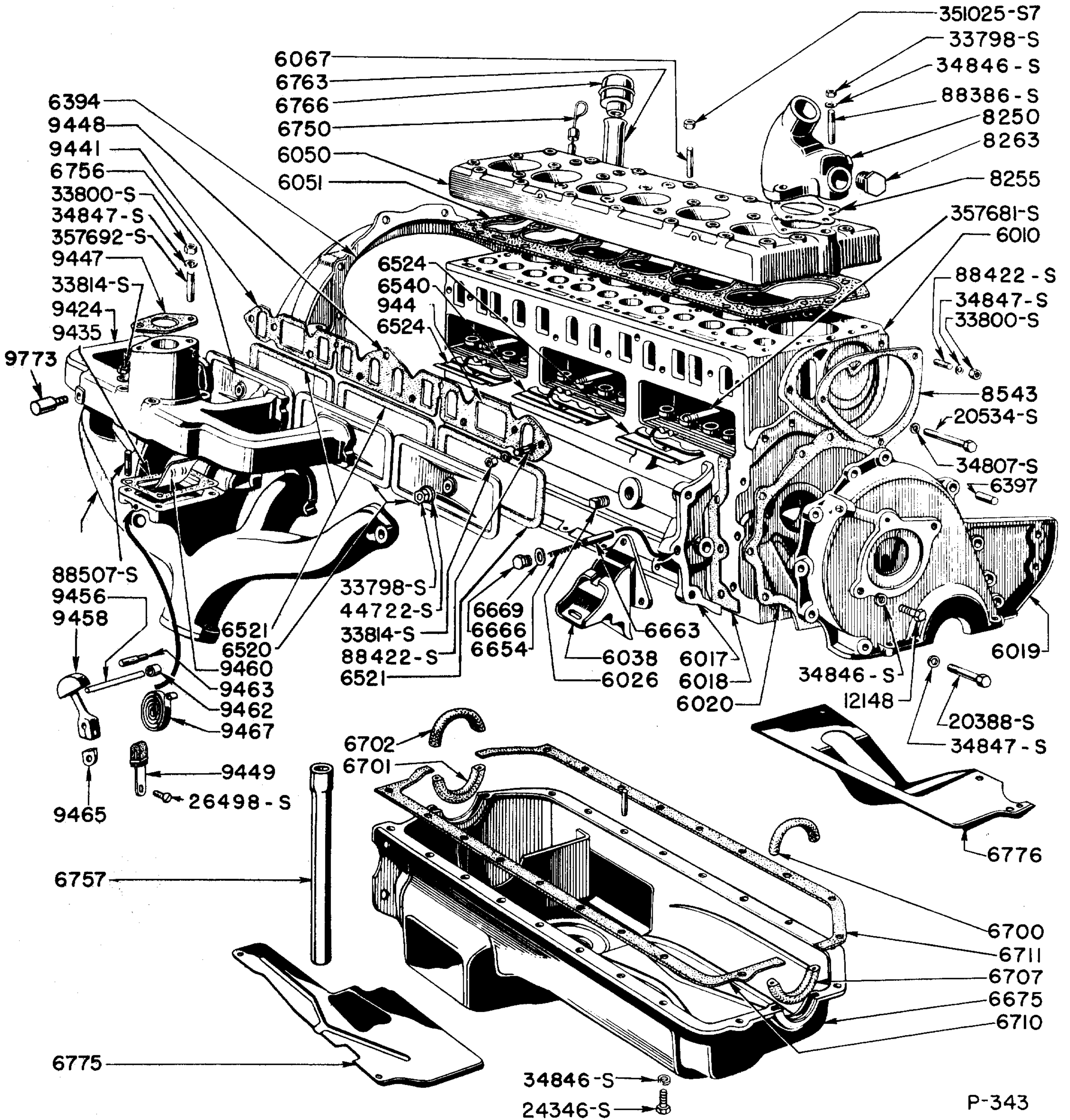
8 CYLINDER ENGINE (60 H.P.)

Basic numbers only shown on illustration. Order by Part Numbers shown in list of parts.



8 CYLINDER ENGINE (60 H.P.)

Basic numbers only shown on illustration. Order by Part Numbers shown in list of parts.

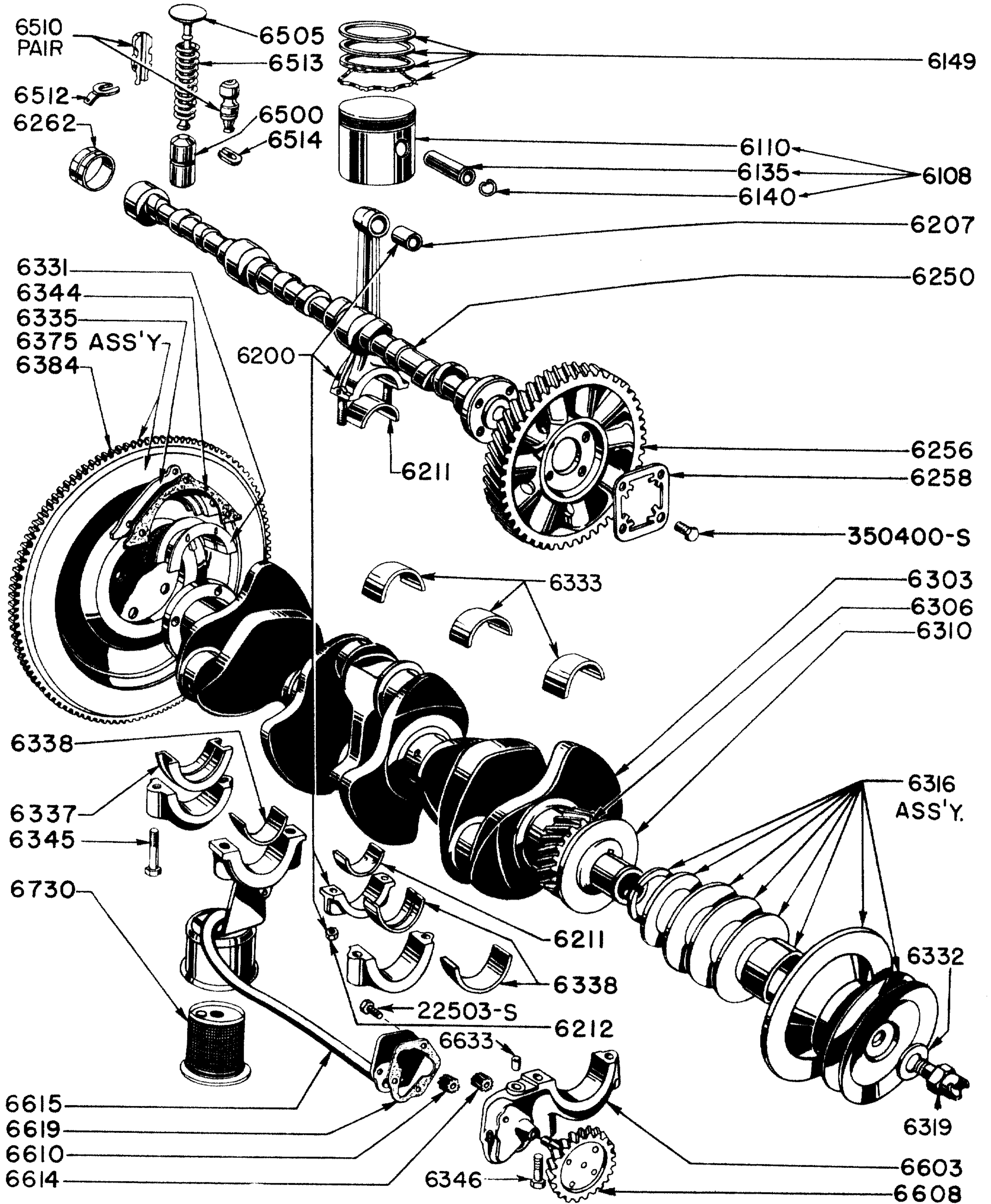


P-343

1941-47 6 CYLINDER ENGINE ("G" SERIES)

Basic numbers only shown on illustration. Order by Part Numbers shown in list of parts.

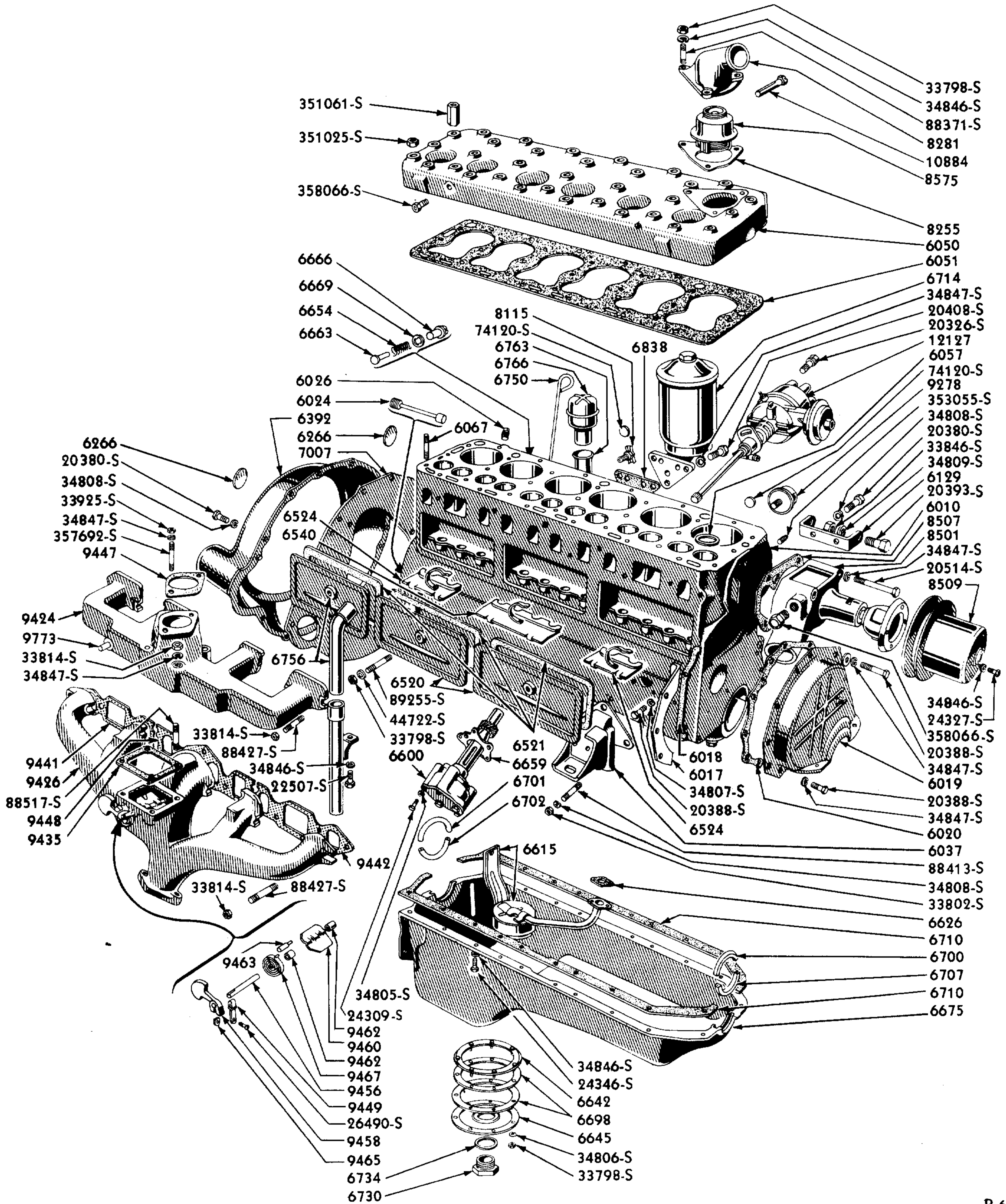
CHASSIS PARTS CATALOGUE



P-342

1941-47 6 CYLINDER ENGINE ("G" SERIES)

Basic numbers only shown on illustration. Order by Part Numbers shown in list of parts.

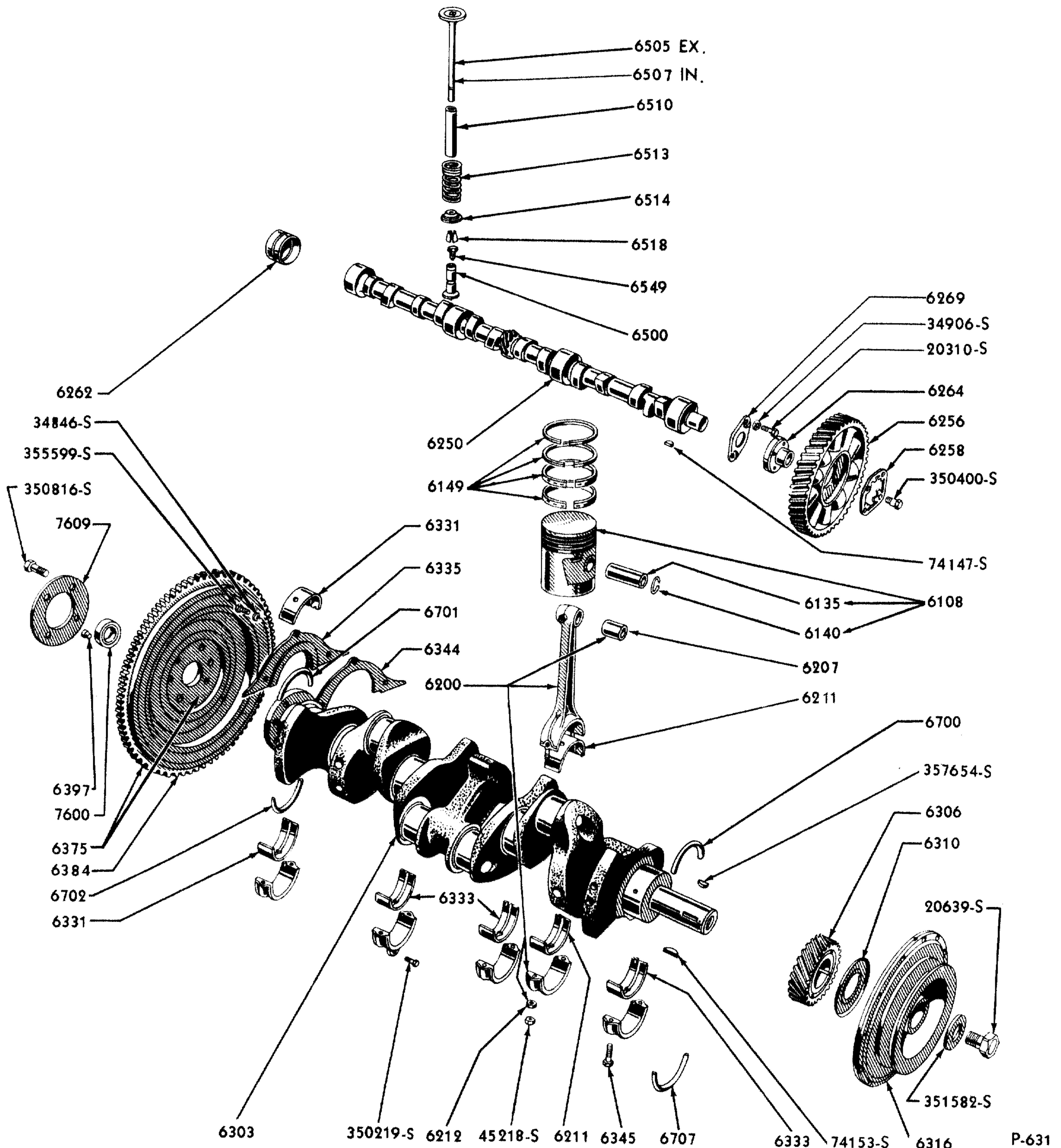


1947-48 6 CYLINDER ENGINE ("H" SERIES)

Basic numbers only shown on illustration. Order by Part Numbers shown in list of parts.

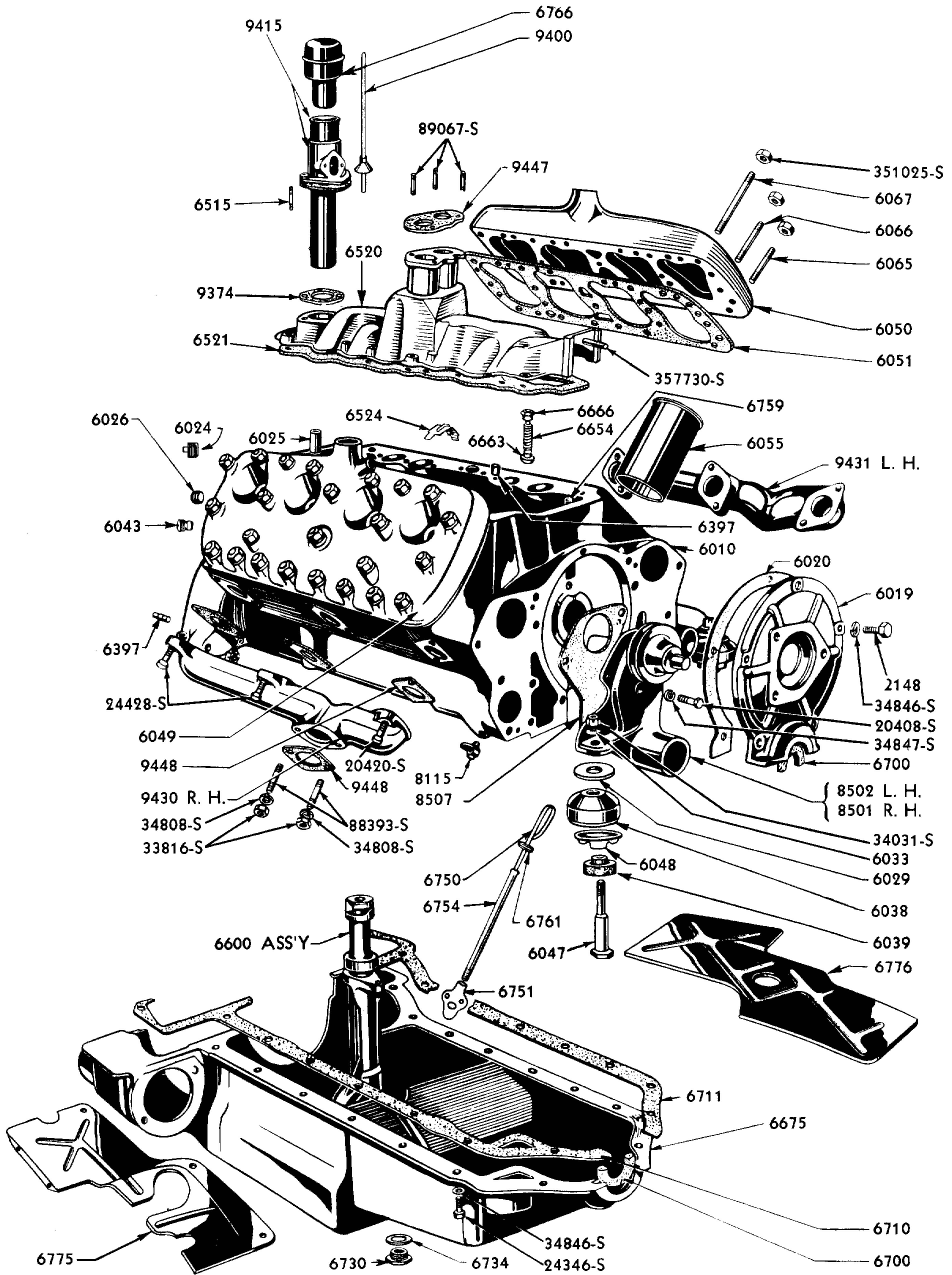


CHASSIS PARTS CATALOGUE



1947-48 6 CYLINDER ENGINE ("H" SERIES)

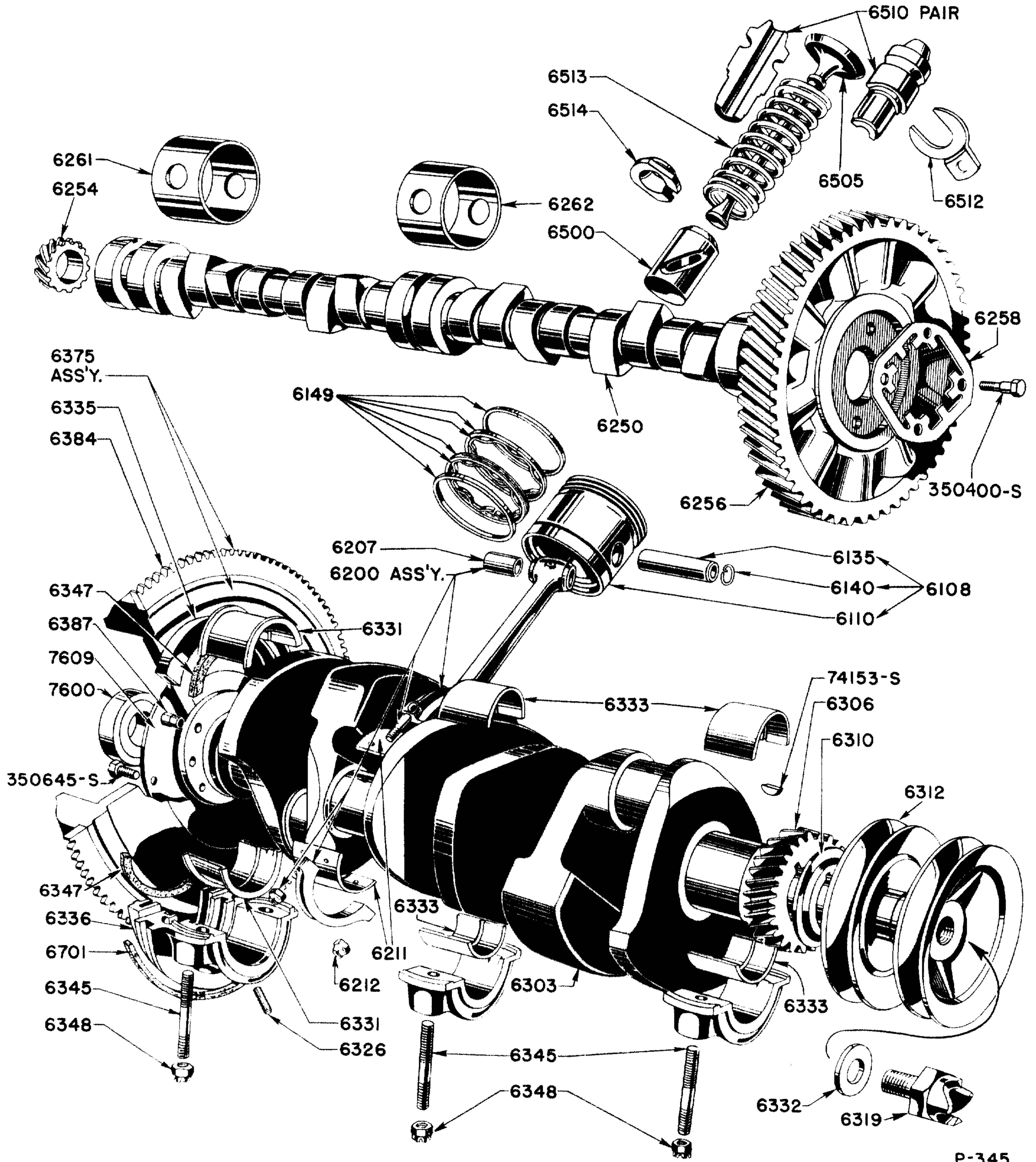
Basic numbers only shown on illustration. Order by Part Numbers shown in list of parts.



8 CYLINDER ENGINE (90 AND 100 H.P.)

Basic numbers only shown on illustration. Order by Part Numbers shown in list of parts.

CHASSIS PARTS CATALOGUE



P-345

8 CYLINDER ENGINE (90 AND 100 H.P.)

Basic numbers only shown on illustration. Order by Part Numbers shown in list of parts.



CHASSIS PARTS CATALOGUE

PART NUMBER	PART NAME	NO. REQ'D	MODEL	YEAR 19__
Cylinder				
18 6008-A	Gasket set (engine overhaul)-for 21 stud cylinder heads with small water openings-	1	Pass,Comm,Trucks-90 HP (8 cyl.)	32-37
Consists of the following				
1 18 6020	Gasket (cyl. front cover)	2	18 8280	Gasket (cyl. water inlet conn.)
2 40 6051-B	Gasket (cyl. head)	2	40 8280	Gasket (cyl. water inlet conn.)
1 40 6521	Gasket (valve chamber cover)	2	18 8507	Gasket (water pump housing)
1 18 6626	Gasket (oil pump screen cover)	2	78 8507	Gasket (water pump housing)
1 68 6626	Gasket (oil pump screen cover)	2	78 8529	Gasket (cyl. block water pump hole cover)
2 41A 6626	Gasket (oil pump)	1	48 9374	Gasket (fuel pump adapter to manifold)
1 18 6659-A	Gasket (oil pump drive cover)	1	40 9417	Gasket (fuel pump to adapter)
1 18 6659-B	Gasket (oil pump drive cover)	1	18 9447	Gasket (carb.flange)-single carb.
1 B 6700-A	Packing (cyl. front cover)	1	40 9447-A	Gasket (carb.flange)-dual carb.
1 B 6734	Gasket (oil pan drain plug)	6	18 9448-A	Gasket (exhaust manifold)
1 52 6734-A	Gasket (oil pan drain plug)	3	18 9448-A	Gasket (muffler inlet tube)
1 48 6781	Gasket set (engine oil pan)	1	68 12143	Gasket (dist. base)
	1 1GA 12143			Gasket (dist. base)
18 6008-B	Gasket set (engine overhaul)-for 24 stud cylinder heads with small water openings-	1	Pass,Comm,Trucks-90 HP (8 cyl.)	32-42
Consists of the following				
1 18 6020	Gasket (cyl. front cover)	2	18 8280	Gasket (cyl. water inlet conn.)
2 41A 6051	Gasket (cyl. head)	2	40 8280	Gasket (cyl. water inlet conn.)
1 40 6521	Gasket (valve chamber cover)	2	18 8507	Gasket (water pump housing)
1 18 6626	Gasket (oil pump screen cover)	2	78 8507	Gasket (water pump housing)
1 68 6626	Gasket (oil pump screen cover)	2	78 8529	Gasket (cyl. block water pump hole cover)
2 41A 6626	Gasket (oil pump)	1	48 9374	Gasket (fuel pump adapter to manifold)
1 18 6659-A	Gasket (oil pump drive cover)	1	40 9417	Gasket (fuel pump to adapter)
1 18 6659-B	Gasket (oil pump drive cover)	1	18 9447	Gasket (carb.flange)-single carb.
1 B 6700-A	Packing (cyl. front cover)	1	40 9447-A	Gasket (carb.flange)-dual carb.
1 B 6734	Gasket (oil pan drain plug)	6	18 9448-A	Gasket (exhaust manifold)
1 52 6734-A	Gasket (oil pan drain plug)	3	18 9448-A	Gasket (muffler inlet tube)
1 48 6781	Gasket set (engine oil pan)	1	68 12143	Gasket (dist. base)
	1 1GA 12143			Gasket (dist. base)
74 6008	Gasket set (engine overhaul)-	1	Pass,Comm,Trucks-60 HP (8 cyl.)	37-39
Consists of the following				
1 52 6020	Gasket (cyl. front cover)	1	52 6734-A	Gasket (oil pan drain plug)
2 52 6051-B	Gasket (cyl. head)	1	52 6781	Gasket set (engine oil pan)
1 52 6521-B	Gasket (valve chamber cover)	1	40 9417	Gasket (fuel pump to adapter)
1 52 6619	Gasket (oil pump cover)	6	52 9448-A	Gasket (exhaust manifold)
1 52 6700-A	Packing (cyl. front cover)	1	40 9447-A	Gasket (carb.flange)
1 B 6734	Gasket (oil pan drain plug)	2	52 9450-A	Gasket (muffler inlet pipe)
	1 68 12143			Gasket (dist. base)



CHASSIS PARTS CATALOGUE

PART NUMBER	PART NAME	NO. REQ'D	MODEL	YEAR
81A 6008-A	Gasket set (engine overhaul)-for 24 stud cylinder heads with large water openings-	1	Pass,Comm,Trucks-90 HP (8 cyl.)	38-42
Consists of the following				
1 18 6020	Gasket (cyl. front cover)	1	52 6734-A Gasket (oil pan drain plug)	
2 91A 6051-A	Gasket (cyl. head)	1	48 6781 Gasket set (engine oil pan)	
1 40 6521	Gasket (valve chamber cover)	2	78 8507 Gasket (water pump housing)	
1 68 6626	Gasket (oil pump screen cover)	1	48 9374 Gasket (fuel pump adapter to manifold)	
2 41A 6626	Gasket (oil pump)	1	40 9417 Gasket (fuel pump to adapter)	
1 18 6659-A	Gasket (oil pump drive cover)	1	40 9447-A Gasket (carb. flange)	
1 18 6659-B	Gasket (oil pump drive cover)	6	18 9448-A Gasket (exhaust manifold)	
1 B 6700-A	Packing (cyl. front cover)	3	18 9448-A Gasket (muffler inlet tube)	
1 B 6734	Gasket (oil pan drain plug)	1	68 12143 Gasket (dist. base)	
	1 1GA 12143 Gasket (dist. base)			
81A 6008-B	Gasket set (engine overhaul)-for 21 stud cylinder heads-	1	Pass,Comm,Trucks-90 HP (8 cyl.)	37
Consists of the following				
1 18 6020	Gasket (cyl. front cover)	1	B 6734 Gasket (oil pan drain plug)	
2 40 6051-B	Gasket (cyl. head)	1	48 6781 Gasket set (engine oil pan)	
1 40 6521	Gasket (valve chamber cover)	2	78 8507 Gasket (water pump housing)	
1 18 6626	Gasket (oil pump screen cover)	1	48 9374 Gasket (fuel pump adapter to manifold)	
1 68 6626	Gasket (oil pump screen cover)	1	40 9417 Gasket (fuel pump to adapter)	
2 41A 6626	Gasket (oil pump)	1	40 9447-A Gasket (carb. flange)	
1 18 6659-A	Gasket (oil pump drive cover)	6	18 9448-A Gasket (exhaust manifold)	
1 B 6700-A	Packing (engine oil pan)	3	18 9448-A Gasket (exhaust manifold)	
	1 68 12143 Gasket (dist. base)			
99A 6008-A	Gasket set (engine overhaul)-for 24 stud cylinder heads with small water openings-	1	Pass - 100 HP (8 cyl.)	39-48
		1	Comm,Trucks-100 HP (8 cyl.)	39-47
Consists of the following				
1 18 6020	Gasket (cyl. front cover)	1	48 6781 Gasket set (engine oil pan)	
1 59A 6051	Gasket (cyl. head)	2	78 8507 Gasket (water pump housing)	
1 40 6521	Gasket (valve chamber cover)	1	48 9374 Gasket (fuel pump adapter to manifold)	
1 68 6626	Gasket (oil pump screen cover)	1	40 9417 Gasket (fuel pump to adapter)	
2 41A 6626	Gasket (oil pump)	1	40 9447-A Gasket (carb. flange)	
1 18 6659-A	Gasket (oil pump drive cover)	6	18 9448-A Gasket (exhaust manifold)	
1 18 6659-B	Gasket (oil pump drive cover)	3	18 9448-A Gasket (muffler inlet tube)	
1 B 6700-A	Packing (cyl. front cover)	1	1GA 12143 Gasket (dist. base)	
1 52 6734-A	Gasket (oil pan drain plug)	1	68 12143 Gasket (dist. base)	
99A 6008-B	Gasket set (engine overhaul)-for 24 stud cylinder heads with large water openings-	1	Pass,Comm,Trucks-100 HP (8 cyl.)	39-44
Consists of the following				
1 18 6020	Gasket (cyl. front cover)	1	52 6734-A Gasket (oil pan drain plug)	
2 09A 6051	Gasket (cyl. head)	2	78 8507 Gasket (water pump housing)	
1 40 6521	Gasket (valve chamber cover)	1	48 9374 Gasket (fuel pump adapter to manifold)	
1 68 6626	Gasket (oil pump screen cover)	1	40 9417 Gasket (fuel pump to adapter)	
2 41A 6626	Gasket (oil pump)	1	40 9447-B Gasket (carb. flange)	
1 18 6659-A	Gasket (oil pump drive cover)	6	18 9448-A Gasket (exhaust manifold)	
1 18 6659-B	Gasket (oil pump drive cover)	3	18 9448-A Gasket (muffler inlet tube)	
1 B 6700-A	Packing (cyl. front cover)	1	1GA 12143 Gasket (dist. base)	
1 48 6781	Gasket set (engine oil pan)	1	68 12143 Gasket (dist. base)	



CHASSIS PARTS CATALOGUE

PART NUMBER	PART NAME	NO. REQ'D	MODEL	YEAR 19
1GA 6008	Gasket set (engine overhaul)-	1	Pass,Comm,Trucks (6 cyl."G" Series)	41-47

Consists of the following

1 1GA 6018	Gasket (side cover)	1 1GA 8543	Gasket (water pump housing)
1 1GA 6020-B	Gasket (cyl. front cover)	1 2GA 8543	Gasket (water pump housing)
1 1GA 6051-D	Gasket (cyl. head)	1 1GA 8590	Gasket (thermostat)
1 1GA 6344	Gasket (c/shaft rear bearing oil seal)	1 1GA 9417	Gasket (fuel pump body)
3 1GA 6521	Gasket (valve chamber cover)	1 1GA 9435-C	Gasket (intake & exhaust manifold)
1 1GA 6619	Gasket (oil pump cover)	1 1GA 9441	Gasket(manifold to cyl.block end)-LH
1 1GA 6669	Gasket (oil relief valve nut)	1 1GA 9442	Gasket (manifold to cyl.block end)-RH
1 1GA 6700-A	Packing (cyl. front cover)	1 1GA 9447	Spacer (carb. to intake manifold)
1 1GA 6702-A	Packing (cyl. block)-rear	1 1GA 9448	Gasket (manifold to cyl.block center)
1 1GA 6781	Gasket set (engine oil pan)	1 1GA 9450	Gasket (manifold to outlet pipe)
1 1GA 8255-B	Gasket (water connection)	1 1GA 12143	Gasket (dist. base)

LNC 6008	Gasket set (engine overhaul)-	1	Comm,Trucks-40 HP (4 cyl.)	41-42
----------	-------------------------------	---	----------------------------	-------

Consists of the following

1 8N 6018	Gasket (timing gear side cover)	1 8N 6707	Packing (oil pan)-front
1 9N 6020-A	Gasket (cyl. front cover)	1 8N 6710	Gasket (oil pan)-RH
1 9N 6022	Gasket (governor to cyl.timing gear side cover)	1 8N 6711	Gasket (oil pan)-LH
1 8N 6051	Gasket (cyl. head)	1 8N 6734-A	Gasket (drain plug)
2 7HA 6521	Gasket (valve chamber cover)	1 48 9374	Gasket (fuel pump adapter to manifold)
1 9N 6619	Gasket (oil pump cover)	1 40 9417	Gasket (fuel pump to adapter)
1 8N 6700	Packing (cyl. front cover)	1 9N 9447	Gasket (carb. to manifold)
1 8N 6701	Packing (crankshaft)-rear	2 9N 9448	Gasket (intake & exhaust manifold)
1 8N 6702	Packing (oil pan)-rear	1 9N 12143	Gasket (distributor base)

7HA 6008	Gasket set (engine overhaul)-	1	Pass (6 cyl. "H" Series)	47-48
		1	Trucks (6 cyl. "H" Series)	47

Consists of the following

1 7HA 6018	Gasket (cyl. side cover)	1 7HA 6701	Packing (rear bearing retainer)
1 7HA 6020	Gasket (cyl. front cover)	1 7HA 6781	Gasket set (engine oil pan)
1 7HA 6051	Gasket (cyl. head)	1 7HA 6838	Gasket (oil filter mounting)
1 7HA 6344	Gasket (rear bearing retainer)	1 7HA 8255	Gasket (water outlet connection)
3 7HA 6521	Gasket (valve chamber cover)	1 7HA 8507	Gasket (water pump mounting)
1 7HA 6619	Gasket (oil pump cover plate)	1 1GA 9417	Gasket (fuel pump mounting)
1 7HA 6626	Gasket (oil pump inlet tube)	1 1GA 9435-C	Gasket (intake to exhaust manifold)
1 7HA 6659-B	Gasket (oil pump mounting)	1 1GA 9433	Gasket set (intake & exhaust manifold)
1 1GA 6669	Gasket (oil relief valve nut)	1 7HA 9447	Gasket (carburetor mounting)
1 1GA 6700-A	Packing (cyl. front cover)	1 1GA 9450	Gasket (manifold outlet)



CHASSIS PARTS CATALOGUE

CYLINDER BLOCK REPLACEMENT CHART

FOLLOWING ARE PARTS REQUIRED WHEN REPLACING A CYLINDER BLOCK ASSEMBLY IN 1932-44
8 CYLINDER 90 AND 100 H.P. ENGINES

PART NUMBER	NO. REQD.	90 H.P. 1932-34	90 H.P. 1935-36	90 H.P. 1936	90 H.P. 1937	90 H.P. 1938	100 H.P. 1939-44	90 H.P. 1939-44
Cylinder Block	1	Δ41A 6010-B	Δ41A 6010-B	Δ41A 6010-B	Δ41A 6010-B	Δ41A 6010-B	59A 6010-C	Δ41A 6010-B
Front Engine Mount Adapter	2	41A 6023						
Front Eng. Mount Adapter Bolt	2	22623-S2						
Eng. Mount Adapter Washer	2	B 6033						
Cylinder Head	2	59A 6050-B	59A 6050-B	59A 6050-B	59A 6050-B	✚Rework	✚Rework	✚Rework
Cylinder Head Gasket	2	41A 6051	41A 6051	41A 6051	41A 6051	41A 6051	59A 6051	41A 6051
Cylinder Head Stud	6	40 6065	40 6065	40 6065	40 6065			
Cylinder Head Stud	28	48 6067	48 6067	48 6067				
Cylinder Head Stud	4				48 6067			
Rear Main Bearing	2	#18 6331-G	#18 6331-G	*68 6331-J	*68 6331-J	*68 6331-J		
Front & Center Main Bearing	4	#18 6333-G	#18 6333-G	*68 6333-G	*68 6333-G	*68 6333-G		
Cylinder Head Stud Nut	6	351025-S7	351025-S7	351025-S7	351025-S7			
⟨Radiator to Block Hose-(lower)	1	BB 8260-B	BB 8260-B	BB 8260-B				
⟨Radiator Connecting Pipe Hose	1	BB 8260-B	BB 8260-B	BB 8260-B				
⟨Cylinder Head to Pipe Hose	2	91C 8286	91C 8286	91C 8286				
Radiator Hose Clamp-2.12" diam.	2	B 8287-A	B 8287-A	B 8287-A				
Radiator Hose Clamp-2.28" diam.	2	91A 8287	91A 8287	91A 8287				
⟨Radiator to Head Outlet Pipe	2	81W 8290	81W 8290	81W 8290				
Water Pump-RH	1	78 8501	78 8501	78 8501				
Water Pump-IH	1	78 8502	78 8502	78 8502				
Water Pump Gasket	2	78 8507	78 8507	78 8507				
Heat Indicator Bulb Adapter	1	01A 10889	01A 10889	01A 10889	01A 10889	\$01A 10889		\$01A 10889
Heat Indicator Outlet Plug	3	358066-S8	358066-S8	358066-S8	358066-S8			
Spark Plug (passenger)	8	7RA 12405	7RA 12405	7RA 12405	7RA 12405			
Spark Plug (comm. & truck)	8	01T 12405	01T 12405	01T 12405	01T 12405			

● With the "18" and "40" type oil pans originally furnished with 1932-34 engines, there may be slight interference between the front main bearing cap studs and nuts and the oil pan. Under such circumstances, use a ball peen hammer to incorporate two slight clearance depressions in the oil pan at point of interference.

Δ These cylinder blocks come equipped with the 78-6335 and 78-6336 die cast rear bearing oil seals, upper and lower, for crankshafts with slinger type rear main bearing seal. If the cylinder block is to be used with a crankshaft having the packing type rear main bearing seal, it will only be necessary to remove these two die cast seals in the block and replace them with 91A-6335 and 19B-6336 rear bearing oil seals, upper and lower, together with two 91A-6347 cylinder block rear packings.

◇ It will be necessary to cut the BB-8260-B hose to proper length. The 81W-8290 pipe is the correct length for 1932. However, for 1933 thru 1936 it will be necessary to cut off the radiator end of pipe to fit, making sure to cut beyond the necked down section to insure a tight fit in the hose. When connecting the hose be sure there is at least 1 inch or more space between the metal connections at radiator end in order to allow for sufficient hose flexibility to absorb motor vibration. The metal connection should be inserted into the hose for 1 inch in order to prevent leakage. Assemble radiator lower hose to cylinder block and radiator connections before bolting radiator in place.

✚ Old heads can be used by milling out combustion chamber for valve clearance or new heads 59A-6050-B may be used.

\$ Necessary only for 1938-39.

Use with 2.00" diameter main bearing crankshaft 18-6303-A2.

* Use with 2.40" diameter main bearing crankshaft 68-6303-A.

NOTE: With 59A-6010-C cylinder block use pistons with the wide top ring land. Only standard sizes are shown for main bearings, for other sizes refer to bearing charts.



CHASSIS PARTS CATALOGUE

CYLINDER BLOCK CHART

PART NUMBER	ENGINE		YEAR 19__	MAIN BEARING TYPE	NUMBER OF CYL. STUDS	REPLACED BY	REMARKS
	NO CYL.	HORSEPOWER					
†A-6010	4		29-31	Babbitt	14	Not Replaced	
†B-6010	4		32-34	Babbitt	14	Not Replaced	
Δ18-6010	8	90	32-34	Babbitt	42	41A-6010-B	Refer to cyl. block replacement chart
48-6010	8	90	35-36	Babbitt	42	41A-6010-B	Refer to cyl. block replacement chart
68-6010	8	90	36	Insert	42	41A-6010-B	Refer to cyl. block replacement chart
52-6010-B	8	60	37	Insert	34	92A-6010	Used up to Eng. #15466
52-6010-C	8	60	37-39	Insert	34	92A-6010	
78-6010	8	90	37	Insert	42	41A-6010-B	Refer to cyl. block replacement chart
81A-6010-A	8	90	38	Insert	48	41A-6010-B	Refer to cyl. block replacement chart
81A-6010-B	8	90	39-42	Insert	48	41A-6010-B	Refer to cyl. block replacement chart
92A-6010	8	60	37-39	Insert	34		
99A-6010	8	100	39-41	Insert	48	59A-6010-C	Refer to cyl. block replacement chart
99T-6010	8	100	39-41	Insert	48	59A-6010-C	Refer to cyl. block replacement chart
022A-6010	8	60	40	Insert	34		
ONY-6010	4	40	41	Insert	18		
1GA-6010	6	90	41	Insert	33	2GA-6010-B	
19A-6010	8	100	42	Insert	48	59A-6010-C	Refer to cyl. block replacement chart
2NC-6010	4	40	42	Insert	18	ONY-6010	
◇2GA-6010-B	6	90	42-47	Insert	33		
29A-6010	8	100	44	Insert	48	59A-6010-C	Refer to cyl. block replacement chart
41A-6010-B	8	90	32-42	Insert	48		
59A-6010-C	8	100	39-48	Insert	48		
§ 7HA-6010-B	6	90	47-48	Insert	33		

Δ Non-ventilated

◇ 6 Cyl "G" Series

§ 6 Cyl "H" Series

PART NUMBER	PART NAME	NO. REQ'D	MODEL	YEAR 19__
74113-S	Plug-(cyl. block water jacket expansion)	4	Pass, Comm, & Truck-90 HP (8 cyl)	32-34
74120-S	Plug-(cyl. block expansion) 1-3/16"	3 or 5	Pass (6 cyl)	41-48
			Comm, Trucks (6 cyl)	41-47
			Comm, Trucks-40 HP (4 cyl)	41-42
91A 6266	Plug-(cyl. block expansion)-rear- 2.06" diameter	1	Comm & Truck-40 HP (4 cyl)	41-42
351701-S	Plug (cyl. block expansion)- 1 5/16" diameter	4	Pass (6 cyl "H" Series)	47-48
		4	Trucks (6 cyl "H" Series)	47

† No Longer Supplied



CHASSIS PARTS CATALOGUE

PART NUMBER	PART NAME	NO. REQ'D	MODEL	YEAR 19__
+A 6011	Cylinder assy	1	Pass, Comm, & Truck (4 cyl)	28-31
+B 6011	Cylinder assy	1	Pass, Comm, & Truck (4 cyl)	32-34
41A 6011-B	Cylinder assy-use adapter 11A-6280-A or B when replacing 1932-41 cylinder assemblies	1	Pass, Comm, & Truck-90 HP (8 cyl)	32-42
59A 6011-A	Cylinder assy-use adapter 11A-6280-A or B when replacing 1939-41 cylinder assemblies	1	Pass, Comm, Trucks-100 HP (8 cyl)	39-48
5CA 6011	Cylinder assy	1	Pass, Comm, & Truck-90 HP (6 cyl "G" Series)	41-47
7HA 6011-B	Cylinder assy-with fibre camshaft gear	1	Pass (6 cyl "H" Series)	47-48
		1	Trucks (6 cyl "H" Series)	47
7HT 6011	Cylinder assy-with aluminum camshaft gear-replaced by 7HA 6011-B and aluminum camshaft gear	1	Trucks (6 cyl "H" Series)	47
+B 6017-A	Cover (cylinder timing gear side)	1	Pass, Comm, & Truck (4 cyl)	28-34
9N 6017	Cover (cylinder timing gear side)	1	Comm & Truck (4 cyl)	41-42
1GA 6017-B	Cover (cylinder timing gear side)	1	Pass, Comm, & Truck-90 HP (6 cyl "G" Series)	41-47
7HA 6017-A	Cover (cylinder timing gear side)	1	Pass (6 cyl "H" Series)	47-48
		1	Trucks (6 cyl "H" Series)	47
	20530-S Bolt (cylinder timing gear side cover)-lower-7/16"-14 x 2 1/8"	1	Pass, Comm, & Truck (4 cyl)	28-34
	20470-S2 Bolt (cylinder timing gear side cover)-upper-7/16"-14 x 1 1/2"	1	Pass, Comm, & Truck (4 cyl)	28-34
	751426-S2 Washer (cylinder timing gear side cover bolt)	2	Pass, Comm, & Truck	32-34
	34808-S8 Lockwasher (cylinder timing gear side cover bolt) -7/16"	2	Pass, Comm, & Truck	28-31
	20388-S7 Bolt (cylinder timing gear side cover) -3/8"-16 x 1"	2	Comm & Truck-(4 cyl)	41-42
	20388-S7 Bolt (cylinder timing gear side cover) -3/8"-16 x 1"	3	Pass-90 HP-(6 cyl "G" Series)	41-47
		3	Comm & Truck-90 HP-(6 cyl "G" Series)	41-47
	20368-S7 Bolt (cylinder timing gear side cover to cyl.block attaching) -3/8"-16 x 7/8"-use with pressed steel cover)	2	Pass (6 cyl "H" Series)	47-48
		2	Trucks (6 cyl "H" Series)	47
	20388-S7 Bolt (cylinder timing gear side cover to cyl.block attaching) -3/8"-16 x 1"-use with cast iron cover	2	Pass (6 cyl "H" Series)	47-48
		2	Trucks (6 cyl "H" Series)	47
	34847-S8 Lockwasher-3/8"			
B 6018	Gasket (cylinder timing gear side cover)	1	Pass, Comm, & Truck-(4 cyl)	28-34
8N 6018	Gasket (cylinder timing gear side cover)	1	Comm & Truck-(4 cyl)	41-42
1GA 6018	Gasket (cylinder timing gear side cover)	1	Pass, Comm, & Truck-90 HP-(6 cyl "G" Series)	41-47
7HA 6018	Gasket (cylinder timing gear side cover)	1	Pass (6 cyl "H" Series)	47-48
		1	Trucks (6 cyl "H" Series)	47
A 6019-B	Cover (cylinder timing gear front)	1	Pass, Comm, & Truck-(4 cyl)	28-31
B 6019	Cover (cylinder timing gear front)	1	Pass, Comm, & Truck (4 cyl)	32
18 6019-B	Cover (cylinder timing gear front)	1	Pass, Comm, & Truck-90 & 100 HP (8 cyl)	32-41
46 6019	Cover (cylinder timing gear front)	1	Pass, Comm, & Truck (4 cyl)	33-34
52 6019-A	Cover (cylinder timing gear front)-use with tapered water pump	1	Pass, Comm, & Truck-60 HP-(8 cyl)	37
52 6019-B	Cover (cylinder timing gear front)-use with straight water pump	1	Pass, Comm, & Truck-60 HP	37-40
ONY 6019	Cover (cylinder timing gear front)	1	Comm & Truck-40 HP (4 cyl)	41-42
1GA 6019-D	Cover (cylinder timing gear front)	1	Pass, Comm, & Truck-90 HP (6 cyl "G" Series) (except truck-1941)	41-47
1GT 6019	Cover (cylinder timing gear front)	1	Truck-90 HP (6 cyl)	41
21A 6019	Cover (cylinder timing gear front)	1	Pass-90 & 100 HP-(8 cyl)	42-48

§ When replacing 1941-2 cylinder assembly, ream out the three water pump mounting holes to 25/64".
 ◇ Cylinder assemblies consists of cylinder block with all internal parts of the engine but does not include cylinder heads or oil pan.
 † No Longer Supplied



CHASSIS PARTS CATALOGUE

PART NUMBER	PART NAME	NO. REQ'D	MODEL	YEAR
7HA 6019-C	Cover (cylinder timing gear front)	1	Pass (6 cyl "H" Series)	47-48
		1	Trucks (6 cyl "H" Series)	47
B-6700-A	Packing (cylinder timing gear front cover)	1	Pass (4 & 8 cyl-except 60 HP)	28-48
		1	Comm, Truck (4 & 8 cyl-except 60 HP)	28-47
8N-6700	Packing (cylinder timing gear front cover)	1	Comm, Trucks-40 HP (4 cyl)	41-42
52-6700-A	Packing (cylinder timing gear front cover)	1	Pass, Comm, Trucks-60 HP (8 cyl)	37-40
1GA-6700-A	Packing (cylinder timing gear front cover)	1	Pass-90 HP (6 cyl)	41-48
		1	Comm, Trucks-90 HP (6 cyl)	41-47
20408-S7	Bolt (cylinder front cover)- 3/8"-16 x 1 1/8"	6	Pass, Comm & Truck (4 cyl)	28-34
48-12148	Bolt (cylinder front cover)-5/16"- 18 x .90"	5	Pass-60,90,& 100 HP-(8 cyl)	32-48
		5	Comm & Trucks-60,90,&100 HP-(8 cyl)	32-47
20388-S7	Bolt (cylinder front cover)- 3/8"-16 x 1"	6	Pass-90 HP (6 cyl "G" Series)	41-47
		6	Comm & Trucks-90 HP (6 cyl "G" Series)	41-47
20362-S	Bolt (front cylinder cover to frame)-1/2"-13 x 13/16"	2	Pass, Comm & Truck (4 cyl)	28-31
20368-S7	Bolt (cylinder front cover to cyl.block)-3/8"-16 x 7/8"-use with pressed steel cover	5	Pass (6 cyl "H" Series)	47-48
		5	Trucks (6 cyl "H" Series)	47
20388-S7	Bolt (cylinder front cover to cyl.block)-3/8"-16 x 1"-use with aluminum cover	4	Pass (6 cyl "H" Series)	47-48
		4	Trucks (6 cyl "H" Series)	47
†20522-S2	Bolt (cylinder front cover to cyl.block)-3/8"-16 x 2"-use with aluminum cover	1	Pass (6 cyl "H" Series)	47-48
		1	Trucks (6 cyl "H" Series)	47
20368-S7	Bolt (cylinder timing gear front cover to side cover)- 3/8"-16 x 7/8"-use with pressed steel side cover & aluminum front cover	3	Pass (6 cyl "H" Series)	47-48
		3	Trucks (6 cyl "H" Series)	47
20408-S7	Bolt (cylinder timing gear front cover to side cover)- 3/8"-16 x 1 1/8"-use with aluminum side cover & aluminum front cover	3	Pass (6 cyl "H" Series)	47-48
		3	Trucks (6 cyl "H" Series)	47
20388-S7	Bolt (cylinder timing gear front cover to side cover)- 3/8"-16 x 1"-use with pressed steel front cover & aluminum side cover	3	Pass (6 cyl "H" Series)	47-48
		3	Trucks (6 cyl "H" Series)	47
33799-S7	Nut-3/8"-16			
34707-S2	Washer flat-3/8"			
34846-S2	Lockwasher-5/16"			
34809-S8	Lockwasher-1/2"			
34847-S8	Lockwasher 3/8"			
18-6397	Dowel (cyl.front cover to cyl.block)	2	Pass (6 cyl "H" Series)	47-48
		2	Trucks (6 cyl "H" Series)	47
B 6020	Gasket (cylinder timing gear front cover)	1	Pass, Comm, & Truck (4 cyl)	28-34
18 6020	Gasket (cylinder timing gear front cover)	1	Pass-90 & 100 HP (8 cyl)	32-48
		1	Comm & Trucks-90 & 100 HP (8 cyl)	32-47
52 6020	Gasket (cylinder timing gear front cover)	1	Pass, Comm & Truck-60 HP	37-40
9N 6020-A	Gasket (cylinder timing gear front cover)	1	Comm & Truck-40 HP (4 cyl)	41-42
9N 6020-B	Gasket (cylinder timing gear front cover)	1	Comm & Truck-40 HP (4 cyl)	41-42
1GA 6020-B	Gasket (cylinder timing gear front cover)	1	Pass, Comm & Truck-90 HP (6 cyl "G" Series)	41-47
7HA 6020	Gasket (cylinder timing gear front cover)	1	Pass (6 cyl "H" Series)	47-48
		1	Trucks (6 cyl "H" Series)	47
18 6021	Pipe (cylinder block main oil line)	1	Pass-90 & 100 HP (8 cyl)	42-48
		1	Comm & Trucks-90 & 100 HP (8 cyl)	42-47



CHASSIS PARTS CATALOGUE

PART NUMBER	PART NAME	NO. REQ'D	MODEL	YEAR
				19__
9N 6021	Pipe (cylinder block main oil line)	1	Comm & Truck-40 HP (4 cyl)	41-42
9N 6022	Gasket (governor to cylinder timing gear side cover)	1	Comm & Truck-40 HP (4 cyl)	41-42
†B 6023	Timing pin (cylinder timing gear front cover)	1	Pass,Comm & Truck (4 cyl)	28-34
41A 6023	Adapter-engine front support-use with 41A-6010-B cylinder block		Refer to Engine Front Support Group	
18 6024	Plug (cylinder block main oil line)-3/4"-16 x .76"	1	Pass-90 & 100 HP (8 cyl)	37-48
		1	Comm & Trucks-90 & 100 HP (8 cyl)	37-47
52 6024	Plug (cylinder block main oil line)-3/4"-16 x .90"	1	Pass,Comm & Truck-60 HP (8 cyl)	37-40
7HA 6024	Plug (cylinder block oil line)-3/8" std.pipe x 3.80" long	1	Pass (6 cyl "H" Series)	47-48
		1	Trucks (6 cyl "H" Series)	47
18 6025-A	Bushing (fuel pump push rod)	1	Pass-60,90 & 100 HP (8 cyl)	32-48
		1	Comm & Trucks-60,90 & 100 HP (8 cyl)	32-47
18 6026-A	Plug (cylinder block oil line)-rear-1/4"-18 pipe	1	Pass-90 & 100 HP (8 cyl)	32-48
		1	Comm & Trucks-90 & 100 HP (8 cyl)	32-47
1GA 6026-A	Plug (cylinder block oil line)-3/8"-18 pipe	2	Pass,Comm,Trucks (6 cyl "G" Series)	41-47
		3	Pass,Comm,Trucks (6 cyl "H" Series)	47-48
7HA 6026-A	Plug (cylinder block oil line)-3/8"-18 pipe	2	Pass,Comm & Truck-90 HP (6 cyl "G" Series)	41-47
7HA 6026-A	Plug (cylinder block oil line)-3/8"-18 pipe	3	Pass (6 cyl "H" Series)	47-48
		3	Trucks (6 cyl "H" Series)	47
	353052-S5 Plug (cylinder block oil line)-1/8" slotted head	1	Pass,Comm,Trucks (4 cyl)	28-34
	353052-S5 Plug (cylinder block main oil line)-front & rear 1/8" slotted head	2	Pass,Comm,Trucks-60 HP (8 cyl)	37-40
		2	Comm,Trucks-40 HP (4 cyl)	41-42
		2	Pass,Comm,Trucks-(6 cyl "G" Series)	41-47
	353055-S7 Plug (cylinder block oil line) 1/4"-18	2	Pass-60,90 & 100 HP (8 cyl)	32-48
		1	Comm,Trucks-60,90 & 100 HP (8 cyl)	32-47
		3	Pass,Comm,Trucks-90 HP (6 cyl)	41-48
		2	Comm,Trucks-40 HP (4 cyl)	41-42
	358039-S Plug-pipe (cylinder block oil line)-3/8" taper-optional with 358066-S8	2	Pass,Comm,Trucks (6 cyl "G" Series)	41-42
18 6027	Rod assy (engine radius)-RH-overall length 15-1/4"	1	Pass,Comm & Truck (8 cyl)	32
B 6028	Rod assy (engine radius)-overall length 17.93"	2	Pass,Comm & Truck (4 cyl)	32-34
18 6028-A	Rod assy (engine radius)-LH-overall length 15-1/4"	1	Pass,Comm & Truck (8 cyl)	32
18 6028-B	Rod assy (engine radius)-overall length 16-31/32"	2	Pass,Comm & Truck (8 cyl)	32-34
	34031-S7 Nut (rod to bracket)-7/16"-20	2	Pass,Comm & Truck (4 & 8 cyl)	32-34
	72034-S C/Pin (rod to bracket)-3/32"x1"	2	Pass,Comm & Truck (4 & 8 cyl)	32-34
	20357-S2 Bolt (rod to frame)-5/16"-24 x 13/16"	4	Pass,Comm & Truck (4 & 8 cyl)	32-34
	34846-S2 Lockwasher (rod to frame)-5/16"	4	Pass,Comm & Truck (4 & 8 cyl)	32-34
	33798-S8 Nut (rod to frame)-5/16"-24	4	Pass,Comm & Truck (4 & 8 cyl)	32-34
78 6029-A	Washer (engine front & rear support insulator bolt)-lower	2	Pass (4 cyl)	32-34
		2	Pass-60,90 & 100 HP (8 cyl)	32-48
			Refer to Engine Front & Rear Support Group	
78 6029-B	Washer (engine front & rear support insulator bolt)-lower	2	Comm,Trucks (4 cyl)	32-34
		2	Comm,Trucks-60,90 & 100 HP (8 cyl)	32-47
			Refer to Engine Front & Rear Support Group	
A 6030-A	Support (engine)-front	1	Pass,Comm,Trucks	28-31
			Refer to Engine Front Support Group	
B 6030-C	Support (engine)-front	1	Pass,Comm,Trucks (4 cyl)	33-34
			Refer to Engine Front Support Group	

† No Longer Supplied



CHASSIS PARTS CATALOGUE

PART NUMBER	PART NAME	NO. REQ'D	MODEL	YEAR 19
BB 6030-A	Support (engine)-front	1	Trucks (4 cyl) Refer to Engine Front Support Group	32
BB 6030-B	Support (engine)-front	1	Trucks (4 cyl) Refer to Engine Front Support Group	33-34
†18 6030-B	Support (engine)-front-RH	1	Pass,Comm,Trucks (8 cyl) Refer to Engine Front Support Group	32
40 6030-A	Support (engine)-front-RH	1	Pass,Comm,Trucks (8 cyl) Refer to Engine Front Support Group	33
40 6030-B	Support (engine)-front-RH	1	(Pass,Comm-1933-34)(Trucks-1933-36) 8 cyl Refer to Engine Front Support Group	33-36
46 6030-A	Support (engine)-front	1	Comm (4 cyl) Refer to Engine Front Support Group	33
46 6030-B	Support (engine)-front	1	Pass,Comm (4 cyl) Refer to Engine Front Support Group	33-34
48 6030	Support (engine)-front-RH	1	(Pass-1935)(Comm-1935-36) Refer to Engine Front Support Group	35-36
68 6030	Support (engine)-front-RH	1	Pass (8 cyl) Refer to Engine Front Support Group	36
†A 6031	Plate (engine front support auxiliary spring)	1	Pass,Comm,Trucks Refer to Engine Front Support Group	28-31
18 6031-B	Support (engine)-front-IH	1	Pass,Comm,Trucks (8 cyl) Refer to Engine Front Support Group	32
†40 6031-A	Support (engine)-front-IH	1	Pass,Comm,Trucks (8 cyl) Refer to Engine Front Support Group	33
40 6031-B	Support (engine)-front-IH	1	(Pass,Comm-1933-34)(Trucks-1933-36) 8 cyl Refer to Engine Front Support Group	33-36
48 6031	Support (engine)-front-IH	1	(Pass-1935)(Comm-1935-36) Refer to Engine Front Support Group	35-36
68 6031	Support (engine)-front-IH	1	Pass (8 cyl) Refer to Engine Front Support Group	36
†A 6032	Spring (engine front support)-upper	2	Pass,Comm,Trucks Refer to Engine Front Support Group	28-31
†A 6033-A	Washer (engine front support stop)-29/64" I.D. - 1-3/8" O.D.	2	Pass,Comm,Trucks Refer to Engine Front Support Group	28-31
B 6033	Washer (engine front & rear support insulator bolt)- upper	2 2	Pass (4 & 8 cyl) Comm,Trucks (4 & 8 cyl) Refer to Engine Front & Rear Support Group	32-48 32-47
B 6033	Washer (engine mount adapter bolt) use with 41A- 6010-B2 cylinder block	2 2	Pass Comm,Trucks Refer to Engine Front Support Group	32-48 32-47
†A 6035-A	Spring (engine front support)-lower	1	Pass,Comm,Trucks Refer to Engine Front Support Group	28-31
2GC 6037	Bracket (engine front support)-RH	1	Comm,Trucks (except COE)(6 cyl "G"Series) Refer to Engine Front Support Group	42-47
7HC 6037	Bracket (engine front support)-RH	1	Trucks (6 cyl "H" Series) Refer to Engine Front Support Group	47

† No Longer Supplied



CHASSIS PARTS CATALOGUE

PART NUMBER	PART NAME	NO. REQ'D	MODEL	YEAR 19__		
B 6038-C	Insulator (engine front & rear support)-upper	2	Pass (4 cyl)	32-34		
		2	Pass-90 & 100 HP (8 cyl) Refer to Engine Front & Rear Support Group	32-48		
BB 6038-A	Insulator (engine front support)-upper	2	Trucks (4 & 8 cyl) Refer to Engine Front Support Group	32		
74 6038	Insulator (engine front & rear support)-upper	2	Pass-60 HP (8 cyl) Refer to Engine Front & Rear Support Group	37-40		
2GC 6038	Bracket (engine front support)-LH	1	Comm, Trucks (6 cyl "G" Series)-except COE Refer to Engine Front Support Group	42-47		
51T 6038-A	Insulator (engine front support)-upper	2	Comm, Trucks (6 cyl)	41-47		
		2	Comm, Trucks (6 cyl)	41-47		
		2	Comm, Trucks-60,90 & 100 HP (8 cyl) Refer to Engine Front Support Group	32-47		
5GA 6038	Insulator assy (engine front support)	2	Pass (6 cyl "G" Series) Refer to Engine Front Support Group	41-47		
6HA 6038	Insulator & support assy (engine front)	2	Pass (6 cyl "H" Series) Refer to Engine Front Support Group	47-48		
7HC 6038	Bracket (engine front support)-LH	1	Trucks (6 cyl "H" Series) Refer to Engine Front Support Group	47		
B 6039-A	Insulator (engine front support)-lower-7/8" I.D.-1 5/8" O.D.	2	Pass, Comm, Trucks (4 cyl)	32-34		
		2	Pass, Comm, Trucks-90 HP (8 cyl) Refer to Engine Front Support Group	32-36		
fBB 6039-A	Insulator (engine front support)-lower-.51" I.D. x 1.62" O.D.	2	Truck Refer to Engine Front Support Group	32		
78 6039-A	Insulator (engine front & rear support)-lower	2	Pass-60,90 & 100 HP (8 cyl) Refer to Engine Front & Rear Support Group	37-48		
59T 6039	Insulator (engine front)-lower	2	Comm, Trucks-60,90 & 100 HP (8 cyl) Refer to Engine Front Support Group	37-48		
B 6040	Bracket (engine radius rod)-RH	1	Pass & Comm (4 cyl)	32		
B 6041	Bracket (engine radius rod)-LH	1	Pass & Comm (4 cyl)	32		
18 6041	Bracket (engine radius rod)-LH	1	Pass & Comm (8 cyl)	32		
B 6042	Bolt (engine radius rod bracket)-upper-1/2"-13 x 1" overall length-flat head	2	Pass & Comm (4 cyl)	32		
		24510-S34	Bolt (engine radius rod upper bracket)-lower-1/2"-13 x 1 3/4"	2	Pass & Comm (4 cyl)	32
		22544-S	Bolt (engine radius rod upper bracket)-lower-1/2"-20 x 1 3/8"	2	Pass & Comm (4 cyl)	32
		34809-S8	Lockwasher-1/2"			
18 6043-A	Plug (cylinder block main oil line pipe)-front- standard	1or2	Pass-90 & 100 HP (8 cyl)	37-48		
		1or2	Comm & Trucks-90 & 100 HP (8 cyl)	37-47		

f No Longer Supplied



CHASSIS PARTS CATALOGUE

PART NUMBER	PART NAME	NO. REQ'D	MODEL	YEAR
				19__
18 6043-B	Plug (cylinder block main oil line pipe)- front-.005" O/S	1or2	Pass-90 & 100 HP (8 cyl)	37-48
		1or2	Comm & Trucks-90 & 100 HP (8 cyl)	37-47
18 6043-C	Plug (cylinder block main oil line pipe)- front-.010" O/S	2	Pass-90 & 100 HP (8 cyl)	37-48
		2	Comm & Trucks 90 & 100 HP (8 cyl)	37-47
9N 6043	Plug (cylinder block main oil line pipe)-front-replaced by 353052-S5	2	Comm & Truck-40 HP (4 cyl)	41-42
†40 6044	Rod (engine radius)	2	Pass & Comm (8 cyl)	33-34
46 6044	Rod (engine radius)	2	Pass & Comm (4 cyl)	33-34
48 6044	Rod (engine radius)	2	Pass & Comm-60 & 90 HP (8 cyl)	35-41
811W 6044	Rod (engine radius)	2	(101" COE Truck-1938-40)(101" COE Dump Truck-1938-39)(122" Truck-1940)	38-40
	33850-S2 Nut (engine radius rod)-5/8"-18	2	(101" COE Truck-1938-40)(101" COE Dump Truck-1938-39)(122" Truck-1940)	38-40
ONA 6044	Rod (engine radius)-RH	1	Comm-40 HP (4 cyl)	41
11A 6044	Rod (engine radius)	2	Pass-90 HP (8 cyl)	41
†B 6045-A	Shim (engine radius rod)-.031"	2	Pass & Comm (4 & 8 cyl)	32-34
48 6045-A	Bolt (engine radius rod to cross member)-.96" overall length-replaced by 48 6045-B	2	(Pass 60 & 90 HP-8 cyl-1935-40)(Comm 60, 90 & 100 HP-8 cyl-1939-40)	35-40
48 6045-B	Bolt (engine radius rod to cross member)-1.05" overall length	2	(Pass 60 & 90 HP-8 cyl-1940)(Comm 60, 90, & 100 HP-1940-41)	40-41
99A 6045	Bolt (engine radius rod to cross member)-1.52" overall length	2	Pass-90 HP (8 cyl)	41
ONA 6045	Rod (engine radius)-RH	1	Comm-40 HP (4 cyl)	41
	34031-S7 Nut (engine radius rod to engine)-7/16"-20	2	Pass & Comm-60, 90, & 100 HP (8 cyl)	33-41
	72016-S8 C/Pin (engine radius rod to engine)-3/32" x 3/4"	2	Pass & Comm-60, 90, & 100 HP (8 cyl)	33-41
	351433-S2 Lockwasher-countersunk (engine radius rod to cross member bolt)	2	Pass & Comm-60, 90, & 100 HP (8 cyl)	35-41
	33802-S8 Nut (engine radius rod to cross member bolt)-7/16"-20	2	Pass & Comm-60, 90, & 100 HP (8 cyl)	33-41
	34808-S8 Lockwasher (engine radius rod to cross member bolt nut)-7/16"	2	Pass & Comm-60, 90, & 100 HP (8 cyl)	33-41
	350619-S Bolt (engine radius rod to cross member)-7/16"-20x1.2"	2	Pass & Comm (8 cyl)	33-35
11A 6046	Bolt (frame to engine radius rod seat)-O.D. 1.12"-I.D. .46"-used with 11A-5145	2	Pass-90 HP (8 cyl)	41
B 6047	Bolt (engine front & rear support insulator)-2.97" long	2	Pass (4 & 8 cyl)	32-48
		2	Comm, Trucks (4 & 8 cyl) Refer to Engine Front Support Group	32-47
B 6048	Seat (engine front support insulator)	2	Pass, Comm, Trucks (4 & 8 cyl) Refer to Engine Front Support Group	32-36
78 6048-A	Seat (engine front & rear support upper insulator)	2	Pass (6 & 8 cyl)	36-48
		2	Comm, Trucks (6 & 8 cyl) Refer to Engine Front & Rear Support Group	36-47

† No Longer Supplied



CHASSIS PARTS CATALOGUE

CYLINDER HEAD CHART

CYLINDER HEAD		ENGINE		MODEL	YEAR 19__	MATERIAL	PISTON HEAD TYPE	NO. STUD HOLES	SPARK PLUG SIZE	REPLACED BY
PART NUMBER	SIDE	NO. CYL.	HORSEPOWER							
18-6049	RH	8	90	All	32	Iron	Flat	21	7/8"	68-6049-B
40-6049-A	RH	8	90	All	33-36	Alum.	Flat	21	18mm	68-6049-B
40-6049-B	RH	8	90	All	33-36	Iron	Flat	21	18mm	68-6049-B
48-6049	RH	8	90	All	35-36	Alum.	Dome	21	18mm	68-6049-B
68-6049-A	RH	8	90	All	36	Alum.	Dome	21	18mm	68-6049-B
68-6049-B	RH	8	90	All	36	Iron	Dome	21	18mm	
81A-6049-A	RH	8	90	Pass,Comm, 122" Trucks	38-42	Iron	Dome	24	14mm	59A-6050-B
		8	100	Pass,Comm, 122" Trucks	39-42	Iron	Dome	24	14mm	59A-6050-B
81A-6049-B	RH	8	90	Pass	38-42	Alum.	Dome	24	14mm	59A-6050-B
		8	100	Pass	39-42	Alum.	Dome	24	14mm	59A-6050-B
81T-6049-A	RH	8	90	Trucks	38-42	Iron	Dome	24	14mm	41T-6050
99T-6049-A	RH	8	100	Trucks	39-41	Iron	Dome	24	14mm	99T-6050-B
29A-6049	RH	8	100	All	42-44	Iron	Dome	24	14mm	59A-6050-B
A-6050-A		4		All	28-31	Iron	Flat	14	7/8"	
B-6050		4		All	32-34	Iron	Flat	14	7/8"	
18-6050	LH	8	90	All	32	Iron	Flat	21	7/8"	68-6050-B
40-6050-A	LH	8	90	All	33-36	Alum.	Flat	21	18mm	68-6050-B
40-6050-B	LH	8	90	All	33-36	Iron	Flat	21	18mm	68-6050-B
48-6050	LH	8	90	All	35-36	Alum.	Dome	21	18mm	68-6050-B
68-6050-A	LH	8	90	All	36	Alum.	Dome	21	18mm	68-6050-B
68-6050-B	LH	8	90	All	36	Iron	Dome	21	18mm	
77-6050-A		8	90	All	37	Iron	Dome	21	18mm	
78-6050		8	90	All	37	Alum.	Dome	21	18mm	77-6050-A
52-6050-B		8	60	All	37-40	Alum.	Dome	17	14mm	52-6050-C
52-6050-C		8	60	All	37-40	Iron	Dome	17	14mm	
81A-6050-A	LH	8	90	Pass,Comm, 122" Trucks	38-42	Iron	Dome	24	14mm	59A-6050-B
		8	100	Pass,Comm, 122" Trucks	39-42	Iron	Dome	24	14mm	59A-6050-B
81A-6050-B		8	90	Pass	38-42	Alum.	Dome	24	14mm	59A 6050
		8	100	Pass	39-42	Alum.	Dome	24	14mm	
81T-6050-A	LH	8	90	Trucks	38-42	Iron	Dome	24	14mm	41T-6050
99T-6050-A	LH	8	100	Trucks	39-41	Iron	Dome	24	14mm	99T-6050-B
99T-6050-B		8	100	Trucks	39-41	Iron	Dome	24	14mm	
ONY 6050		4	40	Comm,Trucks	41	Iron	Dome	18	14mm	2NC 6050-B
29A-6050	LH	8	100	All	42-44	Iron	Dome	24	14mm	59A-6050-B
△ 1GA-6050-D		6	90	All	41-47	Iron	Dome	31	14mm	
○ 2NC-6050-B		4	40	Comm,Trucks	42	Iron	Dome	18	14mm	
○ 41T-6050		8	90	Trucks	38-42	Iron	Dome	24	14mm	
● 59A-6050-A		8	90	Trucks	38-42	Iron	Dome	24	14mm	59A-6050-B
		8	90	Pass,Comm, 122" Trucks	38-42	Iron	Dome	24	14mm	59A-6050-B
		8	100	Pass,Comm, 122" Trucks	39-42	Iron	Dome	24	14mm	59A-6050-B
		8	100	All	42-46	Iron	Dome	24	14mm	59A-6050-B
§ 59A-6050-B		8	90	Trucks	38-42	Iron	Dome	24	14mm	
		8	90	Pass,Comm, 122" Trucks	38-42	Iron	Dome	24	14mm	
		8	100	Pass,Comm, 122" Trucks	39-42	Iron	Dome	24	14mm	
		8	100	All	42-48	Iron	Dome	24	14mm	
## 7HA-6050-C		6	90	All	47-48	Iron	Flat	33	14mm	

△ 6 Cyl "G" Series

○ 90 H.P. Trucks with Steel Sleeves.

6 Cyl "H" Series

● 90 H.P. Trucks without Steel Sleeves.

§ Use in pairs when replacing earlier type cylinder heads.



CHASSIS PARTS CATALOGUE

CYLINDER HEAD AND GASKET CHART
FOR 8 CYLINDER ENGINES

CYLINDER HEAD		GASKET		USED WITH CYLINDER BLOCK 6010	YEAR
RIGHT HAND	LEFT HAND	ENGINE TYPE			
		60 AND 90 H.P.	100 H.P.		
18 6049	18 6050	40 6051-B		18,48,68,78	1932
40 6049-A	40 6050-A	40 6051-B		18,48,68,78	1933-36
40 6049-B	40 6050-B	40 6051-B		18,48,68,78	1933-36
48 6049	48 6050	40 6051-B		18,48,68,78	1935-36
68 6049-A	68 6050-A	40 6051-B		18,48,68,78	1936
68 6049-B	68 6050-B	40 6051-B		18,48,68,78	1936
77 6050-A	77 6050-A	40 6051-B		78	1937
78 6050	78 6050	40 6051-B		78	1937
52 6050-B	52 6050-B	52 6051-B		52,92A,022A	1937-40
52 6050-C	52 6050-C	52 6051-B		52,92A,022A	1937-40
81A 6049-A	81A 6050-A	● 91A 6051-A		81A	1938-42
81A 6049-A	81A 6050-A		59A 6051	99A,19A	1939-42
81A 6049-A	81A 6050-A	☆ 41A 6051		81A	1938-42
81A 6049-A	81A 6050-A		59A 6051	99A,19A	1939-42
✚ 81A 6049-A	81A 6050-A	41A 6051		41A	1938-42
81A 6049-B	81A 6050-B	● 91A 6051-A		81A	1938-42
81A 6049-B	81A 6050-B		59A 6051	99A,19A	1939-42
81A 6049-B	81A 6050-B	☆ 41A 6051		81A	1938-42
81A 6049-B	81A 6050-B		59A 6051	99A,19A	1939-42
✚ 81A 6049-B	81A 6050-B	41A 6051		41A	1938-42
81T 6049-A	81T 6050-A	● 91A 6051-A		81A	1938-42
81T 6049-A	81T 6050-A		59A 6051	99A	1939
81T 6049-A	81T 6050-A	☆ 41A 6051		81A	1938-42
81T 6049-A	81T 6050-A		59A 6051	99A	1939
✚ 81T 6049-A	81T 6050-A	41A 6051		41A	1938-42
99T 6049-A	99T 6050-A		● 09A 6051	99A	1939-41
99T 6049-A	99T 6050-A		☆ 59A 6051	99A	1939-41
✚ 99T 6049-A	99T 6050-A		59A 6051	59A	1939-41
99T 6050-B	99T 6050-B		● 09A 6051	99A	1939-41
99T 6050-B	99T 6050-B		☆ 59A 6051	99A	1939-41
✚ 99T 6050-B	99T 6050-B		59A 6051	59A	1939-41
29A 6049	29A 6050		● 09A 6051	19A,29A	1942-44
29A 6049	29A 6050		☆ 59A 6051	19A,29A	1942-44
✚ 29A 6049	29A 6050		59A 6051	59A	1942-44
Δ 41T 6050	41T 6050			41A	1945
59A 6050-A	59A 6050-A		59A 6051	59A	1945-46
☆☆ 59A 6050-B	59A 6050-B	41A 6051	59A 6051	59A	1945-48

● Use with old design head. Old design head has 7/16" water hole at the center top edge between No. 4 and 5 valves and has 7/16" water hole at center of head between No. 2 and 3 cylinders.

☆ Use with new design head. New design head has 3/4" water hole at the center top edge between No. 4 and 5 valves and has 5/8" water hole at center of head between No. 2 and 3 cylinders.

✚ Use with reworked heads. Heads have been reworked to new design and combustion chamber has been enlarged for valve clearance for use on new cylinder blocks 41A-6010-B2 or 59A-6010-C.

☆☆ This head also replaces earlier type used on 90 H.P. and 100 H.P. 1938-44.

Δ This head also replaces earlier type used on 90 H.P. Trucks 1938-42.



CHASSIS PARTS CATALOGUE

PART NUMBER	PART NAME	NO. REQ'D	MODEL	YEAR 19__
91T-6053	Plug (cylinder head heat indicator outlet)-3/8" taper thread-replaced by 358066-S8	1or4 1or4	Pass-60,90, & 100 HP (8 cyl) Comm & Trucks-60,90, & 100 HP (8 cyl)	32-48 32-47
01A-10889	Adapter (heat indicator bulb)	1	Pass,Comm, & Truck-90 & 100 HP (8 cyl)	32-39
358066-S8	Plug (cyl.head heat indicator outlet)-3/8" taper	1or4 1or4	Pass (8 cyl) Comm,Trucks (8 cyl)	32-48 32-47
358066-S8	Plug (cylinder head)-3/8" taper	1	Pass (6 cyl"H" Series)	47-48
353055-S7	Plug (cylinder head)-1/4"-18 pipe	1 3	Trucks (6 cyl"H" Series) Pass (6 cyl"H" Series)	47 47-48
A 6051-A	Gasket (cylinder head)-replaced by B-6051-A	1	Pass,Comm & Truck (4 cyl)	28-31
B 6051-A	Gasket (cylinder head)	1	Pass,Comm & Truck (4 cyl)	32-34
§40 6051-B	Gasket (cylinder head)-21 stud	2	Pass,Comm & Truck-90 HP (8 cyl)	32-37
52 6051-B	Gasket (cylinder head)-17 stud	2	Pass,Comm & Truck-60 HP (8 cyl)	37-40
91A 6051-A	Gasket (cylinder head)-24 stud-large water openings	2	Pass,Comm & Truck-90 HP (8 cyl)	38-42
09A 6051	Gasket (cylinder head)-24 stud-large water openings	2	Pass,Comm & Truck-100 HP (8 cyl)	39-44
1GA 6051-D	Gasket (cylinder head)-31 stud	1	Pass,Comm & Truck-90 HP (6 cyl"G" Series)	41-47
41A 6051	Gasket (cylinder head)-24 stud-small water openings	2	Pass,Comm & Truck-90 HP (8 cyl)	32-42
59A 6051	Gasket (cylinder head)-24 stud-small water openings	2 2	Pass-100 HP (8 cyl) Comm & Trucks-100 HP (8 cyl)	39-48 39-47
40-6079	Gasket set (valve job)-Consists of the following 2-40 6051-B Gasket 1-40 6521 Gasket 2-18 8507 Gasket	1	Pass,Comm & Truck-90 HP (8 cyl)	32-36
7HA 6051	Gasket (cylinder head)-33 stud	1 1	Pass (6 cyl"H" Series) Trucks (6 cyl"H" Series)	47-48 47
8N 6051	Gasket (cylinder head)-18 stud	1	Comm & Truck-40 HP (4 cyl)	41-42
91T 6053	Plug (cylinder head heat indicator outlet)-replaced by 358066-S8		Refer to 6050 Group	
91T 6053	Plug (valve chamber cover)-replaced by-358066-S8		Refer to 6520 Group	
91T 6053	Plug (water pump)-replaced by 358066-S8		Refer to 8501 Group	
52 6055-B	Sleeve (cylinder)-.040" wall thickness-P/steel	8	Pass,Comm & Trucks-60 HP (8 cyl)	37-40
91A 6055	Sleeve (cylinder)-.040" wall thickness-P/steel	8	Pass,Comm & Trucks-90 HP (8 cyl)	40-42
99A 6055	Sleeve (cylinder)-.040" wall thickness-P/steel	8	Pass,Comm & Trucks-100 HP (8 cyl)	40
99A 6055	Sleeve (cylinder)-.040" wall thickness-P/steel	4	Comm,Trucks-40 HP (4 cyl)	41-42
09A 6055	Sleeve (cylinder)-.060" wall thickness-P/steel	8	Pass,Comm & Trucks-100 HP (8 cyl)	40
11A 6055-B	Sleeve (cylinder)-.122" wall thickness-Cast iron	8	Pass,Comm & Trucks-90 HP (8 cyl)	32-42
1GA 6055-D	Sleeve (cylinder)-Cast iron	6	Pass,Comm & Trucks-90 HP (6 cyl)	41-42
59A 6055-B	Sleeve (cylinder)-Cast iron-used with cyl. blocks having milled depression between valve port & cyl.	8 8	Pass-100 HP (8 cyl) Comm & Trucks-100 HP (8 cyl)	39-48 39-47
59A 6055-C	Sleeve (cylinder)-Cast iron-used with cyl. blocks w/o milled depression between valve port & cyl.	8 8	Pass-100 HP (8 cyl) Comm & Trucks-100 HP (8 cyl)	39-48 39-47
7HA 6055-B	Sleeve (cylinder)-cast iron	6 6	Pass (6 cyl"H" Series) Trucks (6 cyl"H" Series)	47-48 47
1GA 6056	Insert (intake valve seat)	6	Pass,Comm & Truck-90 HP (6 cyl)	41-42
40 6057-A	Insert (intake & exhaust valve seat)-1.6530"/1.6535" O.D.	16 16	Pass-90 & 100 HP (8 cyl) Comm & Trucks-90 & 100 HP (8 cyl)	33-48 33-47
40 6057-A	Insert (exhaust valve seat)-1.6530"/1.6535" O.D.	6 6	Pass-(6 cyl) Comm & Trucks (6 cyl)	41-48 41-47
40 6057-A	Insert (intake valve seat)-1.6530"/1.6535" O.D.	4	Comm & Trucks-40 HP (4 cyl)	41-42

§ New design gasket has a 5/16" round hole in place of the large blunt cone shaped opening in the center lower edge of gasket between No. 2 and 3 bores.

When installing new design gasket with old design head it is necessary to increase the 7/16" round water hole in the center top edge of head between No.4 and 5 valves to 3/4",also necessary to increase center hole from 7/16"to 5/8"

New design heads have 3/4" round water hole in center top edge of head between No.4 and 5 valve instead of 7/16" and a 5/8" hole in center of head between No.2 and 3 bore instead of 7/16".



CHASSIS PARTS CATALOGUE

PART NUMBER	PART NAME	NO. REQ'D	MODEL	YEAR 19__
40 6057-B	Insert (intake & exhaust valve)-1.6330"/1.6335" O.D.	16	Pass-90 & 100 HP (8 cyl)	33-48
		16	Comm & Trucks-90 & 100 HP (8 cyl)	33-47
40 6057-B	Insert (exhaust valve seat)-1.6330"/1.6335" O.D.	6	Pass (6 cyl)	41-48
		6	Comm & Trucks (6 cyl)	41-47
40 6057-B	Insert (intake valve seat)-1.6330"/1.6335" O.D.	4	Comm & Trucks-40 HP (4 cyl)	41-42
40 6057-D	Insert (intake and exhaust valve seat)-1.6330"/1.6335" O.D.-replaced by 40-6057-B	16	Pass-90 & 100 HP (8 cyl)	33-46
		16	Comm & Trucks-90 & 100 HP (8 cyl)	33-47
40 6057-D	Insert (exhaust valve seat)-1.6330"/1.6335" O.D.-replaced by 40-6057-B	6	Pass,Comm & Truck-90 HP (6 cyl"G" Series)	41-47
40 6057-D	Insert (intake valve seat)-1.6330"/1.6335" O.D.-replaced by 40-6057-B	4	Comm & Truck-40 HP (4 cyl)	41-42
52 6057-E	Insert (intake and exhaust valve seat)-1.4050"/1.4055" O.D.	16	Pass,Comm & Truck-60 HP (8 cyl)	37-40
52 6057-E	Insert (exhaust valve seat)-1.4050"/1.4055" O.D.	4	Comm & Truck-40 HP (4 cyl)	41-42
52 6057-F	Insert (intake and exhaust valve seat)-1.4250"/1.4255" O.D.	16	Pass,Comm & Truck-60 HP (8 cyl)	37-40
52 6057-F	Insert (exhaust valve seat)-1.4250"/1.4255" O.D.	4	Comm & Truck-40 HP (4 cyl)	41-42
52 6057-G	Insert (intake and exhaust valve seat)-1.3425"/1.3430" O.D.	16	Pass,Comm & Truck-60 HP (8 cyl)	37-40
52 6057-G	Insert (exhaust valve seat)-1.3425"/1.3430" O.D.	4	Comm & Truck-40 HP (4 cyl)	41-42
52 6057-H	Insert(intake and exhaust valve)-1.3625"/1.3630" O.D.	16	Pass,Comm & Truck-60 HP (8 cyl)	37-40
52 6057-H	Insert (exhaust valve seat)-1.3625"/1.3630" O.D.	4	Comm & Truck-40 HP (4 cyl)	41-42
1GA 6064-C	Tube (cylinder block water)	1	Pass,Comm & Truck-90 HP (6 cyl"G" Series)	41-47
	†24051-AR Stud (cylinder head)-4-7/16"	3	Pass,Comm & Truck (4 cyl)	28-29
	A-24051-BR Stud (cylinder head)	1	Pass,Comm & Truck (4 cyl)	28-29
	352725-S Stud (cylinder head)-3-1/2"	11	Pass,Comm & Truck (4 cyl)	28-31
	352726-S Stud (cylinder head)-3-11/16"	1	Pass,Comm & Truck (4 cyl)	28-31
	352727-S Stud (cylinder head)-5-23/32"	2	Pass,Comm & Truck (4 cyl)	28-31
	352725-S Stud (cylinder head)-3-1/2"	14	Pass,Comm & Truck (4 cyl)	32-34
	351025-S7 Nut (cylinder head stud)-7/16"-20	14	Pass,Comm & Truck (4 cyl)	28-34
40 6065	Stud (cylinder head)-2.34"	10	Pass,Comm & Truck-90 HP (8 cyl)	32-37
40 6065	Stud (cylinder head)-2.34"	16	Pass-90 & 100 HP (8 cyl)	38-48
		16	Comm & Trucks-90 & 100 HP (8 cyl)	38-47
52 6065	Stud (cylinder head)-2.30"	12	Pass,Comm & Truck-60 HP (8 cyl)	37-40
18 6066	Stud (cylinder head)-2.78"	15	Comm & Truck-40 HP (4 cyl)	41-42
18 6066	Stud (cylinder head)-2.78"	4	Pass-90 & 100 HP (8 cyl)	42-48
		4	Comm & Trucks-90 & 100 HP (8 cyl)	42-47
40 6066	Stud (distributor conduit)-2.90"	1	Comm & Truck-40 HP (4 cyl)	41-42
40 6066	Stud (air cleaner bracket)	2	Comm & Truck-40 HP (4 cyl)	41-42
40 6066	Stud (generator bracket)	2	Comm & Truck-40 HP (4 cyl)	41-42
40 6066	Stud (cylinder head)-2.90"	10	Pass,Comm & Truck-90 HP (8 cyl)	32-36
40 6066	Stud (cylinder head)-2.90"	8	Pass,Comm & Truck-90 HP (8 cyl)	37
40 6066	Stud (cylinder head)-2.90"	4	Pass,Comm & Truck-90 & 100 HP (8 cyl)	38-41
52 6066	Stud (cylinder head)-2.74"	22	Pass,Comm & Truck-60 HP (8 cyl)	37-40
8BA 6066-A	Bolt (cylinder head)-7/16"-14 x 2.62"	33	Pass (6 cyl"H" Series)	47-48
		33	Trucks (6 cyl"H" Series)	47
40 6067	Stud (cylinder head)-3.59"	22	Pass,Comm & Truck-90 HP (8 cyl)	32-36
48 6067	Stud (cylinder head)-3.09"	24	Pass,Comm & Truck-90 HP (8 cyl)	37
48 6067	Stud (cylinder head)-3.09"	28	Pass-90 & 100 HP (8 cyl)	38-48
		28	Comm & Trucks-90 & 100 HP (8 cyl)	38-47
48 6067	Stud (cylinder head)-3.09"	3	Comm & Truck-40 HP (4 cyl)	41-42
48 6067	Stud (cylinder head)-3.09"	31	Pass,Comm & Truck-90 HP (6 cyl"G" Series)	41-47
91A 6067	Stud (cylinder head)-3.15"-Used wherever a longer stud is necessary	1	Pass,Comm & Truck-90 & 100 HP (8 cyl)	38-44

† No Longer Supplied



CHASSIS PARTS CATALOGUE

PART NUMBER	PART NAME	NO. REQ'D	MODEL	YEAR 19__
91A 6067	Stud (cylinder head)-3.15"-used wherever a longer stud is necessary	2	Pass,Comm & Truck-90 HP (6 cyl"G" Series)	41-47
	351025-S7 Nut (cylinder head stud)- 7/16"-20 x .44" thick	42	Pass,Comm & Truck-90 HP (8 cyl)	32-37
	351025-S7 Nut (cylinder head stud)- 7/16"-20 x .44" thick	48 48	Pass-90 & 100 HP (8 cyl) Comm & Trucks-90 HP (8 cyl)	38-48 38-47
	351025-S7 Nut (cylinder head stud)- 7/16"-20 x .44" thick	18	Comm & Truck-40 HP (4 cyl)	41-42
	351025-S7 Nut (cylinder head stud)- 7/16"-20 x .44" thick	31 31	Pass-90 HP (6 cyl) Comm & Trucks-90 HP (6 cyl)	41-48 41-47
	351061-S7 Nut (cylinder head stud)- 7/16"-20 x 1.16" thick	2 2	Pass (6 cyl"H" Series) Trucks (6 cyl"H" Series)	47-48 47
	33800-S8 Nut (cylinder head stud)- 3/8"-24-Formerly used 33867-S7	34	Pass,Comm & Truck-60 HP (8 cyl)	37-40
	351428-S7 Washer (cylinder head nut)-Use with alum.heads	42	Pass,Comm & Truck-90 HP (8 cyl)	33-37
	351385-S7 Washer (cylinder head nut)-Use with alum.heads	34	Pass,Comm & Truck-60 HP (8 cyl)	37-40
21A 6068-A	Support assy (engine)-rear-rubber	1 1	Pass (6 & 8 cyl) Comm (6 & 8 cyl) Refer to Engine Rear Support Group	42-48 42-47
18 6075	Bushing (cylinder valve guide)-1.1315" O.D.-1.01" I.D.	16 16	Pass-90 & 100 HP (8 cyl) Comm & Trucks-90 & 100 HP (8 cyl)	32-48 32-47
18 6076-A	Bushing (valve push rod)-1.1295" O.D.-.98" I.D.	16 16	Pass-90 & 100 HP (8 cyl) Comm & Trucks-90 & 100 HP (8 cyl)	32-48 32-47
18 6076-B	Bushing (valve push rod)-1.098" O.D.-.98" I.D.	16 16	Pass-90 & 100 HP (8 cyl) Comm & Trucks-90 & 100 HP (8 cyl)	32-48 32-47
18 6076-C	Bushing (valve push rod)-1.1295" O.D.-.88" I.D.	16 16	Pass-90 & 100 HP (8 cyl) Comm & Trucks-90 & 100 HP (8 cyl)	32-48 32-47
†18 6076-D	Bushing (valve push rod)-1.098" O.D.-.88" I.D.	16 16	Pass-90 & 100 HP (8 cyl) Comm & Trucks-90 & 100 HP (8 cyl)	32-48 32-47
40 6079	Gasket set (valve job)-formerly was 40-18510-B- consists of the following 2-40 6051-B Gasket-cyl. head (21 stud type) 1-40 6521 Gasket-valve chamber cover 2-18 8507 Gasket-water pump housing	1	Pass,Comm,Trucks-90 HP (8 cyl) Refer to 59A 6051	32-36
52 6087-B	Connection (cylinder water inlet)	2	Pass,Comm & Truck-60 HP (8 cyl)	37-40

Engine Front Support

	†73-5057 Bracket (radiator & engine front support)-RH	1	Comm-60 HP (8 cyl)	37-39
	74-5057 Bracket (radiator and engine front support)-RH	1	Pass-60 HP (8 cyl)	37-39
	82Y-5057 Bracket (engine front support)-RH	1	122" 1 ton truck-60 HP (8 cyl)	38-39
	†022A-5057 Bracket (engine front support)-RH	1	Pass & Comm-60 HP (8 cyl)	40
	†73-5058 Bracket (radiator and engine front support)-LH	1	Comm-60 HP (8 cyl)	37-39
	24369-S8 Bolt (radiator and engine front support bracket to gusset)- 3/8"-24 x 7/8"	2	Comm-60 HP (8 cyl)	37-39
	33800-S8 Nut (radiator and engine front support bracket to gusset)- 3/8"-24	2	Comm-60 HP (8 cyl)	37-39
	34847-S8 Lockwasher (radiator & engine front support bracket to gusset)-3/8"	2	Comm-60 HP (8 cyl)	37-39
	†74-5058 Bracket (radiator & engine front support)-LH	1	Pass-60 HP (8 cyl)	37-39
	†75-5058 Bracket (radiator & engine front support)-LH	1	Truck-60 HP (8 cyl)	37

† No Longer Supplied



CHASSIS PARTS CATALOGUE

PART NUMBER	PART NAME	NO. REQ'D	MODEL	YEAR
†82Y-5058	Bracket (engine front support)-LH	1	122" 1 ton truck-60 HP (8 cyl)	38-39
02Y-5058	Bracket (engine front support)-LH	1	122" 1 ton truck-60 HP (8 cyl)	40
022A-5058	Bracket (engine front support)-LH	1	Pass & Comm-60 HP (8 cyl)	40
41A-6023	Adapter (engine front support)-use with 41A-6010-B2 or 41A-6011-B2	2	Pass,Comm & Truck (8 cyl)	32-34
B-6033	Washer (engine front support adapter bolt)	2	Pass, Comm & Truck (8 cyl)	32-34
22623-S2	Bolt (engine front support adapter)-7/16"-20 x 7/8"	2	Pass, Comm & Truck (8 cyl)	32-34
78-6029-A	Washer (engine front support insulator bolt)-lower	2	Pass (4 cyl)	32-34
78-6029-A	Washer (engine front support insulator bolt)-lower	2	Pass-60,90 & 100 HP (8 cyl)	32-48
78-6029-B	Washer (engine front support insulator bolt)-lower	2	Comm & Truck (4 cyl)	32-34
78-6029-B	Washer (engine front support insulator bolt)-lower	2	Comm & Trucks-60,90 & 100 HP (8 cyl)	32-47
A-6030-A	Support (engine front)	1	Pass,Comm & Truck	28-31
B-6030-C	Support (engine front)	1	Pass, Comm & Truck (4 cyl)	32
BB-6030-A	Support (engine front)	1	Truck (4 cyl)	32
BB-6030-B	Support (engine front)	1	Truck (4 cyl)	33-34
20402-S	Bolt (engine front support to cylinder block)-1/2"-13 x 1 1/16"	2	Pass, Comm & Truck (4 cyl)	28-32
34809-S8	Lockwasher(engine frt.support to cyl.block screw)-1/2"	2	Pass,Comm & Truck (4 cyl)	28-32
34031-S7	Nut (engine front support thru front crossmember)-7/16"-20	1	Pass,Comm & Truck (4 cyl)	28-34
44731-S8	Washer-flat (engine front support thru front cross-member)-7/16"	1	Pass, Comm & Truck	28-31
72016-S8	Cotter pin (engine front support thru front cross-member)-3/32 x 3/4"	1	Pass,Comm & Truck	28-34
†18-6030-B	Support (engine front)-RH	1	Pass,Comm & Truck (8 cyl)	32
40-6030-A	Support (engine front)-RH	1	Pass, Comm & Truck (8 cyl)	33
40-6030-B	Support (engine front)-RH	1	(Pass & Comm 1933-34) (Truck 1933-36) (8 cyl)	33-36
46-6030-A	Support (engine front)	1	Comm (4 cyl)	33
46-6030-B	Support (engine front)	1	Pass & Comm (4 cyl)	33-34
48-6030	Support (engine front)-RH	1	(Pass 1935)(Comm 1935-36)	35-36
68-6030	Support (engine front)-RH	1	Pass (8 cyl)	36
†A-6031	Plate (engine front support auxiliary spring)	1	Pass,Comm & Truck	28-31
18-6031-B	Support (engine front)-LH	1	Pass, Comm & Truck (8 cyl)	32
†40-6031-A	Support (engine front)-LH	1	Pass, Comm & Truck (8 cyl)	33
40-6031-B	Support (engine front)-LH	1	(Pass & Comm 1933-34) (Truck 1933-36) (8 cyl)	33-36
48-6031	Support (engine front)-LH	1	(Pass 1935)(Comm 1935-36)	35-36
68-6031	Support (engine front)-LH	1	Pass (8 cyl)	36
350636-S	Bolt (engine front support to cyl. block)-7/16"-14 x 1 3/8"	4	Pass, Comm & Truck (8 cyl)	33-36
34808-S8	Lockwasher (engine frt. support to cyl. block)-7/16"	4	Pass,Comm & Truck (8 cyl)	33-36
350528-S	Bolt (engine front support to cyl. block)-3/8"-16 x 1 1/8"	4	Pass, Comm & Truck (8 cyl)	33-36
34827-S2	Lockwasher (engine frt. support to cyl. block)-3/8"	4	Pass, Comm & Trucks	33-36
†A-6032	Spring (engine front support)-upper	2	Pass,Comm & Truck	28-31
†A-6033-A	Washer (engine front support stop)-29/64" I.D. X 1 3/8" O.D.	2	Pass, Comm & Truck	28-31

† No Longer Supplied



CHASSIS PARTS CATALOGUE

PART NUMBER	PART NAME	NO. REQ'D	MODEL	YEAR 19
B-6033	Washer (engine front support insulator bolt)-upper	2	Pass (4 & 8 cyl)	32-48
		2	Comm & Trucks (4 & 8 cyl)	32-47
B-6033	Washer (engine mount adapter bolt)-use with 41A-6010-B2 cylinder block & 41A-6023 adapter	2	Pass	32-48
		2	Comm, Trucks	32-47
†A-6035-A	Spring (engine front support)-lower	1	Pass, Comm & Truck	28-31
2GC-6037	Bracket (engine front support)-RH	1	Comm & Truck(except COE)(6 cyl "G"Series)	42-47
7HC-6037	Bracket (engine front support)-RH	1	Trucks (6 cyl "H" Series)	47
B-6038-C	Insulator (engine front support) - upper	2	Pass (4 cyl)	32-34
B-6038-C	Insulator (engine front support)-upper	2	Pass-90 & 100 HP (8 cyl)	32-48
BB-6038-A	Insulator (engine front support) - upper	2	Truck (4 & 8 cyl)	32
74-6038	Insulator (engine front support) - upper	2	Pass-60 HP (8 cyl)	37-40
51T-6038-A	Insulator (engine front support)-upper	2	Comm & Trucks (6 cyl)	41-47
51T-6038-A	Insulator (engine front support)-upper	2	Comm & Truck (6 cyl)	41-47
51T-6038-A	Insulator (engine front support)-upper	2	Comm & Truck-60,90 & 100 HP (8 cyl)	32-47
5GA-6038	Insulator & support (engine front)-has clover leaf design flange	2	Pass (6 cyl "G" Series)	41-47
22215-S2	Bolt (engine front insulator and support to crossmember) - 7/16" -20 x 1"	4	Pass,Comm & Trucks (6 cyl"G" Series)	41-47
34031-S7	Nut (engine front insulator and support to crossmember)-7/16" -20	4	Pass,Comm & Trucks (6 cyl"G" Series)	41-47
72016-S8	Cotter pin (engine front insulator & support to crossmember bolt)-3/32" x 3/4"	4	Pass,Comm & Trucks (6 cyl"G" Series)	41-47
2GC-6038	Bracket (engine front support)-LH	1	Comm & Truck (6 cyl"G" Series)-except COE	42-47
20368-S7	Bolt (engine front bracket to engine front support)-3/8" -16 x 7/8"	6	Pass & comm-90 HP (6 cyl"G" Series)	41-47
22518-S	Bolt (engine frt.brkt.to engine frt. support)-3/8"-16 x 1"	6	122" Truck & regular truck (6 cyl "G" Series)	42
6HA-6038	Insulator & support assy (engine front)	2	Pass (6 cyl"H" Series)	47-48
7HC-6038	Bracket (engine front support)-LH	1	Trucks (6 cyl"H" Series)	47
88378-S	Stud (engine support to cylinder block)-7/16"-20 & 7/16"-14 x 1 5/16"	6	Pass (6 cyl"H" Series)	47-48
		6	Trucks (6 cyl "H" Series)	47
33802-S8	Nut-7/16" -20			
34808-S8	Lockwasher-7/16"			
B-6039-A	Insulator (engine front support) lower	2	Pass, Comm & Truck (4 cyl)	32-34
B-6039-A	Insulator (engine front support)-lower	2	Pass, Comm & Truck-90 HP (8 cyl)	32-36
†BB-6039-A	Insulator (engine front support)-lower	2	Truck	32
78-6039-A	Insulator (engine front support)-lower	2	Pass-60,90 & 100 HP (8 cyl)	37-48
59T-6039	Insulator (engine front support)-lower	2	Comm & Trucks-60,90 & 100 HP (8 cyl)	37-48
B-6047	Bolt (engine front support insulator)-2 31/32" long with c/pin hole	2	Pass (4 & 8 cyl)	32-48
		2	Comm & Trucks (4 & 8 cyl)	32-47

† No Longer Supplied



CHASSIS PARTS CATALOGUE

PART NUMBER	PART NAME	NO. REQ'D	MODEL	YEAR 19__
34031-S7	Nut-7/16"-20	2	Pass (4 & 8 cyl)	32-48
		2	Comm & Trucks (4 & 8 cyl)	32-47
72016-S8	Cotter pin-3/32" x 3/4"	2	Pass (4 & 8 cyl)	32-48
		2	Comm & Trucks (4 & 8 cyl)	32-47
34422-S2	Nut-lock-7/16"-20	2	Pass (4 & 8 cyl)	32-48
		2	Comm & Trucks (4 & 8 cyl)	32-47
†351426-S2	Washer (engine front support insulator to frame bolt)	2	Truck (4 & 8 cyl)	32
B-6048	Seat (engine front support upper insulator)	2	Pass, Comm & Truck (4 & 8 cyl)	32-36
78-6048-A	Seat (engine front support upper insulator)	2	Pass-60,90 & 100 HP (8 cyl)	36-48
		2	Comm & Trucks-60,90 & 100 HP (8 cyl)	36-47
78-6048-A	Seat (engine front support upper insulator)	2	Comm, Trucks (6 cyl) [†] Series)	41-47
B-7249	Shim (engine front support to insulator bolt)	As Req'd	Truck	35-36

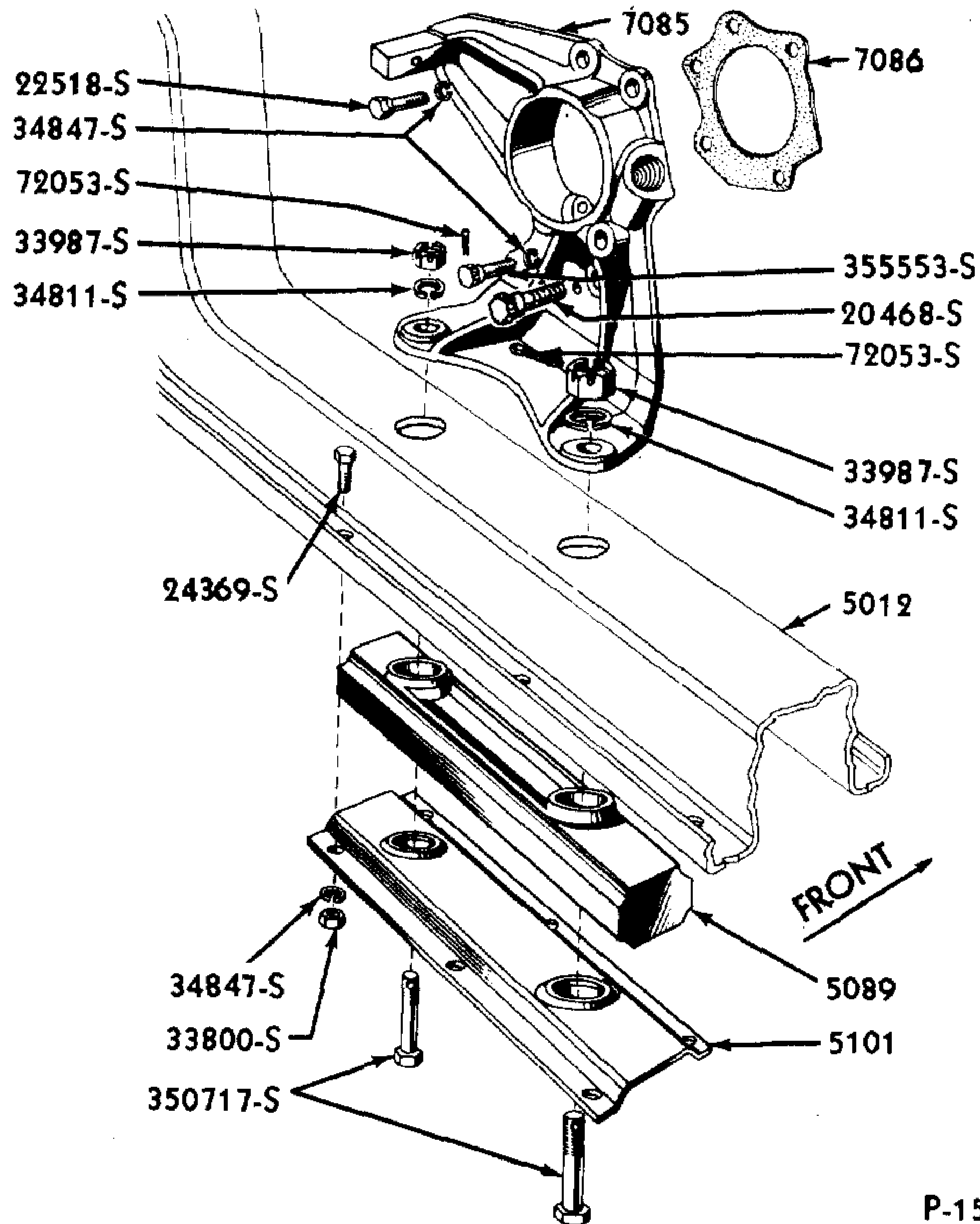
Engine Rear Support

78-5059-A	Bracket (engine rear support frame)	1	Pass & Comm-60 & 90 HP (8 cyl)	36-37
78-5059-B	Bracket (engine rear support frame) - 1 piece design	1	Pass & Comm-60 & 90 HP (8 cyl)	37-41
11A-5059	Bracket (engine rear support)	1	Pass-90 HP (6 & 8 cyl)	41
21A-5059	Bracket (engine rear support)	1	Pass-90 & 100 HP (6 & 8 cyl)	42-48
60442-S	Rivet (engine rear support bracket to frame)-1/4"x7/8"	4	Pass	35-48
60470-S	Rivet (engine rear support bracket to frame)-5/16" x 1"	2	Pass	35-48
AA-5089-B	Support assy (engine rear)-RH	1	Truck	28-31
†B-5089-B	Support assy (engine rear)	1	Pass & Comm (4 & 8 cyl)	32
BB-5089-A	Support (engine rear)	1	Trucks (4 & 8 cyl)	32-39
†48-5089-A	Support assy (engine rear)	1	Pass & Comm	35-36
01T-5089-A	Insulator (engine rear support)	1	Trucks (8 cyl)	40-47
20471-S7	Bolt (engine rear support to frame)-7/16"-20 x 7/8"	2	Pass & Comm (8 cyl)	33-36
22209-S2	Bolt (engine rear support to crossmember)-7/16"-20 x 7/8"	4	(Pass & Comm-1932)(Trucks 1932-39)(4 & 8 cyl)	32-39
34031-S7	Nut (engine rear support to crossmember)-7/16"-20	4	(Pass & Comm-1932)(Trucks 1932-39)(4 & 8 cyl)	32-39
72016-S8	Cotter pin (engine rear support to crossmember)-3/32 x 3/4"	4	(Pass & Comm 1932)(Trucks 1932-39)(4 & 8 cyl)	32-39
22215-S2	Bolt (engine rear support to crossmember & hand brake cable bracket)-7/16"-20 x 1"	2	122" truck	39-40
21492-S2	Bolt (engine rear support)-5/16"-24 x 1 7/8"	6	Truck	28-30
22245-S2	Bolt (engine rear support)-5/16"-24 x 1 1/2"	6	Truck	30-31
34029-S8	Nut (engine rear support)-5/16"-24	6	Truck	28-31
72000-S7	Cotter pin (engine rear support)-1/16" x 3/8"	6	Truck	28-31
A-5090-B	Support (engine rear)-on frame	2	Pass & Comm	28-31
AA-5090-B	Support (engine rear)-LH	1	Truck	28-31
A-5092	Cushion (engine rear support)	4	Pass & Comm	28-31
AA-5093	Spacer (engine rear support)	6	Pass, Comm & Truck	28-31
22236-S2	Bolt (engine rear support plate)-5/16"-24 x 1 3/8"	6	Pass & Comm	28-31
34029-S8	Nut (engine rear support plate) 5/16"-24	6	Pass & Comm	28-31
72003-S7	Cotter pin (engine rear support plate)-1/16 x 1/2"	6	Pass & Comm	28-31

† No Longer Supplied

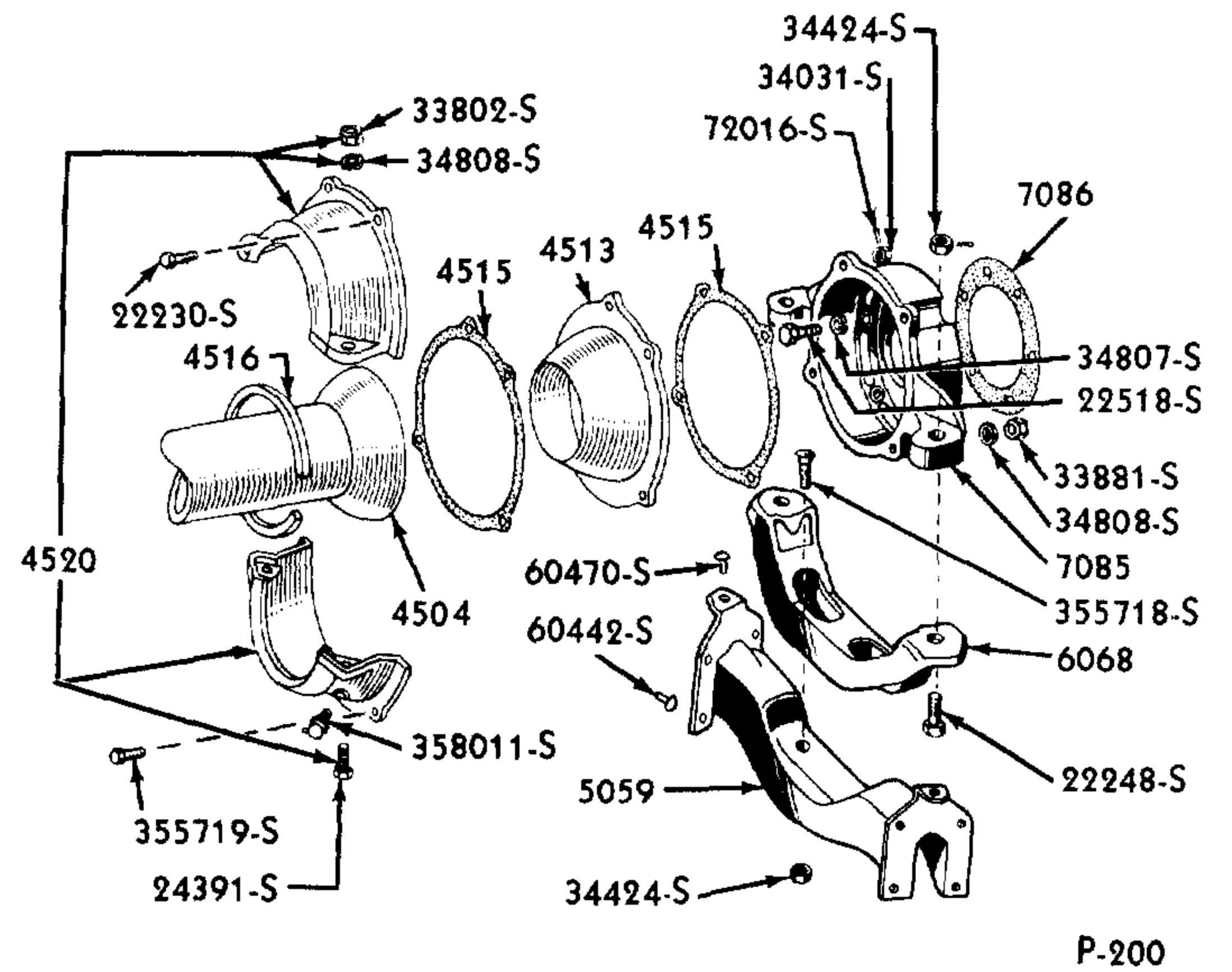


CHASSIS PARTS CATALOGUE



P-159

1940-47 TRUCK



P-200

1942-48 PASSENGER

ENGINE REAR SUPPORTS

Basic numbers only shown on illustration. Order by Part Numbers shown in list of parts.

PART NUMBER	PART NAME	NO. REQ'D	MODEL	YEAR 19
B-5099-A	Plate (engine rear support backing)	1	Pass & Comm (4 & 8 cyl)	32-36
82Y-5099	Plate (engine rear support backing) used with 3 speed transmission	1	122" truck	38-39
01T-5101	Retainer (engine rear support insulator)	1	Trucks	40-47
20359-S2	Bolt (engine rear support insulator retainer to cross- member)-3/8"-24 x 13/16"	6	Trucks	40-47
33800-S8	Nut-3/8"-24	6	Trucks	40-47
34847-S8	Lockwasher-3/8"	6	Trucks	40-47
40 5103	Clamp (engine rear support)	1	Pass & Comm (8 cyl)	33
20411-S7	Bolt (engine rear support clamp) 7/16"-20 x 1 1/8"	2	Pass & Comm (8 cyl)	33
78-6029-A	Washer (engine rear support insu- lator bolt)-lower	2	Pass-60,90 & 100 HP (6 & 8 cyl)	36-41
78-6029-B	Washer (engine rear support insu- lator bolt)-lower	2	Comm-60,90 & 100 HP (6 & 8 cyl)	36-41
B-6033	Washer (engine rear support insu- lator bolt)-upper	2	Pass & Comm-60,90 & 100 HP (6 & 8 cyl)	36-41
B-6038-C	Insulator (engine rear support)- upper	2	Pass-90 & 100 HP (8 cyl)	36-40
B-6038-C	Insulator (engine rear support)- upper	2	Pass-90 HP (6 cyl)	41
B-6038-C	Insulator (engine rear support)- upper	2	Comm-90 & 100 HP (6 & 8 cyl)	36-41
74-6038	Insulator (engine rear support)- upper	2	Pass & Comm-60 HP (8 cyl)	37-40
74-6038	Insulator (engine rear support)- upper	2	Pass-90 & 100 HP (8 cyl)	41
78-6039-A	Insulator (engine rear support)- lower	2	Pass-60,90 & 100 HP (6 & 8 cyl)	36-41



CHASSIS PARTS CATALOGUE

PART NUMBER	PART NAME	NO. REQ'D	MODEL	YEAR 19__
78-6039-A	Insulator (engine rear support)- lower	2	Comm-60,90 & 100 HP (6 & 8 cyl)	36-41
350730-S7	Bolt (engine rear support insulator)-7/16"-20 x 3 13/32" -use with 78-5059-A	2	Pass & Comm-60 & 90 HP (8 cyl)	36-37
350731-S7	Bolt (engine rear support insulator)-7/16"-20 x 3 13/64" -use with 78-5059-B	2	Pass & Comm-60,90 & 100 HP (6 & 8 cyl)	37-41
34031-S7	Nut-7/16"-20	2	Pass & Comm-60,90 & 100 HP (6 & 8 cyl)	36-41
72016-S8	Cotter pin-3/32" x 3/4"	2	Pass & Comm-60,90 & 100 HP (6 & 8 cyl)	36-41
78-6048-A	Seat (engine rear support upper insulator)	2	Pass & Comm-60,90 & 100 HP (6 & 8 cyl)	36-41
21A-6068-A	Support assy (engine rear)-rubber	1	Pass (6 & 8 cyl)	42-48
		1	Comm (6 & 8 cyl)	42-47
355718-S2	Bolt (engine rear support to engine rear support bracket) -1/2"-20 x 1"	2	Pass (6 & 8 cyl)	42-48
		2	Comm (6 & 8 cyl)	42-47
33846-S8	Nut (engine rear support to engine rear support bracket) 1/2"-20	2	Pass (6 & 8 cyl)	42-48
		2	Comm (6 & 8 cyl)	42-47
34809-S8	Lockwasher-1/2"	2	Pass (6 & 8 cyl)	42-48
		2	Comm (6 & 8 cyl)	42-47
34424-S7	Nut-lock (engine rear support to engine rear support bracket)-1/2"-20	2	Pass (6 & 8 cyl)	42-48
		2	Comm (6 & 8 cyl)	42-47
24493-S7	Bolt (engine rear support to trans main shaft brg retainer) 1/2"-20 x 1 5/8"	2	Pass (8 cyl)	42-48
		2	Comm (8 cyl)	42-47
34032-S7	Nut (engine rear support to trans main shaft brg retainer) -1/2"-20	2	Pass (8 cyl)	42-48
		2	Comm (8 cyl)	42-47
72016-S8	Cotter pin (engine rear support to trans main shaft brg retainer)-3/32" x 3/4"	2	Pass (8 cyl)	42-48
		2	Comm (8 cyl)	42-47
34424-S7	Nut-lock (engine rear support to trans main shaft brg ret) -1/2"-20	2	Pass (8 cyl)	42-48
		2	Comm (8 cyl)	42-47
22278-S	Bolt (engine rear support to trans main shaft brg retainer) -1/2"-20 x 1 7/8"	2	Pass (6 cyl)	42-48
		2	Comm (6 cyl)	42-47
351059-S	Nut (engine rear support to trans main shaft brg retainer) -1/2"-20	2	Pass (6 cyl)	42-48
		2	Comm (6 cyl)	42-47
72035-S8	Cotter pin-1/8" x 1"	2	Pass (6 cyl)	42-48
		2	Comm (6 cyl)	42-47
356447-S	Washer-35/64"	2	Pass (6 cyl)	42-48
		2	Comm (6 cyl)	42-47
B-7085-B	Retainer (trans main shaft bearing) and engine rear support	1	Pass & Comm (4 & 8 cyl)	32-36
BB-7085	Retainer (trans main shaft bearing) and engine rear support	1	Trucks with 4 speed trans (4 & 8 cyl)	32-39
74-7035-D	Retainer (trans main shaft bearing) and engine rear support	1	Pass-60 HP (8 cyl)	37-39
78-7085-A	Retainer (trans. main shaft bear- ing & engine rear support)	1	Pass-90 HP (8 cyl)	36
78-7085-B	Retainer (trans main shaft bearing) and engine rear support	1	(Pass-90 HP-1937-40)(Pass-60HP-1940)	37-40
78-7085-B	Retainer (trans main shaft bearing) and engine rear support	1	Comm-with 3 speed transmission (except INC-78)-4, 6 & 8 cyl	37-41



CHASSIS PARTS CATALOGUE

PART NUMBER	PART NAME	NO. REQ'D	MODEL	YEAR 19__
81C-7085	Retainer (trans main shaft bearing) and engine rear support	1	Comm with 4 speed trans (4,6 & 8 cyl)	38-41
82Y-7085	Retainer (trans main shaft bearing) and engine rear support	1	122" with 3 speed transmission	38-39
811W-7085	Retainer (trans main shaft bearing) and engine rear support	1	COE	38-39
99A-7085	Retainer (trans main shaft bearing) and engine rear support	1	(Pass-8 cyl-1941)(Pass-6 cyl-1941-42) (Sedan Delivery-4 cyl-1941)	41-42
01D-7085	Retainer (trans main shaft bearing) and engine rear support	1	122" 3/4 ton truck with 3 speed trans.	40-47
01T-7085	Retainer (trans main shaft bearing) and engine rear support	1	Truck except 122"	40-47
01Y-7085-A	Retainer (trans main shaft bearing) and engine rear support	1	(122" with 4 speed trans.)(Comm & 122" truck with 3 speed bus type trans)	40-47
21A-7085	Retainer (trans main shaft bearing) and engine rear support	1	Pass-90 & 100 HP (6 & 8 cyl)	42-48
21C-7085-A	Retainer (trans main shaft bearing) and engine rear support	1	Comm with 3 speed trans (4,6 & 8 cyl)	42-47
21C-7085-B	Retainer (trans main shaft bearing) and engine rear support	1	Comm with 4 speed transmission (4,6 & 8 cyl)	42-47
B-5098-B	Bolt (trans main shaft brg ret to eng rear support)-7/16"-20 x 1.29"	4	Pass,Comm	33-36
34031-S7	Nut-upper-7/16"-20	2		
72016-S8	Cotter pin-3/32 x 3/4"	2		
33881-S8	Nut-lower-7/16"-20	2		
34808-S8	Lockwasher-7/16"	2		
22518-S	Bolt (engine rear support & trans main shaft bearing retainer)-3/8"-16 x 1"	6	(Pass 1932-48)(Comm 1932-47)(Trucks including 122" 1932-47)-60,90 & 100 HP (4,6 & 8 cyl)	32-48
34847-S8	Lockwasher-3/8"	6	Pass-60,90 & 100 HP (4,6 & 8 cyl)	32-48
		6	Comm & Trucks-60,90 & 100 HP (4,6 & 8 cyl)	32-47
355501-S	Bolt (trans main shaft bearing retainer to trans case)-3/8"-16 x 1" socket hd.	6	Comm with 4 speed trans	38-41
350372-S	Bolt (trans main shaft bearing retainer to trans case)-3/8"-16 x 1 1/4"	6	COE	39
22526-S	Bolt (trans main shaft bearing retainer to trans case)-3/8"-16 x 1 1/8"	5	(Comm with 4 speed trans 1942-47)(Truck including 122" 1941-47)	41-47
†22558-S	Bolt (trans main shaft bearing retainer to trans case)-3/8"-16 x 1 5/8"	1	(Comm with 4 speed trans 1942-47)(Truck including 122" 1941-47)	41-47
†353553-S	Bolt (trans main shaft bearing retainer to trans case)	1	(Comm with 4 speed trans 1941-47)(Truck including 122" 1941-47)	41-47
350717-S7A	Bolt (trans main shaft bearing retainer to engine rear support insulator retainer)-5/8"-18 x 2 13/16"	2	Trucks including 122" except COE	40-47
350718-S2	Bolt (trans main shaft bearing retainer to engine rear support insulator retainer) 5/8"-18 x 3 3/32"	2	COE	40-42
33987-S18	Nut (trans main shaft bearing retainer to engine rear support insulator retainer)-5/8"-18	2	Truck including 122" & COE	40-47
34811-S2	Lockwasher-5/8"	2	Trucks including 122" & COE	40-47
72053-S	Cotter pin-1/8" x 1 1/4"	2	Trucks including 122" & COE	40-47

† No Longer Supplied



CHASSIS PARTS CATALOGUE

PISTON, PIN AND RETAINERS CHART

PART NUMBER OF PISTON ASSY.	PISTON				No. REQ'D	YEAR	ENGINE		USED WITH CRANKSHAFT	6108 PISTON ASSEMBLY CONSISTS OF			
	SIZE	TYPE	GROOVES	HEAD			CYL.	H.P.		PISTON	PIN	RETAINER	
												QTY.	
†BB 6108-A	Std.	Alum.	3	Flat	4	28-31	4		A 6303-A B 6303-B	BB 6110-A	B 6135-A	1	B 6140
†BB 6108-C	.020"	Alum.	3	Flat	4	28-31	4		A 6303-A B 6303-B	BB 6110-G	B 6135-A	1	B 6140
†BB 6108-D	.030"	Alum.	3	Flat	4	28-31	4		A 6303-A B 6303-B	BB 6110-D	B 6135-A	1	B 6140
†BB 6108-E	.040"	Alum.	3	Flat	4	28-31	4		A 6303-A B 6303-B	BB 6110-H	B 6135-A	1	B 6140
†BB 6108-F	.060"	Alum.	3	Flat	4	28-31	4		A 6303-A B 6303-B	BB 6110-F	B 6135-A	1	B 6140
BB 6108-J	Std.	Alum.	3	Flat	4	28-31	4		A 6303-A B 6303-B	BB 6110-J	BB 6135	2	BB 6140
BB 6108-L	.020"	Alum.	3	Flat	4	28-31	4		A 6303-A B 6303-B	BB 6110-I	BB 6135	2	BB 6140
BB 6108-M	.030"	Alum.	3	Flat	4	28-31	4		A 6303-A B 6303-B	BB 6110-M	BB 6135	2	BB 6140
BB 6108-N	.040"	Alum.	3	Flat	4	28-31	4		A 6303-A B 6303-B	BB 6110-N	BB 6135	2	BB 6140
BB 6108-P	.060"	Alum.	3	Flat	4	28-31	4		A 6303-B B 6303-B	BB 6110-P	BB 6135	2	BB 6140
40 6108-A	Std.	Alum.	3	Flat	8	32-36	8	90	18 6303-A	40 6110-A	01A 6135-A	2	78 6140
40 6108-C	.020"	Alum.	3	Flat	8	32-36	8	90	18 6303-A	40 6110-H	01A 6135-A	2	78 6140
40 6108-D	.030"	Alum.	3	Flat	8	32-36	8	90	18 6303-A	40 6110-E	01A 6135-A	2	78 6140
40 6108-E	.040"	Alum.	3	Flat	8	32-36	8	90	18 6303-A	40 6110-J	01A 6135-A	2	78 6140
40 6108-F	.060"	Alum.	3	Flat	8	32-36	8	90	18 6303-A	40 6110-G	01A 6135-A	2	78 6140
52 6108-A	Std.	Steel	3	Dome	8	37-39	8	60	52 6303-A or 52 6303-B 022A 6303-A	52 6110-A	52 6135-A	2	78 6140
52 6108-B	.005"	Steel	3	Dome	8	37-39	8	60	52 6303-A or 52 6303-B 022A 6303-A	52 6110-C	52 6135-A	2	78 6140
52 6108-C	.020"	Steel	3	Dome	8	37-39	8	60	52 6303-A or 52 6303-B 022A 6303-A	52 6110-G	52 6135-A	2	78 6140
52 6108-D	.030"	Steel	3	Dome	8	37-39	8	60	52 6303-A or 52 6303-B 022A 6303-A	52 6110-E	52 6135-A	2	78 6140
52 6108-E	.040"	Steel	3	Dome	8	37-39	8	60	52 6303-A or 52 6303-B 022A 6303-A	52 6110-H	52 6135-A	2	78 6140
52 6108-F	.060"	Steel	3	Dome	8	37-39	8	60	52 6303-A or 52 6303-B 022A 6303-A	52 6110-J	52 6135-A	2	78 6140
†91A 6108-A1	Std.	Steel	3	Dome	8	35-38	8	90	18 6303-A or 68 6303-A 91A 6303-A or 91A 6303-B	91A 6110-A1	48 6135-A	2	78 6140
†91A 6108-A2	Std.	Alum.	3	Dome	8	35-38	8	90	18 6303-A or 68 6303-A 91A 6303-A or 91A 6303-B	91A 6110-A2	78 6135-A	2	78 6140
99A 6108-A	Std.	Steel	3	Dome	4	41-42	4	40	99A 6303-A	99A 6110-A	99A 6135-A	2	78 6140
01A 6108-A	Std.	Alum.	3	Dome	8	35-38	8	90	18 6303-A or 68 6303-A 91A 6303-A or 91A 6303-B	01A 6110-A	01A 6135-A	2	78 6140
01T 6108-A	Std.	Alum.	4	Dome	8	35-38	8	90	18 6303-A or 68 6303-A 91A 6303-A or 91A 6303-B	01T 6110-A	01A 6135-A	2	78 6140
01T 6108-C	.020"	Alum.	4	Dome	8	35-38	8	90	18 6303-A or 68 6303-A 91A 6303-A or 91A 6303-B	01T 6110-H	01A 6135-A	2	78 6140
01T 6108-D	.030"	Alum.	4	Dome	8	35-38	8	90	18 6303-A or 68 6303-A 91A 6303-A or 91A 6303-B	01T 6110-E	01A 6135-A	2	78 6140
01T 6108-E	.040"	Alum.	4	Dome	8	35-38	8	90	18 6303-A or 68 6303-A 91A 6303-A or 91A 6303-B	01T 6110-J	01A 6135-A	2	78 6140
01T 6108-F	.060"	Alum.	4	Dome	8	35-38	8	90	18 6303-A or 68 6303-A 91A 6303-A or 91A 6303-B	01T 6110-G	01A 6135-A	2	78 6140
09T 6108-A	Std.	Alum.	4	Dome	8	39-41	8	100	99A 6303-A or 99A 6303-B	09T 6110-A	19A 6135-A	2	78 6140
09T 6108-C	.020"	Alum.	4	Dome	8	39-41	8	100	99A 6303-A or 99A 6303-B	09T 6110-H	19A 6135-A	2	78 6140

† No Longer Supplied



CHASSIS PARTS CATALOGUE

PISTON, PIN AND RETAINERS CHART

PART NUMBER OF PISTON ASSY.	PISTON				No. REQ'D	YEAR	ENGINE		USED WITH CRANKSHAFT	6108 PISTON ASSEMBLY CONSISTS OF			
	SIZE	TYPE	SKIRT	HEAD			CYL.	H.P.		PISTON	PIN	RETAINER	
												QTY.	
09T 6108-D	.030"	Alum.	4	Dome	8	39-41	8	100	99A 6303-A or 99A 6303-B	09T 6110-E	19A 6135-A	2	78 6140
09T 6108-E	.040"	Alum.	4	Dome	8	39-41	8	100	99A 6303-A or 99A 6303-B	09T 6110-J	19A 6135-A	2	78 6140
09T 6108-F	.060"	Alum.	4	Dome	8	39-41	8	100	99A 6303-A or 99A 6303-B	09T 6110-G	19A 6135-A	2	78 6140
φ49T 6108-A	Std.	Alum.	4	Dome	8	39-41	8	100	99A 6303-A or 99A 6303-B	09T 6110-A	49T 6135-A	2	78 6140
φ49T 6108-A	Std.	Alum.	4	Dome	8	42-48	8	100	29A 6303-A or 29A 6303-B	09T 6110-A	49T 6135-A	2	78 6140
φ49T 6108-B	.005"	Alum.	4	Dome	8	39-41	8	100	99A 6303-A or 99A 6303-B	09T 6110-C	49T 6135-A	2	78 6140
φ49T 6108-B	.005"	Alum.	4	Dome	8	42-48	8	100	29A 6303-A or 29A 6303-B	09T 6110-C	49T 6135-A	2	78 6140
φ49T 6108-C	.020"	Alum.	4	Dome	8	39-41	8	100	99A 6303-A or 99A 6303-B	09T 6110-H	49T 6135-A	2	78 6140
φ49T 6108-C	.020"	Alum.	4	Dome	8	42-48	8	100	29A 6303-A or 29A 6303-B	09T 6110-H	49T 6135-A	2	78 6140
φ49T 6108-D	.030"	Alum.	4	Dome	8	39-41	8	100	99A 6303-A or 99A 6303-B	09T 6110-E	49T 6135-A	2	78 6140
φ49T 6108-D	.030"	Alum.	4	Dome	8	42-48	8	100	29A 6303-A or 29A 6303-B	09T 6110-E	49T 6135-A	2	78 6140
φ49T 6108-E	.040"	Alum.	4	Dome	8	39-41	8	100	99A 6303-A or 99A 6303-B	09T 6110-J	49T 6135-A	2	78 6140
φ49T 6108-E	.040"	Alum.	4	Dome	8	42-48	8	100	29A 6303-A or 29A 6303-B	09T 6110-J	49T 6135-A	2	78 6140
φ49T 6108-F	.060"	Alum.	4	Dome	8	39-41	8	100	99A 6303-A or 99A 6303-B	09T 6110-G	49T 6135-A	2	78 6140
φ49T 6108-F	.060"	Alum.	4	Dome	8	42-48	8	100	29A 6303-A or 29A 6303-B	09T 6110-G	49T 6135-A	2	78 6140
Δ2GT 6108-A	Std.	Alum.	4	Dome	6	41-47	6	90	1GA 6303-A	2GT 6110-A	1GA 6135-B	2	1GA 6140
Δ2GT 6108-C	.020"	Alum.	4	Dome	6	41-47	6	90	1GA 6303-A	2GT 6110-G	1GA 6135-B	2	1GA 6140
Δ2GT 6108-D	.030"	Alum.	4	Dome	6	41-47	6	90	1GA 6303-A	2GT 6110-E	1GA 6135-B	2	1GA 6140
Δ2GT 6108-E	.040"	Alum.	4	Dome	6	41-47	6	90	1GA 6303-A	2GT 6110-H	1GA 6135-B	2	1GA 6140
Δ2GT 6108-F	.060"	Alum.	4	Dome	6	41-47	6	90	1GA 6303-A	2GT 6110-J	1GA 6135-B	2	1GA 6140
2N 6108-A	Std.	Steel	3	Dome	4	41-42	4	40	9N 6303-A	2N 6110-A	99A 6135-A	2	78 6140
2N 6108-B	Std.	Steel	3	Dome	4	41-42	4	40	9N 6303-A	2N 6110-B	19A 6135	2	78 6140
8N 6108	Std.	Alum.	3	Dome	4	41-42	4	40	9N 6303-A	8N 6110	19A 6135	2	78 6140
φ7HA 6108-A	Std.	Alum.	4	Flat	6	47-48	6		7HA 6303	7HA 6110-B	7HA 6135-A	2	7HA 6140
φ7HA 6108-B	.0025"	Alum.	4	Flat	6	47-48	6		7HA 6303	7HA 6110-D	7HA 6135-A	2	7HA 6140
φ7HA 6108-C	.005"	Alum.	4	Flat	6	47-48	6		7HA 6303	7HA 6110-C	7HA 6135-A	2	7HA 6140
φ7HA 6108-D	.020"	Alum.	4	Flat	6	47-48	6		7HA 6303	7HA 6110-E	7HA 6135-A	2	7HA 6140
φ7HA 6108-E	.030"	Alum.	4	Flat	6	47-48	6		7HA 6303	7HA 6110-F	7HA 6135-A	2	7HA 6140
φ7HA 6108-F	.040"	Alum.	4	Flat	6	47-48	6		7HA 6303	7HA 6110-G	7HA 6135-A	2	7HA 6140
φ7HA 6108-G	.060"	Alum.	4	Flat	6	47-48	6		7HA 6303	7HA 6110-H	7HA 6135-A	2	7HA 6140
\$8BA 6108-A	Std.	Alum.	4	Dome	8	39-41	8	100	99A 6303-A or 99A 6303-B	8BA 6110-A	49T 6135-A	2	78 6140
\$8BA 6108-A	Std.	Alum.	4	Dome	8	42-48	8	100	29A 6303-A, 29A 6303-B or 8BA 6303	8BA 6110-A	49T 6135-A	2	78 6140
\$8BA 6108-B	.0025"	Alum.	4	Dome	8	39-41	8	100	99A 6303-A or 99A 6303-B	8BA 6110-B	49T 6135-A	2	78 6140
\$8BA 6108-B	.0025"	Alum.	4	Dome	8	42-48	8	100	29A 6303-A, 29A 6303-B or 8BA 6303	8BA 6110-B	49T 6135-A	2	78 6140
\$8BA 6108-C	.020"	Alum.	4	Dome	8	39-41	8	100	99A 6303-A or 99A 6303-B	8BA 6110-C	49T 6135-A	2	78 6140
\$8BA 6108-C	.020"	Alum.	4	Dome	8	42-48	8	100	29A 6303-A, 29A 6303-B or 8BA 6303	8BA 6110-C	49T 6135-A	2	78 6140
\$8BA 6108-D	.030"	Alum.	4	Dome	8	39-41	8	100	99A 6303-A or 99A 6303-B	8BA 6110-D	49T 6135-A	2	78 6140
\$8BA 6108-D	.030"	Alum.	4	Dome	8	42-48	8	100	29A 6303-A, 29A 6303-B or 8BA 6303	8BA 6110-D	49T 6135-A	2	78 6140
\$8BA 6108-E	.040"	Alum.	4	Dome	8	39-41	8	100	99A 6303-A or 99A 6303-B	8BA 6110-E	49T 6135-A	2	78 6140
\$8BA 6108-E	.040"	Alum.	4	Dome	8	42-48	8	100	29A 6303-A, 29A 6303-B or 8BA 6303	8BA 6110-E	49T 6135-A	2	78 6140
\$8BA 6108-F	.060"	Alum.	4	Dome	8	39-41	8	100	99A 6303-A or 99A 6303-B	8BA 6110-F	49T 6135-A	2	78 6140
\$8BA 6108-F	.060"	Alum.	4	Dome	8	42-48	8	100	29A 6303-A, 29A 6303-B or 8BA 6303	8BA 6110-F	49T 6135-A	2	78 6140

PART NUMBER	PART NAME	NO. REQ'D	MODEL	YEAR 19__
7HA 6129	Bracket (generator to cylinder block)-use with 7HA-10001-B	1	Pass (6 cyl "H" Series)	47-48
		1	Trucks (6 cyl "H" Series) Refer to 10151	47
7HAS 6129	Bracket (generator to cylinder block)-use with 7HAS-10000	1	Pass (6 cyl "H" Series)	47-48
		1	Trucks (6 cyl "H" Series) Refer to 10151	47

Δ 6 Cylinder "G" Series \$ Solid Skirt-not to be used with Steel Sleeves # 6 Cylinder "H" Series φ Split Skirt



CHASSIS PARTS CATALOGUE

PISTON PIN CHART

PART NUMBER	SIZE	ENGINE		PAINT MARKING	NO. REQ'D.	USED WITH				YEAR 19__
		NO. CYL.	HORSE-POWER			PISTON		CRANKSHAFT		
						MATERIAL	HEAD			
◇ B 6135-A	Std.	4			4	Alum.	Flat	A 6303-A	or B 6303-B	28-34
◇ B 6135-B	.002" O/S	4			4	Alum.	Flat	A 6303-A	or B 6303-B	28-34
+ BB 6135	Std.	4			4	Alum.	Flat	A 6303-A	or B 6303-B	28-34
◇ 18 6135-A	Std.	8	90	Green	8	Alum.	Flat	18 6303-A		32-36
◇ 18 6135-B	.002" O/S	8	90	Yellow	8	Alum.	Flat	18 6303-A		32-36
◇ 18 6135-D	.001" O/S	8	90	Blue	8	Alum.	Flat	18 6303-A		32-36
48 6135-A	Std.	8	90	Green	8	Steel	Dome	18 6303-A	or 68 6303-A	35-38
		8	90	Green	8	Steel	Dome	91A 6303-A	or 91A 6303-B	39-42
48 6135-B	.002" O/S	8	90	Yellow	8	Steel	Dome	18 6303-A	or 68 6303-A	35-38
		8	90	Yellow	8	Steel	Dome	91A 6303-A	or 91A 6303-B	39-42
48 6135-D	.001" O/S	8	90	Blue	8	Steel	Dome	18 6303-A	or 68 6303-A	35-38
		8	90	Blue	8	Steel	Dome	91A 6303-A	or 91A 6303-B	39-42
52 6135-A	Std.	8	60	Green	8	Steel	Dome	52 6303-A	or 52 6303-B	37-39
		8	60	Green	8	Steel	Dome	022A 6303-A		40
52 6135-C	.002" O/S	8	60	Yellow	8	Steel	Dome	52 6303-A	or 52 6303-B	37-39
		8	60	Yellow	8	Steel	Dome	022A 6303-A		40
52 6135-E	.001" O/S	8	60	Blue	8	Steel	Dome	52 6303-A	or 52 6303-B	37-39
		8	60	Blue	8	Steel	Dome	022A 6303-A		40
△ 78 6135-A	Std.	8	90	Green	8	Alum.	Dome	18 6303-A	or 68 6303-A	35-38
		8	90	Green	8	Alum.	Dome	91A 6303-A	or 91A 6303-B	39-42
+ 78 6135-B	.002" O/S	8	90	Blue	8	Alum.	Dome	18 6303-A	or 68 6303-A	35-38
		8	90	Blue	8	Alum.	Dome	91A 6303-A	or 91A 6303-B	39-42
§ 78 6135-D	.001" O/S	8	90	Yellow	8	Alum.	Dome	18 6303-A	or 68 6303-A	35-38
		8	90	Yellow	8	Alum.	Dome	91A 6303-A	or 91A 6303-B	39-42
99A 6135-A	Std.	8	100	Green	8	Steel	Dome	99A 6303-A	or 99A 6303-B	39-41
		8	100	Green	8	Steel	Dome	29A 6303-A	or 29A 6303-B	42-48
		4	40	Green	4	Steel	Dome	9N 6303		41-42
99A 6135-B	.002" O/S	8	100	Yellow	8	Steel	Dome	99A 6303-A	or 99A 6303-B	39-41
		8	100	Yellow	8	Steel	Dome	29A 6303-A	or 29A 6303-B	42-48
		4	40	Yellow	4	Steel	Dome	9N 6303		41-42
99A 6135-D	.001" O/S	8	100	Blue	8	Steel	Dome	99A 6303-A	or 99A 6303-B	39-41
		8	100	Blue	8	Steel	Dome	29A 6303-A	or 29A 6303-B	42-48
		4	40	Blue	4	Steel	Dome	9N 6303		41-42
01A 6135-A	Std.	8	90	Green	8	Alum.	All	18 6303-A	or 68 6303-A	32-38
		8	90	Green	8	Alum.	All	91A 6303-A	or 91A 6303-B	39-42
01A 6135-B	.001" O/S	8	90	Blue	8	Alum.	All	18 6303-A	or 68 6303-A	32-38
		8	90	Blue	8	Alum.	All	91A 6303-A	or 91A 6303-B	39-42
01A 6135-C	.002" O/S	8	90	Yellow	8	Alum.	All	18 6303-A	or 68 6303-A	32-38
		8	90	Yellow	8	Alum.	All	91A 6303-A	or 91A 6303-B	39-42
19A 6135-A	Std.	8	100	Pink	8	Alum.	Dome	99A 6303-A	or 99A 6303-B	39-41
19A 6135-B	.002" O/S	8	100	Yellow & Pink	8	Alum.	Dome	99A 6303-A	or 99A 6303-B	39-41
19A 6135-D	.001" O/S	8	100	Blue & Pink	8	Alum.	Dome	99A 6303-A	or 99A 6303-B	39-41
1GA 6135-B	Std.	6	90	Green	6	Alum.	Dome	1GA 6303-A		41-47
1GA 6135-D	.001" O/S	6	90	Blue	6	Alum.	Dome	1GA 6303-A		41-47
1GA 6135-E	.002" O/S	6	90	Yellow	6	Alum.	Dome	1GA 6303-A		41-47
49T 6135-A	Std.	8	100	Green	8	Alum.	Dome	99A 6303-A	or 99A 6303-B	39-41
49T 6135-A	Std.	8	100	Green	8	Alum.	Dome	29A 6303-A	or 29A 6303-B	42-48
49T 6135-B	.002" O/S	8	100	Yellow	8	Alum.	Dome	99A 6303-A	or 99A 6303-B	39-41
49T 6135-B	.002" O/S	8	100	Yellow	8	Alum.	Dome	29A 6303-A	or 29A 6303-B	42-48
49T 6135-D	.001" O/S	8	100	Blue	8	Alum.	Dome	99A 6303-A	or 99A 6303-B	39-41
49T 6135-D	.001" O/S	8	100	Blue	8	Alum.	Dome	29A 6303-A	or 29A 6303-B	42-48
7HA 6135-A	Std.	6	90	Green	6	Alum.	Flat	7HA 6303		47-48
7HA 6135-B	.001" O/S	6	90	Blue	6	Alum.	Flat	7HA 6303		47-48
7HA 6135-C	.002" O/S	6	90	Yellow	6	Alum.	Flat	7HA 6303		47-48

† No Longer Supplied

◇ Has groove for retainer in center of pin △ Replaced by 01A 6135-A § Replaced by 01A 6135-B + Replaced by 01A 6135-C



CHASSIS PARTS CATALOGUE

PART NUMBER	PART NAME	NO. REQ'D	MODEL	YEAR
				19__
A 6140-B	Retainer (piston pin)-.126" wide	4	Pass, Comm & Truck (4 cyl)	28-31
+B 6140	Retainer (piston pin)-.115" wide-use with B-6135	4	Pass, Comm & Truck (4 cyl)	28-34
+BB 6140	Retainer (piston pin)-use with BB-6135	8	Pass, Comm & Truck (4 cyl)	28-34
18 6140	Retainer (piston pin)-use with 18-6135	8	Pass, Comm & Truck (8 cyl)	32-36
78 6140	Retainer (piston pin)-use with 99A-6135	8	Comm, Trucks-40 HP (4 cyl)	41-42
78 6140	Retainer (piston pin)-use with 48-6135, 78-6135, 99A-6135, 01A-6135, 19A-6135, 49T-6135 & 52-6135	16	Pass-60, 90 & 100 HP (8 cyl)	32-48
		16	Comm, Trucks-60, 90 & 100 HP (8 cyl)	32-47
1GA 6140	Retainer (piston pin)-use with 1GA-6135	12	Pass, Comm & Truck (6 cyl "G" Series)	41-47
7HA 6140	Retainer (piston pin)-use with 7HA-6135	6	Pass-(6 cyl "H" Series)	47-48
		6	Trucks (6 cyl "H" Series)	47





CHASSIS PARTS CATALOGUE

PISTON RING SET CHART

PART NUMBER	SIZE	TYPE		NO. REQ'D.	ENGINE		YEAR 19__	REMARKS
					CYL.	H.P.		
B 6149-A	Std.	3 ring	Snap	1	4		28-34	
B 6149-E	.020" O/S	3 ring	Snap	1	4		28-34	
B 6149-G	.030" O/S	3 ring	Snap	1	4		28-34	
B 6149-J	.060" O/S	3 ring	Snap	1	4		28-34	
B 6149-K	.040" O/S	3 ring	Snap	1	4		28-34	
BS 6149-A	Std.	3 ring	Steel Section	1	4		28-34	
BS 6149-B	.030" O/S	3 ring	Steel Section	1	4		28-34	
BS 6149-D	.060" O/S	3 ring	Steel Section	1	4		28-34	
BS 6149-F	.020" O/S	3 ring	Steel Section	1	4		28-34	
BS 6149-G	.040" O/S	3 ring	Steel Section	1	4		28-34	
81A 6149-A	Std.	3 ring	Expander	1	8	90	32-42	Use with Aluminum Pistons
81A 6149-D	.030" O/S	3 ring	Expander	1	8	90	32-42	Use with Aluminum Pistons
81A 6149-F	.060" O/S	3 ring	Expander	1	8	90	32-42	Use with Aluminum Pistons
81A 6149-G	Std.	3 ring	Expander	1	8	90	32-42	Use with Steel Pistons
81A 6149-H	.020" O/S	3 ring	Expander	1	8	90	32-42	Use with Aluminum Pistons
81A 6149-J	.040" O/S	3 ring	Expander	1	8	90	32-42	Use with Aluminum Pistons
81AS 6149-A	Std.	3 ring	Steel Section	1	8	90	32-42	Use with Aluminum Pistons
81AS 6149-B	.030" O/S	3 ring	Steel Section	1	8	90	32-42	Use with Aluminum Pistons
81AS 6149-D	.060" O/S	3 ring	Steel Section	1	8	90	32-42	Use with Aluminum Pistons
81AS 6149-E	Std.	3 ring	Steel Section	1	8	90	32-42	Use with Steel Pistons
81AS 6149-G	.020" O/S	3 ring	Steel Section	1	8	90	32-42	Use with Aluminum Pistons
81AS 6149-H	.040" O/S	3 ring	Steel Section	1	8	90	32-42	Use with Aluminum Pistons
82A 6149-A	Std.	3 ring	Expander	1	8	60	37-40	Use with Steel Pistons
82A 6149-E	.030" O/S	3 ring	Expander	1	8	60	37-40	Use with Steel Pistons
82A 6149-G	.020" O/S	3 ring	Expander	1	8	60	37-40	Use with Steel Pistons
82A 6149-H	.040" O/S	3 ring	Expander	1	8	60	37-40	Use with Steel Pistons
82A 6149-J	.060" O/S	3 ring	Expander	1	8	60	37-40	Use with Steel Pistons
82AS 6149-A	Std.	3 ring	Steel Section	1	8	60	37-40	Use with Steel Pistons
82AS 6149-B	.030" O/S	3 ring	Steel Section	1	8	60	37-40	Use with Steel Pistons
82AS 6149-E	.020" O/S	3 ring	Steel Section	1	8	60	37-40	Use with Steel Pistons
82AS 6149-F	.040" O/S	3 ring	Steel Section	1	8	60	37-40	Use with Steel Pistons
82AS 6149-G	.060" O/S	3 ring	Steel Section	1	8	60	37-40	Use with Steel Pistons
99A 6149-A	Std.	3 ring	Expander	1	8	100	39-41	
99A 6149-D	.030" O/S	3 ring	Expander	1	8	100	39-41	
99A 6149-F	.060" O/S	3 ring	Expander	1	8	100	39-41	
99A 6149-G	.020" O/S	3 ring	Expander	1	8	100	39-41	
99A 6149-H	.040" O/S	3 ring	Expander	1	8	100	39-41	
99AS 6149-A	Std.	3 ring	Steel Section	1	8	100	39-41	
99AS 6149-B	.030" O/S	3 ring	Steel Section	1	8	100	39-41	
99AS 6149-D	.060" O/S	3 ring	Steel Section	1	8	100	39-41	
99AS 6149-F	.020" O/S	3 ring	Steel Section	1	8	100	39-41	
99AS 6149-G	.040" O/S	3 ring	Steel Section	1	8	100	39-41	



CHASSIS PARTS CATALOGUE

PISTON RING SET CHART

PART NUMBER	SIZE	TYPE	NO. REQ'D.	ENGINE		YEAR 19...	REMARKS
				CYL.	H.P.		
01T 6149-J	Std.	4 ring Expander	1	8	90	35-42	Use with Aluminum Pistons
01T 6149-K	.020" O/S	4 ring Expander	1	8	90	35-42	Use with Aluminum Pistons
01T 6149-L	.030" O/S	4 ring Expander	1	8	90	35-42	Use with Aluminum Pistons
01T 6149-M	.040" O/S	4 ring Expander	1	8	90	35-42	Use with Aluminum Pistons
01T 6149-N	.060" O/S	4 ring Expander	1	8	90	35-42	Use with Aluminum Pistons
01TS 6149-A	Std.	4 ring Steel Section	1	8	90	35-42	Use with Aluminum Pistons
01TS 6149-B	.020" O/S	4 ring Steel Section	1	8	90	35-42	Use with Aluminum Pistons
01TS 6149-C	.030" O/S	4 ring Steel Section	1	8	90	35-42	Use with Aluminum Pistons
01TS 6149-D	.040" O/S	4 ring Steel Section	1	8	90	35-42	Use with Aluminum Pistons
01TS 6149-E	.060" O/S	4 ring Steel Section	1	8	90	35-42	Use with Aluminum Pistons
1GA 6149-A	Std.	3 ring Expander	1	6	90	41-42	
1GA 6149-B	.005" O/S	3 ring Expander	1	6	90	41-42	
1GA 6149-C	.015" O/S	3 ring Expander	1	6	90	41-42	
1GA 6149-D	.030" O/S	3 ring Expander	1	6	90	41-42	
1GA 6149-E	.045" O/S	3 ring Expander	1	6	90	41-42	
1GA 6149-F	.060" O/S	3 ring Expander	1	6	90	41-42	
1GA 6149-G	.020" O/S	3 ring Expander	1	6	90	41-42	
1GA 6149-I	.040" O/S	3 ring Expander	1	6	90	41-42	
1GAS 6149-A	Std.	3 ring Steel Section	1	6	90	41-42	
1GAS 6149-B	.015" O/S	3 ring Steel Section	1	6	90	41-42	
1GAS 6149-C	.030" O/S	3 ring Steel Section	1	6	90	41-42	
1GAS 6149-E	.060" O/S	3 ring Steel Section	1	6	90	41-42	
1GAS 6149-F	.020" O/S	3 ring Steel Section	1	6	90	41-42	
1GAS 6149-G	.040" O/S	3 ring Steel Section	1	6	90	41-42	
1NC 6149-A	Std.	3 ring Expander	1	4	40	41-42	
1NCS 6149-A	Std.	3 ring Steel Section	1	4	40	41-42	
φ 29A 6149-A	Std.	4 ring Snap	1	8	100	39-48	
φ 29A 6149-B	.020" O/S	4 ring Snap	1	8	100	39-48	
φ 29A 6149-C	.030" O/S	4 ring Snap	1	8	100	39-48	
φ 29A 6149-D	.040" O/S	4 ring Snap	1	8	100	39-48	
φ 29A 6149-E	.060" O/S	4 ring Snap	1	8	100	39-48	
φ 29A 6149-J	Std.	4 ring Expander	1	8	100	39-48	
φ 29A 6149-K	.020" O/S	4 ring Expander	1	8	100	39-48	
φ 29A 6149-L	.030" O/S	4 ring Expander	1	8	100	39-48	
φ 29A 6149-M	.040" O/S	4 ring Expander	1	8	100	39-48	
φ 29A 6149-N	.060" O/S	4 ring Expander	1	8	100	39-48	
φ 29AS 6149-A	Std.	4 ring Steel Section	1	8	100	39-48	
φ 29AS 6149-B	.020" O/S	4 ring Steel Section	1	8	100	39-48	
φ 29AS 6149-C	.030" O/S	4 ring Steel Section	1	8	100	39-48	
φ 29AS 6149-D	.040" O/S	4 ring Steel Section	1	8	100	39-48	
φ 29AS 6149-E	.060" O/S	4 ring Steel Section	1	8	100	39-48	

φ Use with split skirt piston



CHASSIS PARTS CATALOGUE

PISTON RING SET CHART

PART NUMBER	SIZE	TYPE	NO. REQ'D.	ENGINE		YEAR 19__	REMARKS
				CYL.	H.P.		
Δ 2GT 6149-A	Std.	4 ring Snap	1	6	90	41-47	
Δ 2GT 6149-B	.020" O/S	4 ring Snap	1	6	90	41-47	
Δ 2GT 6149-C	.040" O/S	4 ring Snap	1	6	90	41-47	
Δ 2GT 6149-D	.030" O/S	4 ring Snap	1	6	90	41-47	
Δ 2GT 6149-E	.060" O/S	4 ring Snap	1	6	90	41-47	
Δ 2GT 6149-J	Std.	4 ring Expander	1	6	90	41-47	
Δ 2GT 6149-K	.020" O/S	4 ring Expander	1	6	90	41-47	
Δ 2GT 6149-L	.040" O/S	4 ring Expander	1	6	90	41-47	
Δ 2GT 6149-M	.030" O/S	4 ring Expander	1	6	90	41-47	
Δ 2GT 6149-N	.060" O/S	4 ring Expander	1	6	90	41-47	
Δ 2GTS 6149-A	Std.	4 ring Steel Section	1	6	90	41-47	
Δ 2GTS 6149-C	.020" O/S	4 ring Steel Section	1	6	90	41-47	
Δ 2GTS 6149-D	.030" O/S	4 ring Steel Section	1	6	90	41-47	
Δ 2GTS 6149-E	.040" O/S	4 ring Steel Section	1	6	90	41-47	
Δ 2GTS 6149-G	.060" O/S	4 ring Steel Section	1	6	90	41-47	
2NC 6149-A	Std.	4 ring Expander	1	4	40	41-42	
2NCS 6149-A	Std.	4 ring Steel Section	1	4	40	41-42	
§ 7HA 6149-A	Std.	4 ring Snap	1	6	90	47-48	
§ 7HA 6149-B	.020" O/S	4 ring Snap	1	6	90	47-48	
§ 7HA 6149-C	.030" O/S	4 ring Snap	1	6	90	47-48	
§ 7HA 6149-D	.040" O/S	4 ring Snap	1	6	90	47-48	
§ 7HA 6149-E	.060" O/S	4 ring Snap	1	6	90	47-48	
§ 7HA 6149-F	Std.	4 ring Expander	1	6	90	47-48	
§ 7HA 6149-G	.020" O/S	4 ring Expander	1	6	90	47-48	
§ 7HA 6149-H	.030" O/S	4 ring Expander	1	6	90	47-48	
§ 7HA 6149-J	.040" O/S	4 ring Expander	1	6	90	47-48	
§ 7HA 6149-K	.060" O/S	4 ring Expander	1	6	90	47-48	
ϕ § 7HAS 6149-A	Std.	4 ring Steel Section	1	6	90	47-48	
ϕ § 7HAS 6149-B	.020" O/S	4 ring Steel Section	1	6	90	47-48	
ϕ § 7HAS 6149-C	.030" O/S	4 ring Steel Section	1	6	90	47-48	
ϕ § 7HAS 6149-D	.040" O/S	4 ring Steel Section	1	6	90	47-48	
ϕ § 7HAS 6149-E	.060" O/S	4 ring Steel Section	1	6	90	47-48	
8N 6149-A	Std.	3 ring Snap	1	4	40	41-42	Use with 8N-6108-A
§ 8BA 6149-A	Std.	4 ring Snap	1	8	100	39-48	
§ 8BA 6149-B	.020" O/S	4 ring Snap	1	8	100	39-48	
§ 8BA 6149-C	.030" O/S	4 ring Snap	1	8	100	39-48	
§ 8BA 6149-D	.040" O/S	4 ring Snap	1	8	100	39-48	
§ 8BA 6149-E	Std.	4 ring Expander	1	8	100	39-48	
§ 8BA 6149-F	.020" O/S	4 ring Expander	1	8	100	39-48	
§ 8BA 6149-G	.030" O/S	4 ring Expander	1	8	100	39-48	
§ 8BA 6149-H	.040" O/S	4 ring Expander	1	8	100	39-48	
§ 8BA 6149-J	.060" O/S	4 ring Expander	1	8	100	39-48	

Δ 6 Cylinder "G" Series § 6 Cylinder "H" Series ϕ Use with split skirt piston § Use with solid skirt piston



CHASSIS PARTS CATALOGUE

PART NUMBER	PART NAME	NO. REQ'D	MODEL	YEAR
Connecting Rods				
A 6200-A	Rod assy (connecting)-standard-overall length 9.312" -crankshaft end 1.497" I.D.	4	Pass, Comm & Truck (4 cyl)	28-31
A 6200-B	Rod assy (connecting)-.010" undersize	4	Pass, Comm & Truck (4 cyl)	28-31
B 6200-A	Rod assy (connecting)-standard-overall length 9.562" -crankshaft end 1.872" I.D.	4	Pass, Comm & Truck (4 cyl)	32-34
B 6200-B	Rod assy (connecting)-.010" undersize	4	Pass, Comm & Truck (4 cyl)	32-34
18 6200	Rod assy (connecting)-overall length 9.25"-crank- shaft end 2.20" I.D. (with piston pin retainer in center of pin)(use with 40-6110 piston)-stamped 18	8	Pass, Comm & Truck (8 cyl)	32-36
48 6200	Rod assy (connecting)-overall length 9.125"-crankshaft end 2.20" I.D.-replaced by 21A-6200-stamped 48	8	Pass, Comm & Truck-90 HP (8 cyl)	35-38
52 6200	Rod assy (connecting)-overall length 8.937"-crank- shaft end 1.80" I.D.	8	Pass, Comm & Truck-60 HP	37-39
92A 6200	Rod assy (connecting)-overall length 8"-crankshaft end 1.90" I.D.	8	Pass, Comm & Truck-60 HP	40
9N 6200-B	Rod assy (connecting)	4	Comm & Truck-40 HP (4 cyl)	41-42
91A 6200	Rod assy (connecting)-replaced by 21A-6200-stamped 91A	8	Pass, Comm & Truck-90 HP (8 cyl)	39-41
99A 6200	Rod assy (connecting)-replaced by 29A-6200-stamped 99A	8	Pass, Comm & Truck-100 HP (8 cyl)	39-41
1GA 6200	Rod assy (connecting)-replaced by 2GA 6200	6	Pass, Comm & Truck (6 cyl)	41-42
21A 6200	Rod assy (connecting)-overall length 9.125"-crank- shaft end 2.20" I.D.-stamped 21A	8	Pass, Comm & Truck-90 HP (8 cyl)	35-42
29A 6200	Rod assy (connecting)-overall length 9.187"-crank- shaft end 2.36" I.D.	8	Pass-100 HP	39-48
		8	Comm, Trucks 100 HP	39-47
2GA 6200	Rod assy (connecting)-overall length 10.06"-crank- shaft end 2.36" I.D.	6	Pass, Comm & Truck (6 cyl)"G" Series)	41-47
7HA 6200	Rod assy (connecting)-overall length 10.4375"- crankshaft end 2.4235" I.D.	6	Pass (6 cyl)"H" Series)	47-48
		6	Trucks (6 cyl "H" Series)	47
8CM 6200-B	Rod assy (connecting)-with oil squirt hole- stamped 8BA-use with 59A 6010-C or 59A 6011-A when using 8BA 6303 crankshaft	8	Pass-100 HP (8 cyl)	39-48
		8	Comm, Trucks 100 HP (8 cyl)	39-47
0BA 6200	Rod assy (connecting)-with oil squirt hole-overall length 9 1/4"-stamped 8BA-use with 59A 6010-C or or 59A 6011-A when using 8BA 6303 crankshaft	8	Pass-100 HP (8 cyl)	39-48
		8	Comm, Trucks 100 HP (8 cyl)	39-47
B 6207-A	Bushing (connecting rod)-standard	4	Pass, Comm & Truck (4 cyl)	28-34
B 6207-B	Bushing (connecting rod)-.012 O/S	4	Pass, Comm & Truck (4 cyl)	28-34
18 6207-A	Bushing (connecting rod)-.731" I.D.-1.34" long- standard	8	Pass, Comm & Truck-90 & 100 HP (8 cyl)	32-41
18 6207-B	Bushing (connecting rod)-.726" I.D.-1.34" long- .006" U/S	8	Pass, Comm & Truck-90 & 100 HP (8 cyl)	32-41
52 6207-A	Bushing (connecting rod)-.662" I.D.-1.14" long- standard	8	Pass, Comm & Truck-60 HP	37-40
21A 6207-A	Bushing (connecting rod)-.735" I.D.-1.36" long- standard	8	Pass 90 & 100 HP (8 cyl)	42-48
		8	Comm, Trucks 90 & 100 HP (8 cyl)	42-47
21A 6207-A	Bushing (connecting rod)-.735" I.D.-1.36" long- standard	4	Comm & Truck-40 HP (4 cyl)	41-42
21A 6207-B	Bushing (connecting rod)-.729" I.D.-1.36" long- .006" U/S	8	Pass 90 & 100 HP (8 cyl)	42-48
		8	Comm, Trucks 90 & 100 HP (8 cyl)	42-47
21A 6207-B	Bushing (connecting rod)-.729" I.D.-1.36" long- .006" U/S	4	Comm & Truck-40 HP (4 cyl)	41-42
2GA 6207-A	Bushing (connecting rod)-.835" I.D.-1.30" long- standard	6	Pass (6 cyl)	41-48
		6	Comm, Trucks (6 cyl)	41-47
2GA 6207-B	Bushing (connecting rod)-.825" I.D.-1.30" long- .010" U/S	6	Pass (6 cyl)	41-48
		6	Comm, Trucks (6 cyl)	41-47



CHASSIS PARTS CATALOGUE

CONNECTING ROD BEARING CHART

PART NUMBER	NO. REQ'D.	CRANKSHAFT (OUTSIDE DIAMETER)	CONNECTING ROD (INSIDE DIAMETER)	ENGINE		YEAR 19____
				CYL.	H.P.	
48 6211-A	8	(1.998"/1.999") Standard	(2.20") Standard	8	90	32-38
48 6211-C	8	.010" U/S	(2.20") Standard	8	90	32-38
48 6211-M	8	.020" U/S	(2.20") Standard	8	90	32-38
48 6211-Q	8	.030" U/S	(2.20") Standard	8	90	32-38
48 6211-X	8	.002" U/S	(2.20") Standard	8	90	32-38
48 6211-JJ	8	.040" U/S	(2.20") Standard	8	90	32-38
52 6211-A	8	(1.598"/1.599") Standard	(1.80") Standard	8	60	37-39
52 6211-C	8	.010" U/S	(1.80") Standard	8	60	37-39
52 6211-L	8	.020" U/S	(1.80") Standard	8	60	37-39
52 6211-M	8	.030" U/S	(1.80") Standard	8	60	37-39
52 6211-N	8	.002" U/S	(1.80") Standard	8	60	37-39
52 6211-R	8	.040" U/S	(1.80") Standard	8	60	37-39
81A 6211-A	8	(1.998"/1.999") Standard	(2.20") Standard	8	90	39-42
81A 6211-C	8	.010" U/S	(2.20") Standard	8	90	39-42
81A 6211-F		.003" U/S	(.008") O/S	8	90	39-42
81A 6211-M	8	.020" U/S	(2.20") Standard	8	90	39-42
81A 6211-Q	8	.030" U/S	(2.20") Standard	8	90	39-42
81A 6211-V	8	.002" U/S	(2.20") Standard	8	90	39-42
81A 6211-KK	8	.040" U/S	(2.20") Standard	8	90	39-42
92A 6211-A	8	(1.698"/1.699") Standard	(1.90") Standard	8	60	40
92A 6211-C	8	.010" U/S	(1.90") Standard	8	60	40
92A 6211-L	8	.020" U/S	(1.90") Standard	8	60	40
92A 6211-M	8	.002" U/S	(1.90") Standard	8	60	40
9N 6211-A	8	Standard	Standard	4	40	41-42
9N 6211-C	8	.002" U/S	Standard	4	40	41-42
9N 6211-E	8	.010" U/S	Standard	4	40	41-42
9N 6211-G	8	.020" U/S	Standard	4	40	41-42



CHASSIS PARTS CATALOGUE

CONNECTING ROD BEARING CHART

PART NUMBER	NO. REQ'D.	CRANKSHAFT (OUTSIDE DIAMETER)	CONNECTING ROD (INSIDE DIAMETER)	ENGINE		YEAR 19__
				CYL.	H.P.	
Δ 99A 6211-A	8	(2.138"/2.139") Standard	(2.36") Standard	8	100	39-48
Δ 99A 6211-K	8	.010" U/S	(2.36") Standard	8	100	39-48
Δ 99A 6211-M	8	.020" U/S	(2.36") Standard	8	100	39-48
Δ 99A 6211-Q	8	.030" U/S	(2.36") Standard	8	100	39-48
Δ 99A 6211-V	8	.002" U/S	(2.36") Standard	8	100	39-48
Δ 99A 6211-Y	8	.040" U/S	(2.36") Standard	8	100	39-48
◇ 99T 6211-A	8	(2.138"/2.139") Standard	(2.36") Standard	8	100	39-48
◇ 99T 6211-K	8	.010" U/S	(2.36") Standard	8	100	39-48
◇ 99T 6211-M	8	.020" U/S	(2.36") Standard	8	100	39-48
◇ 99T 6211-Q	8	.030" U/S	(2.36") Standard	8	100	39-48
◇ 99T 6211-V	8	.002" U/S	(2.36") Standard	8	100	39-48
◇ 99T 6211-Y	8	.040" U/S	(2.36") Standard	8	100	39-48
+						
+ 8BA 6211-G	16	(2.139") Standard	(2.2910") Standard	16	100	39-48
+ 8BA 6211-H	16	(2.137") .002" U/S	(2.2910") Standard	16	100	39-48
+ 8BA 6211-J	16	(2.129") .010" U/S	(2.2910") Standard	16	100	39-48
+ 8BA 6211-K	16	(2.119") .020" U/S	(2.2910") Standard	16	100	39-48
+ 8BA 6211-L	16	(2.109") .030" U/S	(2.2910") Standard	16	100	39-48
+ 8BA 6211-M	16	(2.099") .040" U/S	(2.2910") Standard	16	100	39-48
§						
§ 1GA 6211-A	12	(2.2351") Standard	(2.36") Standard	6	90	41-47
§ 1GA 6211-C	12	(2.2331") .002" U/S	(2.36") Standard	6	90	41-47
§ 1GA 6211-E	12	(2.2251") .010" U/S	(2.36") Standard	6	90	41-47
§ 1GA 6211-G	12	(2.2151") .020" U/S	(2.36") Standard	6	90	41-47
§ 1GA 6211-H	12	(2.2051") .030" U/S	(2.36") Standard	6	90	41-47
§ 1GA 6211-J	12	(2.1951") .040" U/S	(2.36") Standard	6	90	41-47
‡						
‡ 7HA 6211-B	12	(2.2968") .002" U/S	(2.4235") Standard	12	90	47-48
‡ 7HA 6211-C	12	(2.2888") .010" U/S	(2.4235") Standard	12	90	47-48
‡ 7HA 6211-D	12	(2.2788") .020" U/S	(2.4235") Standard	12	90	47-48
‡ 7HA 6211-E	12	(2.2688") .030" U/S	(2.4235") Standard	12	90	47-48
††						
†† OBA 6211-A	16	(2.139") Standard	(2.2910") Standard	16	100	39-48
†† OBA 6211-B	16	(2.137") .002" U/S	(2.2910") Standard	16	100	39-48
†† OBA 6211-C	16	(2.129") .010" U/S	(2.2910") Standard	16	100	39-48
†† OBA 6211-D	16	(2.119") .020" U/S	(2.2910") Standard	16	100	39-48
†† OBA 6211-E	16	(2.109") .030" U/S	(2.2910") Standard	16	100	39-48
†† OBA 6211-F	16	(2.099") .040" U/S	(2.2910") Standard	16	100	39-48

- Δ Pass, Comm—with 3 speed Transmission. § 6 Cylinder "G" Series ‡ 6 Cylinder "H" Series
 ◇ Pass, Comm—with 3 speed Transmission & Comm, Trucks with 4 speed Transmission.
 + Pass, Comm, Trucks with 8BA 6303 Crankshaft & 8BA 6200-A or 8CM 6200-B Connecting Rods.
 †† Pass, Comm, Trucks with 8BA 6303 Crankshaft & 8BA 6200-A, 8CM 6200-B or OBA 6200 Connecting rods.



CHASSIS PARTS CATALOGUE

PART NUMBER	PART NAME	NO. REQ'D	MODEL	YEAR 19__
B 6212	Nut (connecting rod)-castle-7/16"-20 (.44" x .66")	8	Pass,Comm & Truck (4 cyl)	28-34
B 6212	Nut (crankshaft main bearing cap stud)-castle-7/16"-20 (.44" x .66")	6	Pass,Comm,Trucks-60 HP Refer to 52-6345-A	37-40
§18 6212	Nut (connecting rod)	12	Pass,Comm & Truck (6 cyl"G" Series)	41-47
§18 6212	Nut (connecting rod)	8	Comm & Truck-40 HP (4 cyl)	41-42
§18 6212	Nut (connecting rod)	16	Pass 90 & 100 HP (8 cyl)	32-48
		16	Comm,Trucks 90 & 100 HP (8 cyl)	32-47
52 6212	Nut (connecting rod)	16	60 HP	37-40
1GA 6212	Nut (connecting rod)-self locking	8	Comm & Truck-40 HP (4 cyl)	41-42
1GA 6212	Nut (connecting rod)-self locking	16	Pass 90 & 100 HP (8 cyl)	32-48
		16	Comm,Trucks 90 & 100 HP (8 cyl)	32-47
1GA 6212	Nut (differential gear case bolt)	8	(Pass-1932-48)(Comm 1932-47) Refer to 18 4206	32-48
7HA 6212	Nut (connecting rod)-must be used together with 45218-S	12	Pass (6 cyl)	41-48
		12	Comm,Trucks (6 cyl)	41-47
	45218-S Locknut (connecting rod)-use with 7HA 6212- 9 teeth-3/8"	12	Pass (6 cyl)	41-48
		12	Comm,Trucks (6 cyl)	41-47
7HA 6212	Nut (connecting rod)-must be used together with 45218-S-use with 8CM-6200-B or OBA 6200	16	Pass-100 HP (8 cyl)	39-48
		16	Comm,Trucks 100 HP (8 cyl)	39-47
		16	Comm,Trucks 100 HP (8 cyl)	39-47
	45218-S Locknut (connecting rod)-use with 7HA 6212- 9 teeth 3/8"	16	Pass-100 HP (8 cyl)	39-48
		16	Comm,Trucks 100 HP (8 cyl)	39-47
	72004-S7 Cotter pin (connecting rod nut) -3/32" x 1/2"	16	60 HP	37-40
	351393-S18 Lockwasher-special (connecting rod nut)-.38"-use with 18-6212	8 to 16	Pass	32-48
	352250-S Cotter pin (connecting rod nut) 7/64" x .68"	8 to 16	All Chassis except 60 HP	28-48
†B 6220	Shim (connecting rod)	8	Pass,Comm & Trucks (4 cyl)	28-34

Camshaft and Gears

A 6250-A	Camshaft assy-less gear-replaced by B-6250 & 8 of B-6500	1	Pass,Comm,Truck (4 cyl)	28-31
B 6250	Camshaft assy-less gear	1	Pass,Comm,Truck (4 cyl)	28-34
91A 6250-B	Camshaft assy-less gear-use with bolt on type gear-replaced by 21A-6250-B & 11A-6280	1	Pass,Comm,Truck-90 & 100 HP (8 cyl)	39-41
9N 6250-B	Camshaft assy-less gear-use with bolt on type gear	1	Comm,Truck-40 HP (4 cyl)	41
1GA 6250-C	Camshaft assy-less gear-use with bolt on type gear-replaced by 2GA-6250	1	Pass,Comm,Truck (6 cyl)	41
§§21A 6250	Camshaft assy-less gear-use with bolt on type gear	1	Pass 90 & 100 HP (8 cyl)	35-48
		1	Comm,Trucks 90 & 100 HP (8 cyl)	35-47
2GA 6250	Camshaft assy-less gear-use with bolt on type gear	1	Pass,Comm,Truck-90 HP (6 cyl)	42
2NC 6250-B	Camshaft assy-less gear-use with bolt on type gear	1	Comm,Truck-40 HP (4 cyl)	42
5GA 6250	Camshaft assy-less gear-use with bolt on type gear	1	Pass,Comm,Truck-90 HP (6 cyl "G" Series)	46-47
7HA 6250-C	Camshaft assy-less gear-stamped "CWC"-use with iron oil pump gear	1	Pass (6 cyl"H" Series)	47-48
		1	Trucks (6 cyl "H" Series)	47
18 6251	Camshaft & gear assy-56 teeth-use with 18-6306	1	Pass,Comm,Truck-90 HP (8 cyl)	32-35
△48 6251-A	Camshaft & gear assy-44 teeth-use with 48-6306	1	Pass,Comm,Truck-90 HP (8 cyl)	35-37
52 6251-B	Camshaft & gear assy-42 teeth-use with 52-6306	1	Pass,Comm,Truck-60 HP	37-40
△81B 6251	Camshaft & gear assy-44 teeth-use with 48-6306	1	Pass,Comm,Truck-90 & 100 HP	38-41
B 6253	Dowel pin (camshaft)	2	Pass,Comm & Truck (4 cyl)	28-34
18 6254-A	Gear (oil pump drive)-with round inside diameter-at rear end of camshaft	1	Pass-90 & 100 HP (8 cyl)	32-48
		1	Comm,Trucks-90 & 100 HP (8 cyl)	32-47
18 6254-B	Gear (oil pump drive)-with 3/8" flat surface on inside dia.-at rear end of camshaft	1	Pass-90 & 100 HP (8 cyl)	32-48
		1	Comm,Trucks-90 & 100 HP (8 cyl)	32-47

§ Not to be used on connecting rod studs that do not have a cotter pin hole.

△ Replaced by 21A 6250, 11A 6280-A or B, 91A 6258, 350400-S bolt on type gear.

§§ When replacing camshafts 1935-41 also use 1 11A 6280-A or B adapter.

† No Longer Supplied

CHASSIS PARTS CATALOGUE

CAMSHAFT GEAR CHART

PART NUMBER	SIZE	MATERIAL	TYPE FIT	NO. REQ'D.	ENGINE		YEAR 19__	NO. TEETH	HELIX	CAMSHAFT PART NUMBER	CRANKSHAFT GEAR		
					CYL.	H.P.					PART NUMBER	NO. TEETH	HELIX
B 6256-A	Std.	Fibre	Press	1	4		28-31	50	RH	A 6250-A	B 6306	25	IH
				1	4		32-34	50	RH	B 6250	B 6306	25	IH
B 6256-B	.004"O/S	Fibre	Press	1	4		28-31	50	RH	A 6250-A	B 6306	25	IH
				1	4		32-34	50	RH	B 6250	B 6306	25	IH
18 6256-B	Std.	Fibre	Press	1	8	90	32-35	56	RH	18 6251	18 6306	28	IH
18 6256-C	.006"O/S	Fibre	Press	1	8	90	32-35	56	RH	18 6251	18 6306	28	IH
18 6256-D	.010"O/S	Fibre	Press	1	8	90	32-35	56	RH	18 6251	18 6306	28	IH
Δ 48 6256-A	Std.	Fibre	Press	1	8	90	35-37	44	RH	48 6251-A	48 6306-A	22	IH
				1	8	90	38-41	44	RH	81B 6251	48 6306-A	22	IH
				1	8	100	39-41	44	RH	81B 6251	48 6306-A	22	IH
Δ 48 6256-B	.006"O/S	Fibre	Press	1	8	90	35-37	44	RH	48 6251-A	48 6306-A	22	IH
				1	8	90	38-41	44	RH	81B 6251	48 6306-A	22	IH
				1	8	100	39-41	44	RH	81B 6251	48 6306-A	22	IH
Δ 48 6256-C	.012"O/S	Fibre	Press	1	8	90	35-37	44	RH	48 6251-A	48 6306-A	22	IH
				1	8	90	38-41	44	RH	81B 6251	48 6306-A	22	IH
				1	8	100	39-41	44	RH	81B 6251	48 6306-A	22	IH
52 6256-A	Std.	Fibre	Press	1	8	60	37-40	42	RH	52 6251-B	52 6306	21	IH
52 6256-B	.006"O/S	Fibre	Press	1	8	60	37-40	42	RH	52 6251-B	52 6306	21	IH
52 6256-C	.012"O/S	Fibre	Press	1	8	60	37-40	42	RH	52 6251-B	52 6306	21	IH
* 81B 6256-A	Std.	Alum.	Press	1	8	90	35-37	44	RH	48 6251-A	48 6306-A	22	IH
				1	8	90	38-41	44	RH	81B 6251	48 6306-A	22	IH
				1	8	100	39-41	44	RH	81B 6251	48 6306-A	22	IH
* 81B 6256-B	.006"O/S	Alum.	Press	1	8	90	35-37	44	RH	48 6251-A	48 6306-A	22	IH
				1	8	90	38-41	44	RH	81B 6251	48 6306-A	22	IH
				1	8	100	39-41	44	RH	81B 6251	48 6306-A	22	IH
* 81B 6256-C	.012"O/S	Alum.	Press	1	8	90	35-37	44	RH	48 6251-A	48 6306-A	22	IH
				1	8	90	38-41	44	RH	81B 6251	48 6306-A	22	IH
				1	8	100	39-41	44	RH	81B 6251	48 6306-A	22	IH
● 91A 6256-B	.006"O/S	Alum.	Bolt	1	8	90	35-41	44	RH	91A 6250-B	48 6306-A	22	IH
				1	8	100	39-41	44	RH	91A 6250-B	48 6306-A	22	IH
				1	4	40	41	44	RH	9N 6250-B	48 6306-A	22	IH
				1	8	90	42	44	RH	21A 6250	48 6306-A	22	IH
				1	8	100	42-48	44	RH	21A 6250	48 6306-A	22	IH
				1	4	40	42	44	RH	2NC 6250-B	48 6306-A	22	IH
● 91A 6256-C	.010"O/S	Alum.	Bolt	1	8	90	35-41	44	RH	91A 6250-B	48 6306-A	22	IH
				1	8	100	39-41	44	RH	91A 6250-B	48 6306-A	22	IH
				1	4	40	41	44	RH	9N 6250-B	48 6306-A	22	IH
				1	8	90	42	44	RH	21A 6250	48 6306-A	22	IH
				1	8	100	42-48	44	RH	21A 6250	48 6306-A	22	IH
				1	4	40	42	44	RH	2NC 6250-B	48 6306-A	22	IH

Δ Optional with 81B 6256-A,B or C. * Optional with 48 6256-A,B or C.

● Optional with 7RA 6256-A,B or C or 11A 6256-A,B,C,D,E or F



CHASSIS PARTS CATALOGUE

CAMSHAFT GEAR CHART

PART NUMBER	SIZE	MATERIAL	TYPE FIT	NO. REQ'D.	ENGINE		YEAR 19__	NO. TEETH	HELIX	CAMSHAFT PART NUMBER	CRANKSHAFT GEAR		
					CYL.	H.P.					PART NUMBER	NO. TEETH	HELIX
\$\$\$ 11A 6256-D	Std.	Fibre	Bolt	1	8	90	35-41	44	RH	91A 6250-B	48-6306-A	22	LH
				1	8	100	39-41	44	RH	91A 6250-B	48 6306-A	22	LH
				1	4	40	41	44	RH	9N 6250-B	48 6306-A	22	LH
				1	8	90	42	44	RH	21A 6250	48 6306-A	22	LH
				1	8	100	42-48	44	RH	21A 6250	48 6303-A	22	LH
				1	4	40	42	44	RH	2NC 6250-B	48 6306-A	22	LH
\$\$\$ 11A 6256-E	.006" O/S	Fibre	Bolt	1	8	90	35-41	44	RH	91A 6250-B	48 6306-A	22	LH
				1	8	100	39-41	44	RH	91A 6250-B	48 6306-A	22	LH
				1	4	40	41	44	RH	9N 6250-B	48 6306-A	22	LH
				1	8	90	42	44	RH	21A 6250	48 6306-A	22	LH
				1	8	100	42-48	44	RH	21A 6250	48 6306-A	22	LH
				1	4	40	42	44	RH	2NC 6250-B	48 6306-A	22	LH
\$\$\$ 11A 6256-F	.010" O/S	Fibre	Bolt	1	8	90	35-41	44	RH	91A 6250-B	48 6306-A	22	LH
				1	8	100	39-41	44	RH	91A 6250-B	48 6306-A	22	LH
				1	4	40	41	44	RH	9N 6250-B	48 6306-A	22	LH
				1	8	90	42	44	RH	21A 6250	48 6306-A	22	LH
				1	8	100	42-48	44	RH	21A 6250	48 6306-A	22	LH
				1	4	40	42	44	RH	2NC 6250-B	48 6306-A	22	LH
◇ 1GA 6256-A	Std.	Alum.	Bolt	1	6	90	41	48	RH	1GA 6250-C	1GA 6306-B	24	LH
				1	6	90	42	48	RH	2GA 6250	1GA 6306-B	24	LH
				1	6	90	46-47	48	RH	5GA 6250	1GA 6306-B	24	LH
◇ 1GA 6256-B	.006" O/S	Alum.	Bolt	1	6	90	41	48	RH	1GA 6250-C	1GA 6306-B	24	LH
				1	6	90	42	48	RH	2GA 6250	1GA 6306-B	24	LH
				1	6	90	46-47	48	RH	5GA 6250	1GA 6306-B	24	LH
◇ 1GA 6256-C	.012" O/S	Alum.	Bolt	1	6	90	41	48	RH	1GA 6250-C	1GA 6306-B	24	LH
				1	6	90	42	48	RH	2GA 6250	1GA 6306-B	24	LH
				1	6	90	46-47	48	RH	5GA 6250	1GA 6306-B	24	LH
◇ 1GA 6256-D	Std.	Fibre	Bolt	1	6	90	41	48	RH	1GA 6250-C	1GA 6306-B	24	LH
				1	6	90	42	48	RH	2GA 6250	1GA 6306-B	24	LH
				1	6	90	46-47	48	RH	5GA 6250	1GA 6306-B	24	LH
◇ 1GA 6256-E	.006" O/S	Fibre	Bolt	1	6	90	41	48	RH	1GA 6250-C	1GA 6306-B	24	LH
				1	6	90	42	48	RH	2GA 6250	1GA 6306-B	24	LH
				1	6	90	46-47	48	RH	5GA 6250	1GA 6306-B	24	LH
◇ 1GA 6256-F	.012" O/S	Fibre	Bolt	1	6	90	41	48	RH	1GA 6250-C	1GA 6306-B	24	LH
				1	6	90	42	48	RH	2GA 6250	1GA 6306-B	24	LH
				1	6	90	46-47	48	RH	5GA 6250	1GA 6306-B	24	LH

Optional with 91A-6256-A,B,C or 7RA-6256-A,B,C or 11A-6256-A,B,C ◇ 6 Cylinder "G" Series § 1.56" diameter hub hole



CHASSIS PARTS CATALOGUE

CAMSHAFT GEAR CHART

PART NUMBER	SIZE	MATERIAL	TYPE FIT	NO. REQ'D.	ENGINE		YEAR 19__	NO. TEETH	HELIX	CAMSHAFT PART NUMBER	CRANKSHAFT GEAR		
					CYL.	H.P.					PART NUMBER	NO. TEETH	HELIX
# † 7HA 6256-B	.006" O/S	Alum.	Bolt	1	6	90	47-48	48	IH	7HA 6250-C	7HA 6306-B	24	RH
# † 7HA 6256-C	.012" O/S	Alum.	Bolt	1	6	90	47-48	48	IH	7HA 6250-C	7HA 6306-B	24	RH
+ 7RA 6256-A	Std.	Alum.	Bolt	1	8	90	35-41	44	RH	91A 6250-B	48 6306-A	22	IH
				1	8	100	39-41	44	RH	91A 6250-B	48 6306-A	22	IH
				1	4	40	41	44	RH	9N 6250-B	48 6306-A	22	IH
				1	8	90	42	44	RH	21A 6250	48 6306-A	22	IH
				1	8	100	42-48	44	RH	21A 6250	48 6306-A	22	IH
				1	4	40	42	44	RH	2NC 6250-B	48 6306-A	22	IH
+ 7RA 6256-B	.006" O/S	Alum.	Bolt	1	8	90	35-41	44	RH	91A 6250-B	48 6306-A	22	IH
				1	8	100	39-41	44	RH	91A 6250-B	48 6306-A	22	IH
				1	4	40	41	44	RH	9N 6250-B	48 6306-A	22	IH
				1	8	90	42	44	RH	21A 6250	48 6306-A	22	IH
				1	8	100	42-48	44	RH	21A 6250	48 6306-A	22	IH
				1	4	40	42	44	RH	2NC 6250-B	48 6306-A	22	IH
+ 7RA 6256-C	.012" O/S	Alum.	Bolt	1	8	90	35-41	44	RH	91A 6250-B	48 6306-A	22	IH
				1	8	100	39-41	44	RH	91A 6250-B	48 6306-A	22	IH
				1	4	40	41	44	RH	9N 6250-B	48 6306-A	22	IH
				1	8	90	42	44	RH	21A 6250	48 6306-A	22	IH
				1	8	100	42-48	44	RH	21A 6250	48 6306-A	22	IH
				1	4	40	42	44	RH	2NC 6250-B	48 6306-A	22	IH
% † 8HA 6256-A	Std.	Alum.	Press	1	6	90	47-48	48	IH	7HA 6250-C	7HA 6306-B	24	RH
% † 8HA 6256-B	.006" O/S	Alum.	Press	1	6	90	47-48	48	IH	7HA 6250-C	7HA 6306-B	24	RH
% † 8HA 6256-C	.012" O/S	Alum.	Press	1	6	90	47-48	48	IH	7HA 6250-C	7HA 6306-B	24	RH
% 8HA 6256-D	Std.	Fibre	Press	1	6	90	47-48	48	LH	7HA 6250-C	7HA 6306-B	24	RH
% 8HA 6256-E	.006" O/S	Fibre	Press	1	6	90	47-48	48	LH	7HA 6250-C	7HA 6306-B	24	RH
% 8HA 6256-F	.012" O/S	Fibre	Press	1	6	90	47-48	48	LH	7HA 6250-C	7HA 6306-B	24	RH

+ Optional with 91A-6256-A,B,C or 11A-6256-A,B,C,D,E,F. # Optional with 8HA-6256-A,B,C,D,E,F by eliminating 7HA-6264-B Hub
 % Optional with 7HA-6256-A,B,C when used in conjunction with 7HA-6264-B † 6 Cylinder "H" Series.



CHASSIS PARTS CATALOGUE

PART NUMBER	PART NAME	NO. REQ'D	MODEL	YEAR 19__
91A 6258	Ring (camshaft gear locking)	1	Pass (except 60 HP)	35-48
		1	Comm, Trucks (except 60 HP)	35-47
	350400-S Bolt (camshaft gear) - 5/16" -24 x 5/8"	4	Pass (except 60 HP)	35-48
		4	Comm, Trucks (except 60 HP)	35-47
B 6259-A	Nut (camshaft)-1-1/16"-4 (13/32" x 2-1/4")	1	Pass, Comm & Truck (4 cyl)	28-34

CAMSHAFT BEARING CHART

PART NUMBER	LOCATION	NO. REQ'D	ENGINE		YEAR	OUTSIDE DIAMETER	INSIDE DIAMETER	REMARKS
			CYL.	H.P.				
01A 6261-C	Front & Rear	2	8	90	32-42	1.928" (Std.)	1.7985" (Std.)	Finished
			8	100	39-48	1.928" (Std.)	1.7985" (Std.)	Finished
01A 6261-F	Front & Rear	2	8	90	32-42	(.080" O/S)	1.7835" (.015" U/S)	Finished
			8	100	39-48	(.080" O/S)	1.7835" (.015" U/S)	Finished
01A 6261-G	Front & Rear	2	8	90	32-42	1.928" (Std.)	1.7885" (.010" U/S)	Finished
			8	100	39-48	1.928" (Std.)	1.7885" (.010" U/S)	Finished
01A 6261-H	Front & Rear	2	8	90	32-42	(.080" O/S)	1.7885" (.010" U/S)	Finished
			8	100	39-48	(.080" O/S)	1.7885" (.010" U/S)	Finished
022A 6261-C	All	3	8	60	37-40	1.60" (Std.)	1.489" (Std.)	
			8	60	37-40	(.040" O/S)	1.489" (Std.)	
01A 6262-C	Center	1	8	90	32-42	1.928" (Std.)	1.7985" (Std.)	Finished
			8	100	39-48	1.928" (Std.)	1.7985" (Std.)	Finished
01A 6262-F	Center	1	8	90	32-42	(.080" O/S)	1.7835" (.015" U/S)	Finished
			8	100	39-48	(.080" O/S)	1.7835" (.015" U/S)	Finished
01A 6262-G	Center	1	8	90	32-42	1.928" (Std.)	1.7885" (.010" U/S)	Finished
			8	100	39-48	1.928" (Std.)	1.7885" (.010" U/S)	Finished
01A 6262-H	Center	1	8	90	32-42	(.080" O/S)	1.7885" (.010" U/S)	Finished
			8	100	39-48	(.080" O/S)	1.7885" (.010" U/S)	Finished
Δ 1GA 6262-C	All	4	6	90	41-47	1.928" (Std.)	1.7980" (Std.)	
Δ 1GA 6262-D	All	4	6	90	41-47	(.0825" O/S)	1.7980" (Std.)	
§ 7HA 6262-C	All	4	6	90	47-48	2.0585" (Std.)	1.9285" (Std.)	Finished
§ 7HA 6262-D	All	4	6	90	47-48	(.080" O/S)	1.9285" (Std.)	Finished
§ 7HA 6262-E	All	4	6	90	47-48	2.0585" (Std.)	1.9135" (.015" U/S)	Finished

Δ 6 Cylinder "G" Series

§ 6 Cylinder "H" Series



CHASSIS PARTS CATALOGUE

PART NUMBER	PART NAME	NO. REQ'D	MODEL	YEAR 19__
7HA 6264-B	Hub (camshaft)-to attach camshaft gear	1	Pass (6 cyl "H" Series)	47-48
		1	Trucks (6 cyl "H" Series)	47
	74147-S Key (hub to camshaft)-5/32" x 3/4"	1	Pass (6 cyl "H" Series)	47-48
		1	Trucks (6 cyl "H" Series)	47
52 6266	Plug (camshaft rear bearing)	1	Pass,Comm & Truck 60 HP	37-40
91A 6266	Plug (camshaft rear bearing)-2.06" diam.	2	Pass (6 cyl)	41-48
		2	Comm,Trucks (6 cyl)	41-47
91A 6266	Plug (camshaft rear bearing)-2.06" diam.	1	Comm,Truck 40 HP (4 cyl)	41-42
7HA 6266-A	Plug (camshaft rear bearing)-2.069" diam.-cup shaped	1	Pass (6 cyl "H" Series)	47-48
		1	Trucks (6 cyl "H" Series)	47
7HA 6266-B	Plug (camshaft rear bearing)-2.151" diam.-cup shaped-use with 7HA-6262-D	1	Pass (6 cyl "H" Series)	47-48
		1	Trucks (6 cyl "H" Series)	47
7HA 6269	Plate (camshaft thrust)	1	Pass (6 cyl "H" Series)	47-48
		1	Trucks (6 cyl "H" Series)	47
	20310-S2 Bolt (camshaft thrust plate to cyl block)-5/16"-18 x 1/2"	2	Pass (6 cyl "H" Series)	47-48
		2	Trucks (6 cyl "H" Series)	47
	34906-S8 Lockwasher-5/16"			
B 6275	Plunger (camshaft thrust)	1	Pass,Comm & Truck (4 cyl)	28-34
B 6276	Spring (camshaft thrust plunger)	1	Pass,Comm & Truck (4 cyl)	28-34
11A 6280-A	Adapter (camshaft distributor drive)-Use with 21A-6250 & 91A or 11A-6256-with 1.375" dia. hub hole	1	Pass,Comm & Truck-90 & 100 HP (8 cyl)	32-41
11A 6280-B	Adapter (camshaft distributor drive)-use with 21A-6250 & 7RA-6256-or 11A 6256 with 1.56" dia. hub hole	1	Pass,Comm,Trucks 90 & 100 HP (8 cyl)	32-41

Crankshaft, Flywheel, Bearings, Etc.

A 6303-A	Crankshaft assy	1	Pass,Comm & Truck (4 cyl)	28-31
B 6303-B	Crankshaft assy	1	Pass,Comm & Truck (4 cyl)	32-34
18 6303-A	Crankshaft assy-2.00" diam. main bearing-24 15/32" long	1	Pass,Comm & Truck 90 HP (8 cyl)	32-36
52 6303-A	Crankshaft assy-used with 52-6335-B & 52-6336-repl. by 52-6010-C,52-6303-B,52-6615-D & 52-6675-D	1	Pass,Comm & Truck 60 HP (First 2500 Units)	37
52 6303-B	Crankshaft assy-20.82" overall length-used with 52-6335-B & 52-6336	1	Pass,Comm & Truck 60 HP	37-39
68 6303-A	Crankshaft assy-2.40" diam. main bearing-24.47" overall length-used with 78-6335 & 78-6336	1	Pass,Comm & Truck 90 HP (8 cyl)	36-38
91A 6303-A	Crankshaft assy-2.50" diam. main bearing-26" overall length-slinger type rear main bearing seal-used with 78-6335 & 78-6336-replaced by 91A-6303-B, 91A-6335,19B-6336 & 91A-6347	1	Pass,Comm & Truck 90 HP (8 cyl)	39-42
◇91A 6303-B	Crankshaft assy-2.50" diam. main bearing-26" overall length-bus type rear main bearing oil seal having oil grooves-used with 91A-6335,19B-6336 & 91A-6347	1	Pass,Comm & Truck 90 HP (8 cyl)	39-42
99A 6303-A	Crankshaft assy-2.50" diam. main bearing-26" overall length-slinger type rear main bearing oil seal-used with 78-6335 & 78-6336 identified by round indentation on front end-replaced by 99A-6303-B, 91A-6335,19B-6336 & 91A-6347	1	Pass,Comm & Truck 100 HP (8 cyl)	39-41
◇99A 6303-B	Crankshaft assy-2.50" diam. main bearing-26" overall length-bus type rear main brg. oil seal having oil grooves-used with 91A-6335,19B-6336 & 91A-6347	1	Pass,Comm & Truck 100 HP (8 cyl)	39-41
022A 6303-A	Crankshaft assy-22.88" overall length-used with 022A-6335 & 52-6336	1	Pass,Comm & Truck 60 HP	40
1GA 6303-A	Crankshaft assy	1	Pass,Comm & Truck (6 cyl "G" Series)	41-47
9N 6303-A	Crankshaft assy	1	Comm & Truck 40 HP (4 cyl)	41-42
29A 6303-A	Crankshaft assy-2.50" diam. main bearing-26" overall length-used with 78-6335 & 78-6336-replaced by 29A-6303-B,91A-6335,19B-6336 & 91A-6347	1	Pass,Comm & Truck 100 HP (8 cyl)	42

◇ When replacing crankshaft having slinger type rear main bearing seal also use 1-91A 6335, 1-19B 6336 & 2-91A 6347.



CHASSIS PARTS CATALOGUE

PART NUMBER	PART NAME	NO. REQ'D	MODEL	YEAR 19__
◇29A 6303-B	Crankshaft assy-2.50" diam. main bearing-26" overall length-Bus type rear main bearing oil seal having oil grooves-used with 91A-6335,19B-6336 & 91A-6347-No.8 stamped on front pulley shaft	1	Pass 100 HP (8 cyl)	42-48
		1	Comm,Truck 100 HP (8 cyl)	42-47
7HA 6303	Crankshaft assy-2.87" diam. main bearings-31.66" overall length-bus type rear main bearing oil seal-use with 7HA-6335-replaced by 8HA-6303	1	Pass (6 cyl"H" Series)	47-48
		1	Trucks (6 cyl"H" Series)	47
8BA 6303	Crankshaft assy-2.50" diameter-26.03" overall length-use with 59A-6010-C or 59A-6011-A, 8CM-6200-B,8BA-6211-G	1	Pass 100 HP (8 cyl)	39-48
		1	Comm,Trucks 100 HP (8 cyl)	39-47
8HA 6303	Crankshaft assy-2.87" diam. main bearings-31.66" overall length-bus type rear main bearing oil seal-use with 7HA-6335	1	Pass (6 cyl"H" Series)	47-48
		1	Trucks (6 cyl"H" Series)	47
B 6306	Gear (crankshaft)-25 teeth-Used with B-6256 and A or B-6303	1	Pass,Comm & Truck (4 cyl)	26-34
18 6306	Gear (crankshaft)-28 teeth-Used with 18-6256 and 18-6303-A	1	Pass,Comm & Truck (8 cyl)	32-35
48 6306-A	Gear (crankshaft)-22 LH helical teeth	1	Pass 90 & 100 HP (8 cyl)	35-48
		1	Comm,Trucks 90 & 100 HP (8 cyl)	35-47
48 6306-A	Gear (crankshaft)-22 LH helical teeth	1	Comm & Truck 40 HP (4 cyl)	41-42
52 6306	Gear (crankshaft)-21 LH helical teeth	1	Pass,Comm & Truck 60 HP	37-40
1GA 6306-B	Gear (crankshaft)-24 RH helical teeth	1	Pass,Comm & Truck 90 HP (6 cyl"G" Series)	41-47
7HA 6306-B	Gear (crankshaft)-24 RH helical teeth-3.80" O.D.	1	Pass (6 cyl"H" Series)	47-48
		1	Trucks (6 cyl"H" Series)	47
	357654-S Key-Woodruff (crankshaft gear)-3/4"	2	Pass (6 cyl"H" Series)	47-48
		2	Trucks (6 cyl"H" Series)	47
	74156-S Key-Woodruff (crankshaft gear)-1/4" x 1 1/8"	1	Comm & Truck-40 HP (4 cyl)	41-42
		1	Pass,Comm & Truck (4 & 8 cyl)except 60 HP	28-37
	74152-S Key-Woodruff (crankshaft gear)-3/16" x 1"	1	Pass,Comm & Truck-60 HP (8 cyl)	37-40
	74153-S Key-Woodruff (crankshaft gear)-1/4" x 1"	1	Pass 90 & 100 HP (8 cyl)	38-48
		1	Comm,Trucks 90 & 100 HP (8 cyl)	38-47
	357647-S Key (crankshaft gear)-1.7"x1/4"	1	Pass,Comm & Truck (6 cyl "G" Series)	41-47
8BA 6307	Plug (crankshaft counterweight oil hole)-use with 8BA-6303	4	Pass 100 HP (8 cyl)	39-48
		4	Comm,Trucks 100 HP (8 cyl)	39-47
B 6310	Slinger (crankshaft oil)	1	Pass,Comm & Truck (4 cyl)	28-34
40 6310-A	Slinger (crankshaft oil)	1	Comm & Truck-40 HP (4 cyl)	41-42
40 6310-A	Slinger (crankshaft oil)	1	Pass,Comm & Truck-90 HP (8 cyl)	32-38
52 6310	Slinger (crankshaft oil)	1	Pass,Comm & Truck-60 HP	37-39
81A 6310	Slinger (crankshaft oil)	1	Pass 90 & 100 HP (8 cyl)	39-48
		1	Comm,Trucks 90 & 100 HP (8 cyl)	39-47
022A 6310	Slinger (crankshaft oil)	1	Pass,Comm & Truck-60 HP	40
1GA 6310	Slinger (crankshaft oil)	1	Pass (6 cyl)	41-48
		1	Comm,Trucks (6 cyl)	41-47
B 6312-A	Pulley (crankshaft)-5.18" dia.	1	Pass,Comm & Truck (4 cyl)	28-32
18 6312-A	Pulley (crankshaft)-single sheave-5.18" dia.	1	Pass,Comm & Truck 90 HP (8 cyl)	32-38
18 6312-A	Pulley (crankshaft)-single sheave	1	122" Truck 90 HP (8 cyl)	38
+46 6312	Pulley (crankshaft)-single sheave-5.18"dia.	1	Pass,Comm & Truck (4 cyl)	33-34
51 6312	Pulley (crankshaft)-double sheave-5.00" dia.	1	Truck except 122"-90 HP (8 cyl)	35-38
52 6312-A	Pulley (crankshaft)-single sheave-4.32" dia.	1	Pass,Comm & Truck-60 HP	37-39
81C 6312-A	Pulley (crankshaft)-single sheave-5.00" dia.	1	Std Pass,Comm & 122" Truck-90 HP (8 cyl)	39
81T 6312	Pulley (crankshaft)-double sheave-5.00" dia.	1	Truck-90 & 100 HP (8 cyl)except 122"-1939	39-41
81T 6312	Pulley (crankshaft)-double sheave-5.00" dia.	1	COE-90 & 100 HP (8 cyl)	40-41
91A 6312-A	Pulley (crankshaft)-single sheave-5.00" dia.	1	(DeLuxe Pass 1939)(Pass,Comm & Truck-1940-41 except COE)-90 & 100 HP (8 cyl)	39-41
022A 6312	Pulley (crankshaft)-single sheave-4.20" dia.	1	Pass,Comm & Truck-60 HP	40
21A 6312-A	Pulley (crankshaft)-double sheave-5.38" dia.	1	Pass 90 & 100 HP (8 cyl)	42-48
		1	Comm,Trucks 90 & 100 HP (8 cyl)	42-47
2N 6312	Pulley (crankshaft)-5.18" dia.	1	Comm & Truck-40 HP (4 cyl)	41-42

◇ When replacing crankshaft having slinger type rear main bearing seal also use 1-91A 6335,1-19B 6336 & 2-91A 6347.

+ No Longer Supplied



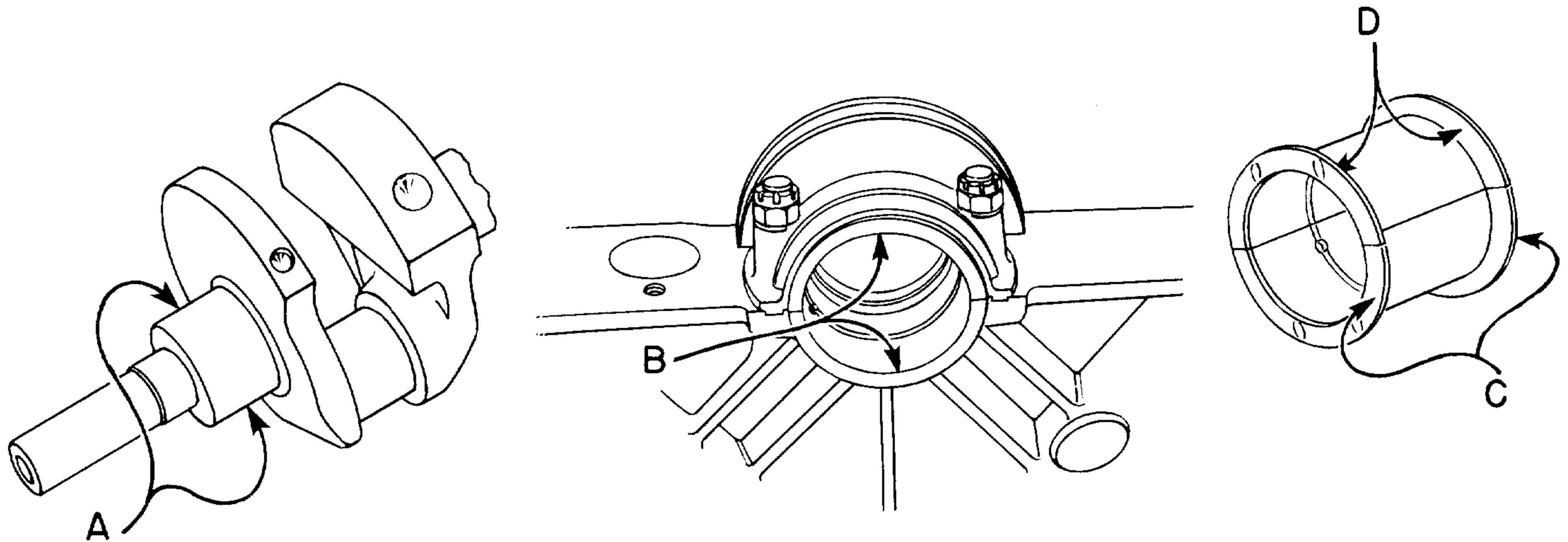
CHASSIS PARTS CATALOGUE

PART NUMBER	PART NAME	NO. REQ'D	MODEL	YEAR
				19__
1GA 6316-B	Damper assy (crankshaft)	1	Pass,Comm & Truck (6 cyl)	41
2GA 6316-A	Damper assy (crankshaft)	1	Pass,Comm & Truck (6 cyl "G" Series)	42-47
7HA 6316-A	Damper assy (crankshaft)	1	Pass (6 cyl "H" Series)	47-48
		1	Trucks (6 cyl "H" Series)	47
	20639-S Bolt (damper to crankshaft retaining)-5/8"-18 x 1"	1	Pass (6 cyl "H" Series)	47-48
		1	Trucks (6 cyl "H" Series)	47
	74153-S Key (crankshaft damper)-1/4" x 1"	1	Pass (6 cyl "H" Series)	47-48
		1	Trucks (6 cyl "H" Series)	47
	351582-S Washer (crankshaft damper retaining)-5/8"	1	Pass (6 cyl "H" Series)	47-48
		1	Trucks (6 cyl "H" Series)	47
B 6326	Pipe (crankshaft rear bearing oil)	1	Pass,Comm,Trucks (4 cyl)	32-34
B 6319-A	Ratchet (crankshaft cranking)	1	Pass,Comm & Truck (4 cyl)	28-34
B 6319-A	Ratchet (crankshaft cranking)	1	Pass,Comm & Truck 90 HP (8 cyl)	32-38
B 6319-A	Ratchet (crankshaft cranking)	1	Comm & Truck 40 HP (4 cyl)	41-42
B 6319-A	Ratchet (crankshaft cranking)	1	Truck (6 cyl "G" Series)	42-47
		1	Truck 90 & 100 HP (8 cyl)	42-47
52 6319	Ratchet (crankshaft cranking)	1	Pass,Comm & Truck 60 HP	37-40
81A 6319	Ratchet (crankshaft cranking)	1	Pass,Comm & Truck 90 & 100 HP (6 & 8 cyl)	39-41
81A 6319	Ratchet (crankshaft cranking)	1	Pass (6 cyl "G" Series)	42-47
		1	Pass 90 & 100 HP (8 cyl)	42-48
		1	Comm & 122" 3/4 ton Truck 90 & 100 HP (8 cyl)	42-47
		1	Comm & 122" 3/4 ton Truck (6 cyl "G" Series)	42-47
+18 6325-A	Cap (crankshaft rear bearing)-used with 18-6303-A & babbitt type cylinder blocks	1	Pass,Comm & Truck 90 HP (8 cyl)	32-36
9N 6325	Cap (crankshaft bearing)-rear	1	Comm & Truck-40 HP (4 cyl)	41-42
B 6326	Pipe (crankshaft rear bearing oil)	1	Pass,Comm,Trucks (4 cyl)	32-34
52 6326	Pipe (crankshaft rear bearing oil)	2	Pass,Comm & Truck-60 HP	37-40
81A 6326	Pipe (crankshaft rear bearing oil)	1	Pass,Comm & Truck-90 & 100 HP (8 cyl)	38-42
A 6327-B	Cap assy (crankshaft rear bearing)-babbitt type-2.995" long-standard length-finished	1	Pass,Comm & Truck (4 cyl)	28-31
A 6327-C	Cap assy (crankshaft rear bearing)-babbitt type-3.015" long-.020" O/S length-finished	1	Pass,Comm & Truck (4 cyl)	28-31
A 6327-D	Cap assy (crankshaft rear bearing)-std length-rough	1	Pass,Comm & Truck (4 cyl)	28-31
A 6327-E	Cap assy (crankshaft rear bearing)-babbitt type-.020" O/S length-Rough	1	Pass,Comm,Trucks (4 cyl)	28-31
R 6327-A	Cap assy (crankshaft rear bearing)-babbitt type-2.015" long-.020" O/S length-finished	1	Pass,Comm & Truck (4 cyl)	32-34
B 6327-B	Cap assy (crankshaft rear bearing)-babbitt type-2.995" long standard-length-finished	1	Pass,Comm & Truck (4 cyl)	32-34
B 6327-C	Cap assy (crankshaft rear bearing)-std length-rough	1	Pass,Comm & Truck (4 cyl)	32-34
B 6327-D	Cap assy (crankshaft rear bearing)-babbitt type-.020" O/S in length-rough	1	Pass,Comm,Trucks (4 cyl)	32-34
	353059-S Plug (crankshaft rear bearing cap)-7/16" expansion	1	Pass,Comm & Truck (4 cyl)	28-31
A 6328-A	Pipe assy (crankshaft rear bearing oil)-ball check type-5/16" O.D.	1	Pass,Comm & Truck (4 cyl)	28-30
A 6328-B	Pipe assy (crankshaft rear bearing oil)-ball check type-3/8" O.D.	1	Pass,Comm & Truck (4 cyl)	30-31
B 6328	Pipe assy (crankshaft rear bearing cap oil)	1	Pass,Comm & Truck (4 cyl)	32
§40 6328	Pipe assy (crankshaft rear bearing oil)-ball check type-special equipment	1	Pass,Comm & Truck-90 & 100 HP (8 cyl)	32-42
A 6330-A	Cap (crankshaft front or center bearing)-finished	2	Pass,Comm & Truck (4 cyl)	28-31
A 6330-B	Cap (crankshaft front or center bearing)-rough	2	Pass,Comm & Truck (4 cyl)	28-31
B 6330-A	Cap (crankshaft front or center bearing)-finished	2	Pass,Comm & Truck (4 cyl)	32-34
B 6330-B	Cap (crankshaft front or center bearing)-rough	2	Pass,Comm & Truck (4 cyl)	32-34
§§18 6330	Cap (crankshaft front or center bearing)-used with 18 6303-A and babbitt type cylinder blocks	2	Pass,Comm & Truck-90 HP (8 cyl)	32-36
9N 6330	Cap (crankshaft bearing)-center	1	Comm & Truck-40 HP (4 cyl)	41-42

§ Used on chassis when front end is raised for dumping.

§§ Specify whether rough or finished bearing is desired.

+ No Longer Supplied



P-4

REAR MAIN BEARINGS

8 CYLINDER 90 HP ENGINE 1932-36

PART NUMBER	A CRANKSHAFT DIAMETER	B CYLINDER BLOCK MAIN BEARING BORE	C OVERALL LENGTH	D LENGTH BETWEEN FLANGES	NO. REQ'D.
* 18 6331-A	1.998"/1.999" (Std)	2.570"/2.571" (Std)	2.249"/2.251" (Std)	2.095"/2.097" (Std)	2
* 18 6331-C	.010" U/S	2.570"/2.571" (Std)	2.249"/2.251" (Std)	2.095"/2.097" (Std)	2
+* 18 6331-D	1.998"/1.999" (Std)	2.570"/2.571" (Std)	.015" O/S	2.095"/2.097" (Std)	2
* 18 6331-E	.020" U/S	2.570"/2.571" (Std)	2.249"/2.251" (Std)	2.095"/2.097" (Std)	2
● 18 6331-G	1.998"/1.999" (Std)	2.670"/2.671" (Std)	2.249"/2.251" (Std)	2.095"/2.097" (Std)	2
● 18 6331-H	1.998"/1.999" (Std)	2.670"/2.671" (Std)	.015" O/S	2.095"/2.097" (Std)	2
● 18 6331-J	1.998"/1.999" (Std)	.015" O/S	2.249"/2.251" (Std)	.010" U/S	2
● 18 6331-N	.010" U/S	2.670"/2.671" (Std)	2.249"/2.251" (Std)	2.095"/2.097" (Std)	2
● 18 6331-P	.010" U/S	2.670"/2.671" (Std)	.015" O/S	2.095"/2.097" (Std)	2
● 18 6331-Q	.010" U/S	.015" O/S	2.249"/2.251" (Std)	.010" U/S	2
● 18 6331-T	.020" U/S	2.670"/2.671" (Std)	2.249"/2.251" (Std)	2.095"/2.097" (Std)	2
● 18 6331-U	.020" U/S	2.670"/2.671" (Std)	.015" O/S	2.095"/2.097" (Std)	2
● 18 6331-V	.020" U/S	.015" O/S	2.249"/2.251" (Std)	.010" U/S	2

* Use with 68 6010 or 78 6010 Cylinder Blocks when 18 6303-A Crankshaft is used.

● Use with 41A 6010-B Cylinder Block when 18 6303-A Crankshaft is used.

REAR MAIN BEARINGS

8 CYLINDER 60 HP ENGINE 1937-39

PART NUMBER	A CRANKSHAFT DIAMETER	B CYLINDER BLOCK MAIN BEARING BORE	C OVERALL LENGTH	D LENGTH BETWEEN FLANGES	NO. REQ'D.
** 52 6331-A	1.998"/1.999" (Std)	2.170"/2.171" (Std)	1.997"/1.999" (Std)	1.845"/1.847" (Std)	2
** 52 6331-C	.010" U/S	2.170"/2.171" (Std)	1.997"/1.999" (Std)	1.845"/1.847" (Std)	2
** 52 6331-D	1.998"/1.999" (Std)	2.170"/2.171" (Std)	.015" O/S	1.845"/1.847" (Std)	2
** 52 6331-E	1.998"/1.999" (Std)	.015" O/S	1.997"/1.999" (Std)	.010" U/S	2
** 52 6331-F	.005" U/S	2.170"/2.171" (Std)	.015" O/S	1.845"/1.847" (Std)	2
** 52 6331-G	.010" U/S	2.170"/2.171" (Std)	.015" O/S	1.845"/1.847" (Std)	2
** 52 6331-H	.020" U/S	2.170"/2.171" (Std)	1.997"/1.999" (Std)	1.845"/1.847" (Std)	2
+● 52 6331-J	1.998"/1.999" (Std)	2.270"/2.271" (Std)	1.997"/1.999" (Std)	1.845"/1.847" (Std)	2
●● 52 6331-L	.005" U/S	2.270"/2.271" (Std)	1.997"/1.999" (Std)	1.845"/1.847" (Std)	2
●● 52 6331-M	1.998"/1.999" (Std)	2.270"/2.271" (Std)	.015" O/S	1.845"/1.847" (Std)	2
●● 52 6331-P	.010" U/S	2.270"/2.271" (Std)	.015" O/S	1.845"/1.847" (Std)	2
●● 52 6331-Q	.020" U/S	2.270"/2.271" (Std)	1.997"/1.999" (Std)	1.845"/1.847" (Std)	2
●● 52 6331-T	1.998"/1.999" (Std)	.015" O/S	1.997"/1.999" (Std)	.010" U/S	2
** 52 6331-U	.005" U/S	.015" O/S	1.997"/1.999" (Std)	.010" U/S	2

** Use with 52 6010-C Cylinder Block when 52 6303-B Crankshaft is used.

●● Use with 92A 6010 Cylinder Block when 52 6303-B Crankshaft is used.

+ No Longer Supplied



CHASSIS PARTS CATALOGUE

REAR MAIN BEARINGS

8 CYLINDER 90 HP ENGINE 1936-38
REFER TO ILLUSTRATION PAGE 258

PART NUMBER	A CRANKSHAFT DIAMETER	B CYLINDER BLOCK MAIN BEARING BORE	C OVERALL LENGTH	D LENGTH BETWEEN FLANGES	NO. REQ'D.
xx 68 6331-A	2.398"/2.399" (Std)	2.570"/2.571" (Std)	2.249"/2.251" (Std)	2.095"/2.097" (Std)	2
xx 68 6331-C	.010" U/S	2.570"/2.571" (Std)	2.249"/2.251" (Std)	2.095"/2.097" (Std)	2
xx 68 6331-D	2.398"/2.399" (Std)	2.570"/2.571" (Std)	.015" O/S	2.095"/2.097" (Std)	2
xx 68 6331-E	2.398"/2.399" (Std)	.015" O/S	2.249"/2.251" (Std)	.010" U/S	2
xx 68 6331-G	.010" U/S	2.570"/2.571" (Std)	.015" O/S	2.095"/2.097" (Std)	2
●● 68 6331-J	2.398"/2.399" (Std)	2.670"/2.671" (Std)	2.249"/2.251" (Std)	2.095"/2.097" (Std)	2
●● 68 6331-L	.010" U/S	2.670"/2.671" (Std)	2.249"/2.251" (Std)	2.095"/2.097" (Std)	2
●● 68 6331-P	.010" U/S	2.670"/2.671" (Std)	.015" O/S	2.095"/2.097" (Std)	2
●● 68 6331-T	2.398"/2.399" (Std)	.015" O/S	2.249"/2.251" (Std)	.010" U/S	2
xx 68 6331-U	.020" U/S	2.570"/2.571" (Std)	2.249"/2.251" (Std)	2.095"/2.097" (Std)	2
●● 68 6331-V	.020" U/S	2.670"/2.671" (Std)	2.249"/2.251" (Std)	2.095"/2.097" (Std)	2
xx 68 6331-W	.010" U/S	.015" O/S	2.249"/2.251" (Std)	.010" U/S	2
xx 68 6331-Y	.020" U/S	2.570"/2.571" (Std)	.015" O/S	2.095"/2.097" (Std)	2
●● 68 6331-AA	.030" U/S	.015" O/S	2.249"/2.251" (Std)	.010" U/S	2

xx Use with 68 6010 and 78 6010 Cylinder Block when 68 6303-A Crankshaft is used.

●● Use with 81A 6010-B or 41A 6010-B Cylinder Block when 68 6303-A Crankshaft is used.

REAR MAIN BEARINGS

8 CYLINDER 90 AND 100 HP ENGINE 1939-48
REFER TO ILLUSTRATION PAGE 258

PART NUMBER	A CRANKSHAFT DIAMETER	B CYLINDER BLOCK MAIN BEARING BORE	C OVERALL LENGTH	D LENGTH BETWEEN FLANGES	NO. REQ'D.
81A 6331-A	2.498"/2.499" (Std)	2.670"/2.671" (Std)	2.249"/2.251" (Std)	2.095"/2.097" (Std)	2
81A 6331-C	.010" U/S	2.670"/2.671" (Std)	2.249"/2.251" (Std)	2.095"/2.097" (Std)	2
81A 6331-D	2.498"/2.499" (Std)	2.670"/2.671" (Std)	.015" O/S	2.095"/2.097" (Std)	2
81A 6331-F	.010" U/S	2.670"/2.671" (Std)	.015" O/S	2.095"/2.097" (Std)	2
81A 6331-H	2.498"/2.499" (Std)	.015" O/S	2.249"/2.251" (Std)	.010" U/S	2
81A 6331-J	.020" U/S	2.670"/2.671" (Std)	2.249"/2.251" (Std)	2.095"/2.097" (Std)	2
81A 6331-K	.010" U/S	.015" O/S	2.249"/2.251" (Std)	.010" U/S	2
81A 6331-L	.002" U/S	2.670"/2.671" (Std)	2.249"/2.251" (Std)	2.095"/2.097" (Std)	2
81A 6331-N	.030" U/S	2.670"/2.671" (Std)	2.249"/2.251" (Std)	2.095"/2.097" (Std)	2
81A 6331-P	.020" U/S	2.670"/2.671" (Std)	.015" O/S	2.095"/2.097" (Std)	2
81A 6331-Q	.002" U/S	2.670"/2.671" (Std)	.015" O/S	2.095"/2.097" (Std)	2
81A 6331-T	.030" U/S	2.670"/2.671" (Std)	.015" O/S	2.095"/2.097" (Std)	2
81A 6331-U	.020" U/S	.015" O/S	2.249"/2.251" (Std)	.010" U/S	2
81A 6331-W	.040" U/S	2.670"/2.671" (Std)	2.249"/2.251" (Std)	2.095"/2.097" (Std)	2



CHASSIS PARTS CATALOGUE

REAR MAIN BEARINGS

8 CYLINDER 60 HP ENGINE 1940
REFER TO ILLUSTRATION PAGE 258

PART NUMBER	A CRANKSHAFT DIAMETER	B CYLINDER BLOCK MAIN BEARING BORE	C OVERALL LENGTH	D LENGTH BETWEEN FLANGES	NO. REQ'D.
92A 6331-A	2.098"/2.099" (Std)	2.270"/2.271" (Std)	1.997"/1.999" (Std)	1.845"/1.847" (Std)	2
92A 6331-B	.005" U/S	2.270"/2.271" (Std)	1.997"/1.999" (Std)	1.845"/1.847" (Std)	2
92A 6331-C	.010" U/S	2.270"/2.271" (Std)	1.997"/1.999" (Std)	1.845"/1.847" (Std)	2
92A 6331-D	2.098"/2.099" (Std)	2.270"/2.271" (Std)	.015" O/S	1.845"/1.847" (Std)	2
92A 6331-E	.005" U/S	2.270"/2.271" (Std)	.015" O/S	1.845"/1.847" (Std)	2
92A 6331-F	.010" U/S	2.270"/2.271" (Std)	.015" O/S	1.845"/1.847" (Std)	2
92A 6331-G	2.098"/2.099" (Std)	.015" O/S	1.997"/1.999" (Std)	.010" U/S	2
92A 6331-H	.020" U/S	2.270"/2.271" (Std)	1.997"/1.999" (Std)	1.845"/1.847" (Std)	2

INTERMEDIATE MAIN BEARINGS

4 CYLINDER ENGINE 1941-42
REFER TO ILLUSTRATION PAGE 258

PART NUMBER	A CRANKSHAFT DIAMETER	B CYLINDER BLOCK MAIN BEARING BORE	C OVERALL LENGTH	D LENGTH BETWEEN FLANGES	NO. REQ'D.
9N 6331-A	2.248"/2.249" (Std)	2.420"/2.421" (Std)	1.897"/1.899" (Std)	1.743"/1.745" (Std)	2
9N 6331-C	.002" U/S	2.420"/2.421" (Std)	1.897"/1.899" (Std)	1.743"/1.745" (Std)	2
9N 6331-D	.005" U/S	2.420"/2.421" (Std)	1.897"/1.899" (Std)	1.743"/1.745" (Std)	2
9N 6331-E	.010" U/S	2.420"/2.421" (Std)	1.897"/1.899" (Std)	1.743"/1.745" (Std)	2
9N 6331-F	.012" U/S	2.420"/2.421" (Std)	1.897"/1.899" (Std)	1.743"/1.745" (Std)	2
9N 6331-G	.020" U/S	2.420"/2.421" (Std)	1.897"/1.899" (Std)	1.743"/1.745" (Std)	2

REAR UPPER MAIN BEARING

6 CYLINDER "G" SERIES ENGINE 1941-47
REFER TO ILLUSTRATION PAGE 258

PART NUMBER	A CRANKSHAFT DIAMETER	B CYLINDER BLOCK MAIN BEARING BORE	C OVERALL LENGTH	D LENGTH BETWEEN FLANGES	NO. REQ'D.
1GA 6331-A	2.4986"/2.4994" (Std)	2.6700"/2.6708" (Std)	1.749"/1.751" (Std)	1.595"/1.597" (Std)	1
1GA 6331-C	.002" U/S	2.6700"/2.6708" (Std)	1.749"/1.751" (Std)	1.595"/1.597" (Std)	1
1GA 6331-D	.005" U/S	2.6700"/2.6708" (Std)	1.749"/1.751" (Std)	1.595"/1.597" (Std)	1
1GA 6331-E	.010" U/S	2.6700"/2.6708" (Std)	1.749"/1.751" (Std)	1.595"/1.597" (Std)	1
1GA 6331-F	.012" U/S	2.6700"/2.6708" (Std)	1.749"/1.751" (Std)	1.595"/1.597" (Std)	1
1GA 6331-G	.020" U/S	2.6700"/2.6708" (Std)	1.749"/1.751" (Std)	1.595"/1.597" (Std)	1
1GA 6331-H	.030" U/S	2.6700"/2.6708" (Std)	1.749"/1.751" (Std)	1.595"/1.597" (Std)	1

REAR MAIN BEARING

6 CYLINDER "H" SERIES ENGINE 1947-49
REFER TO ILLUSTRATION PAGE 258

PART NUMBER	A CRANKSHAFT DIAMETER	B CYLINDER BLOCK MAIN BEARING BORE	C OVERALL LENGTH	D LENGTH BETWEEN FLANGES	NO. REQ'D.
7HA 6331-F	2.8732"/2.8740" (Std)	3.0661"/3.0670" (Std)	1.583"/1.585" (Std)	1.379"/1.381" (Std)	2
7HA 6331-G	.002" U/S	3.0661"/3.0670" (Std)	1.583"/1.585" (Std)	1.379"/1.381" (Std)	2
7HA 6331-H	.010" U/S	3.0661"/3.0670" (Std)	1.583"/1.585" (Std)	1.379"/1.381" (Std)	2
7HA 6331-J	.020" U/S	3.0661"/3.0670" (Std)	1.583"/1.585" (Std)	1.379"/1.381" (Std)	2
7HA 6331-K	.030" U/S	3.0661"/3.0670" (Std)	1.583"/1.585" (Std)	1.379"/1.381" (Std)	2



CHASSIS PARTS CATALOGUE

PART NUMBER	PART NAME	NO. REQ'D	MODEL	YEAR 19__
81A 6332	Washer (crankshaft cranking ratchet)-I.D..78"-O.D. 1.54"	1	Pass 90 & 100 HP (8 cyl)	39-48
		1	Comm, Trucks 90 & 100 HP (8 cyl)	39-47
022A 6332	Washer (crankshaft cranking ratchet)-I.D..62"-O.D. 1.54"	1	Pass, Comm & Truck 60 HP	40
1GA 6332	Washer (crankshaft ratchet)-I.D..78"-O.D. 1.88"	1	Pass, Comm & Truck (6 cyl "G" Series)	41-47
1GA 6332	Washer (crankshaft damper retaining)-I.D..78"-O.D. 1.88"	1	Trucks (6 cyl "H" Series)	47
	351582-S Washer (crankshaft damper retaining)-5/8"	1	Pass (6 cyl "H" Series)	47-48
	20639-S Bolt-5/8"-18 x 1"			

FRONT AND INTERMEDIATE MAIN BEARING

8 CYLINDER 90 HP ENGINE 1932-36
REFER TO ILLUSTRATION PAGE 258

PART NUMBER	A CRANKSHAFT DIAMETER	B CYLINDER BLOCK MAIN BEARING BORE	C OVERALL LENGTH	NO. REQ'D.
* 18 6333-A	1.998"/1.999" (Std)	2.570"/2.571" (Std)	1.56" (Std)	4
* 18 6333-C	.010" U/S	2.570"/2.571" (Std)	1.56" (Std)	4
* 18 6333-D	.020" U/S	2.570"/2.571" (Std)	1.56" (Std)	4
● 18 6333-G	1.998"/1.999" (Std)	2.670"/2.671" (Std)	1.50" (Std)	4
● 18 6333-H	1.998"/1.999" (Std)	.015" O/S	1.50" (Std)	4
● 18 6333-L	.010" U/S	2.670"/2.671" (Std)	1.50" (Std)	4
● 18 6333-M	.010" U/S	.015" O/S	1.50" (Std)	4
● 18 6333-N	.020" U/S	2.670"/2.671" (Std)	1.50" (Std)	4
† ● 18 6333-P	.020" U/S	.015" O/S	1.50" (Std)	4

- Use with 41A 6010-B Cylinder Block when 18 6303-A Crankshaft is used.
- * Use with 68 6010 or 78 6010 Cylinder Blocks when 18 6303-A2 Crankshaft is used.
- † No Longer Supplied

FRONT AND INTERMEDIATE MAIN BEARINGS

8 CYLINDER 90 HP ENGINE 1936-38
REFER TO ILLUSTRATION PAGE 258

PART NUMBER	A CRANKSHAFT DIAMETER	B CYLINDER BLOCK MAIN BEARING BORE	C OVERALL LENGTH	NO. REQ'D.
xx 68 6333-A	2.398"/2.399" (Std)	2.570"/2.571" (Std)	1.56" (Std)	4
xx 68 6333-C	.010" U/S	2.570"/2.571" (Std)	1.56" (Std)	4
xx 68 6333-E	2.398"/2.399" (Std)	.015" O/S	1.56" (Std)	4
*● 68 6333-G	2.398"/2.399" (Std)	2.670"/2.671" (Std)	1.50" (Std)	4
*● 68 6333-H	.005" U/S	2.670"/2.671" (Std)	1.50" (Std)	4
*● 68 6333-J	.010" U/S	2.670"/2.671" (Std)	1.50" (Std)	4
*● 68 6333-K	.015" U/S	2.670"/2.671" (Std)	1.50" (Std)	4
*● 68 6333-L	2.398"/2.399" (Std)	.015" O/S	1.50" (Std)	4
xx 68 6333-M	.020" U/S	2.570"/2.571" (Std)	1.50" (Std)	4
*● 68 6333-N	.020" U/S	2.670"/2.671" (Std)	1.50" (Std)	4
xx 68 6333-P	.010" U/S	.015" O/S	1.56" (Std)	4
*● 68 6333-X	.020" U/S	.015" O/S	1.50" (Std)	4
*● 68 6333-Y	.030" U/S	.015" O/S	1.56" (Std)	4

- xx Use with 68 6010 and 78 6010 Cylinder Blocks when 68 6303-A Crankshaft is used.
- *● Use with 81A 6010-A and 41A 6010-B Cylinder Blocks when 68 6303-A Crankshaft is used.



CHASSIS PARTS CATALOGUE

FRONT AND INTERMEDIATE MAIN BEARINGS

8 CYLINDER 60 HP ENGINE 1937-39
REFER TO ILLUSTRATION PAGE 258

PART NUMBER	A CRANKSHAFT DIAMETER	B CYLINDER BLOCK MAIN BEARING BORE	C OVERALL LENGTH	NO. REQ'D.
** 52 6333-A	1.998"/1.999" (Std)	2.170"/2.171" (Std)	1.490"/1.510" (Std)	4
** 52 6333-C	.010" U/S	2.170"/2.171" (Std)	1.490"/1.510" (Std)	4
** 52 6333-D	.020" U/S	2.170"/2.171" (Std)	1.490"/1.510" (Std)	4
** 52 6333-E	1.998"/1.999" (Std)	.015" O/S	1.490"/1.510" (Std)	4
●● 52 6333-F	1.998"/1.999" (Std)	2.270"/2.271" (Std)	1.490"/1.510" (Std)	4
●● 52 6333-H	.010" U/S	2.270"/2.271" (Std)	1.490"/1.510" (Std)	4
●● 52 6333-J	.020" U/S	2.270"/2.271" (Std)	1.490"/1.510" (Std)	4

- Use with 92A 6010 Cylinder Block when 52 6303-B Crankshaft is used.
** Use with 52 6010-C Cylinder Block when 52 6303-B Crankshaft is used.

FRONT AND INTERMEDIATE MAIN BEARINGS

8 CYLINDER 90 AND 100 HP ENGINES 1939-48
REFER TO ILLUSTRATION PAGE 258

PART NUMBER	A CRANKSHAFT DIAMETER	B CYLINDER BLOCK MAIN BEARING BORE	C OVERALL LENGTH	NO. REQ'D.
81A 6333-A	2.498"/2.499" (Std)	2.670"/2.671" (Std)	1.490"/1.506" (Std)	4
81A 6333-C	.010" U/S	2.670"/2.671" (Std)	1.490"/1.506" (Std)	4
81A 6333-E	2.498"/2.499" (Std)	.015" O/S	1.490"/1.506" (Std)	4
81A 6333-F	.020" U/S	2.670"/2.671" (Std)	1.490"/1.506" (Std)	4
81A 6333-G	.010" U/S	.015" O/S	1.490"/1.506" (Std)	4
81A 6333-L	.002" U/S	2.670"/2.671" (Std)	1.490"/1.506" (Std)	4
81A 6333-N	.030" U/S	2.670"/2.671" (Std)	1.490"/1.506" (Std)	4
81A 6333-R	.040" U/S	2.670"/2.671" (Std)	1.490"/1.506" (Std)	4

FRONT AND INTERMEDIATE MAIN BEARINGS

8 CYLINDER 60 HP ENGINE 1940
REFER TO ILLUSTRATION PAGE 258

PART NUMBER	A CRANKSHAFT DIAMETER	B CYLINDER BLOCK MAIN BEARING BORE	C OVERALL LENGTH	NO. REQ'D.
92A 6333-A	2.098"/2.099" (Std)	2.270"/2.271" (Std)	1.490"/1.510" (Std)	4
92A 6333-C	.010" U/S	2.270"/2.271" (Std)	1.490"/1.510" (Std)	4
92A 6333-D	2.098"/2.099" (Std)	.015" O/S	1.490"/1.510" (Std)	4
92A 6333-E	.020" U/S	2.270"/2.271" (Std)	1.490"/1.510" (Std)	4

FRONT AND REAR MAIN BEARINGS

4 CYLINDER ENGINE 1941-42
REFER TO ILLUSTRATION PAGE 258

PART NUMBER	A CRANKSHAFT DIAMETER	B CYLINDER BLOCK MAIN BEARING BORE	C OVERALL LENGTH	NO. REQ'D.
9N 6333-A	2.248"/2.249" (Std)	2.420"/2.421" (Std)	1.595"/1.605" (Std)	4
9N 6333-C	.002" U/S	2.420"/2.421" (Std)	1.595"/1.605" (Std)	4
9N 6333-E	.010" U/S	2.420"/2.421" (Std)	1.595"/1.605" (Std)	4
9N 6333-F	.012" U/S	2.420"/2.421" (Std)	1.595"/1.605" (Std)	4
9N 6333-G	.020" U/S	2.420"/2.421" (Std)	1.595"/1.605" (Std)	4



CHASSIS PARTS CATALOGUE

FRONT AND INTERMEDIATE UPPER MAIN BEARINGS

6 CYLINDER "G" SERIES 90 HP ENGINE 1941-47
REFER TO ILLUSTRATION PAGE 258

PART NUMBER	A CRANKSHAFT DIAMETER	B CYLINDER BLOCK MAIN BEARING BORE	C OVERALL LENGTH	NO. REQ'D.
1GA 6333-A	2.4986" / 2.4994" (Std)	2.6700" / 2.6708" (Std)	1.145" / 1.155" (Std)	3
1GA 6333-C	.002" U/S	2.6700" / 2.6708" (Std)	1.145" / 1.155" (Std)	3
1GA 6333-D	.005" U/S	2.6700" / 2.6708" (Std)	1.145" / 1.155" (Std)	3
1GA 6333-E	.010" U/S	2.6700" / 2.6708" (Std)	1.145" / 1.155" (Std)	3
1GA 6333-F	.012" U/S	2.6700" / 2.6708" (Std)	1.145" / 1.155" (Std)	3
1GA 6333-G	.020" U/S	2.6700" / 2.6708" (Std)	1.145" / 1.155" (Std)	3
1GA 6333-H	.030" U/S	2.6700" / 2.6708" (Std)	1.145" / 1.155" (Std)	3

FRONT AND INTERMEDIATE MAIN BEARINGS

6 CYLINDER "H" SERIES ENGINE 1947-48
REFER TO ILLUSTRATION PAGE 258

PART NUMBER	A CRANKSHAFT DIAMETER	B CYLINDER BLOCK MAIN BEARING BORE	C OVERALL LENGTH	NO. REQ'D.
0EA 6333-A	2.8740" (Std)	3.0670" (Std)	1.150" (Std)	6
7HA 6333-B	.002" U/S	3.0670" (Std)	1.150" (Std)	6
7HA 6333-C	.010" U/S	3.0670" (Std)	1.150" (Std)	6
7HA 6333-D	.020" U/S	3.0670" (Std)	1.150" (Std)	6
7HA 6333-E	.030" U/S	3.0670" (Std)	1.150" (Std)	6

PART NUMBER	PART NAME	NO. REQ'D	MODEL	YEAR 19__
A 6335	Oil seal (crankshaft rear bearing)	1	Pass, Comm & Truck (4 cyl)	28-31
B 6335	Oil seal (crankshaft rear bearing)	1	Pass, Comm & Truck (4 cyl)	32-34
52 6335-B	Oil seal (crankshaft rear main bearing)-upper-Used with 52-6303-B	1	Pass, Comm & Truck-60 HP	37-39
78 6335	Oil seal (crankshaft rear main bearing)-upper-Used with 68-6303-A, 91A-6303-A, 99A-6303-A, 29A-6303-A	1	90 & 100 HP (8 cyl)	36-42
91A 6335	Oil seal (crankshaft rear main bearing)-used with 9N-6303	1	Comm & Truck (4 cyl)	41-42
91A 6335	Oil seal (crankshaft rear main bearings)-upper-used with 91A-6303-B, 99A-6303-B, 29A-6303-B, 8BA-6303	1	Pass 90 & 100 HP (8 cyl)	39-48
		1	Comm, Trucks 90 & 100 HP (8 cyl)	39-47
022A 6335	Oil seal (crankshaft rear main bearing)-upper-Used with 022A-6303	1	60 HP	40
1GA 6335-B	Retainer (crankshaft rear bearing oil seal)	1	Pass, Comm & Truck (6 cyl "G" Series)	41-47
7HA 6335-A	Retainer (crankshaft rear bearing oil seal)-use with 7HA-6303 or 8HA-6303	1	Pass (6 cyl "H" Series)	47-48
		1	Trucks (6 cyl "H" Series)	47
	355599-S Bolt (crankshaft rear main bearing oil seal retainer to cylinder block)-5/16" - 18 x 7/8" long	3	Pass (6 cyl "H" Series)	47-48
		3	Trucks (6 cyl "H" Series)	47
	34846-S2 Lockwasher-5/16"			
52 6336	Oil seal (crankshaft rear main bearing)-lower-used with 52-6303-B	1	60 HP	37-39
78 6336	Oil seal (crankshaft rear main bearing)-lower-Used with 68-6303-A, 91A-6303-A, 99A-6303-A, 29A-6303-A	1	90 & 100 HP (8 cyl)	36-42
19B 6336	Retainer (crankshaft rear main bearing cap oil seal)-used with 91A-6303-B, 99A-6303-B, 29A-6303-B, 8BA-6303 crankshafts	1	Pass 90 & 100 HP (8 cyl)	39-48
		1	Comm, Trucks 90 & 100 HP (8 cyl)	39-47



CHASSIS PARTS CATALOGUE

REAR LOWER MAIN BEARINGS

6 CYLINDER "G" SERIES 90 HP ENGINE 1941-47
REFER TO ILLUSTRATION PAGE 258

PART NUMBER	A CRANKSHAFT DIAMETER	B CYLINDER BLOCK MAIN BEARING BORE	C OVERALL LENGTH	NO. REQ'D.
1GA 6337-A	2.4986"/2.4994" (Std)	2.670"/2.6708" (Std)	1.749"/1.751" (Std)	1
1GA 6337-C	.002" U/S	2.670"/2.6708" (Std)	1.749"/1.751" (Std)	1
1GA 6337-D	.005" U/S	2.670"/2.6708" (Std)	1.749"/1.751" (Std)	1
1GA 6337-E	.010" U/S	2.670"/2.6708" (Std)	1.749"/1.751" (Std)	1
1GA 6337-G	.020" U/S	2.670"/2.6708" (Std)	1.749"/1.751" (Std)	1
1GA 6337-H	.030" U/S	2.670"/2.6708" (Std)	1.749"/1.751" (Std)	1

FRONT AND INTERMEDIATE LOWER MAIN BEARINGS

6 CYLINDER "G" SERIES 90 HP ENGINE 1941-47
REFER TO ILLUSTRATION PAGE 258

PART NUMBER	A CRANKSHAFT DIAMETER	B CYLINDER BLOCK MAIN BEARING BORE	C OVERALL LENGTH	NO. REQ'D.
1GA 6338-A	2.4986"/2.4994" (Std)	2.6700"/2.6708" (Std)	1.145"/1.155" (Std)	3
1GA 6338-C	.002" U/S	2.6700"/2.6708" (Std)	1.145"/1.155" (Std)	3
1GA 6338-D	.005" U/S	2.6700"/2.6708" (Std)	1.145"/1.155" (Std)	3
1GA 6338-E	.010" U/S	2.6700"/2.6708" (Std)	1.145"/1.155" (Std)	3
1GA 6338-F	.012" U/S	2.6700"/2.6708" (Std)	1.145"/1.155" (Std)	3
1GA 6338-G	.020" U/S	2.6700"/2.6708" (Std)	1.145"/1.155" (Std)	3
1GA 6338-H	.030" U/S	2.6700"/2.6708" (Std)	1.145"/1.155" (Std)	3

PART NUMBER	PART NAME	NO. REQ'D	MODEL	YEAR 19__
†A 6340	Shim (crankshaft rear main bearing)	4	Pass, Comm & Truck (4 cyl)	28-31
B 6340	Shim (crankshaft rear main bearing cap)	4	Pass, Comm & Truck (4 cyl)	32-34
B 6344	Bolt (crankshaft rear main bearing cap)-4-3/16" long	2	Pass, Comm & Truck (4 cyl)	28-32
†A-21214-A	Bolt (crankshaft rear main bearing cap)-3 5/8" long	2	Pass, Comm & Truck (4 cyl)	28-29
1GA 6344	Gasket (crankshaft rear main bearing oil seal)	1	Pass, Comm & Truck (6 cyl "G" Series)	41-47
7HA 6344	Gasket (crankshaft rear main bearing oil seal retainer)	1	Pass (6 cyl "H" Series)	47-48
		1	Trucks (6 cyl "H" Series)	47
18 6345	Bolt (crankshaft main bearing cap)-4.59" long	6	Pass, Comm & Truck (8 cyl)	32-36
40 6345	Stud (crankshaft main bearing cap)-1/2"-20 & 1/2"-20 x 3.07"	6	Pass, Comm & Truck (8 cyl)	32-34
48 6345	Stud (crankshaft main bearing cap)-1/2"-13 & 1/2"-20 x 3.07"	6	Pass, Comm & Truck (8 cyl)	32-36
52 6345-A	Stud (crankshaft main bearing cap)-2.68" long	6	Pass, Comm & Truck-60 HP	37-40
	B-6212 Nut (crankshaft main bearing cap stud)	6	Pass, Comm & Truck-60 HP	37-40
	72016-S8 Cotter pin (crankshaft main brg. cap stud)-3/32" x 3/4"	6	Pass, Comm & Truck-60 HP	37-40
68 6345	Stud (crankshaft main bearing cap)-1/2"-13 & 1/2"-20 x 3.30"	6	Pass-90 & 100 HP	36-48
		6	Comm, Trucks-90 & 100 HP	36-47

† No Longer Supplied



CHASSIS PARTS CATALOGUE

PART NUMBER	PART NAME	NO. REQ'D	MODEL	YEAR 19__
9N 6345	Stud (crankshaft main bearing cap)-2.84" long	5	Comm & Truck-40 HP (4 cyl)	41-42
1GA 6345-B	Stud (crankshaft main bearing cap)-3.36" long	7	Pass,Comm & Truck (6 cyl)	41-46
2GA 6345	Bolt (crankshaft main bearing cap)-2.80" long	7	Pass,Comm & Truck (6 cyl "G" Series)	42-47
59A 6345-A	Bolt (crankshaft front & rear main bearing cap)- 1/2"-13 x 2.72"-use with 34809-S Lockwasher	4 4	Pass (8 cyl)-90 & 100 HP Comm,Trucks (8 cyl) 90 & 100 HP	36-48 36-47
7RA 6345-A	Bolt (crankshaft center main bearing cap)-1/2"- 13 x 3.26" long	2 2	Pass-100 HP (8 cyl) Comm,Trucks-100 HP (8 cyl)	39-48 39-47
7RA 6345-A	Bolt (crankshaft main bearing cap)-1/2"-13 x 3.26" long	8 8	Pass (6 cyl "H" Series) Trucks (6 cyl "H" Series)	47-48 47
	34809-S8 Lockwasher-1/2"			
+A 6346	Shim (crankshaft front & center main bearing)	8	Pass,Comm & Truck (4 cyl)	28-31
+B 6346	Shim (crankshaft front & center main bearing)	8	Pass,Comm & Truck (4 cyl)	32-34
9N 6346	Stud (crankshaft main bearing cap)-3.84" long	1	Pass,Comm & Truck (4 cyl)	41-42
1GA 6346-B	Stud (crankshaft main bearing cap)-4.20" long	1	Pass,Comm & Truck (6 cyl)	41-46
2GA 6346	Bolt (crankshaft main bearing cap)-3.64" long	1	Pass,Comm & Truck (6 cyl "G" Series)	42-47
B 6347	Bolt (crankshaft front & center main bearing cap)- 1/2"-20 x 5-5/8"-threaded length 7/8"	4	Pass,Comm & Truck (4 cyl)	28-32
◇91A 6347	Packing (crankshaft rear)-used only with 91A-6303-B,99A-6303-B,29A-6303-B crankshafts and 19B-6336 oil seal	2 2	Pass-90 & 100 HP (8 cyl) Comm,Trucks-90 & 100 HP (8 cyl)	39-48 39-47
	7HA 6701 Packing (crankshaft rear)-use with 7HA-6335	1 1	Pass (6 cyl "H" Series) Trucks (6 cyl "H" Series)	47-48 47
	8N 6701 Packing (crankshaft rear)	1	Comm,Trucks-40 HP (4 cyl)	41-42
	1GA 6702-A Packing (crankshaft rear)-use with 7HA-6335	1	Pass,Comm & Truck (6 cyl "G" Series)	41-47
022A 6347	Packing (crankshaft rear)	1	Pass,Comm & Truck-60 HP	40
022A 6347	Packing (oil pan)-rear	1	Pass,Comm,Trucks-60 HP Refer to 52 6701	40
B 6348	Nut (crankshaft main bearing cap stud)-1/2"-20	6 6 8 8	Pass (4 & 8 cyl)-except 60 HP Comm,Trucks (4 & 8 cyl)-except 60 HP Pass (6 cyl) Comm,Trucks (6 cyl)	28-48 28-47 41-48 41-47
	72016-S8 Cotter pin (crankshaft main bearing cap bolt)-3/32" x 3/4"	6or8	Pass,Comm & Truck (4 cyl,6 cyl "G" Series & 8 cyl)	28-47
7HA 6370	Dowel (engine rear plate to cylinder block)		Refer to 7HA-7007-C	
1GA 6374	Nut (crankshaft damper)	1	Pass,Comm & Truck (6 cyl)	41
B 6375	Flywheel & ring gear assy	1	Pass,Comm & Truck (4 cyl)	28-34
18 6375	Flywheel & ring gear assy	1	Pass,Comm & Truck (8 cyl)	32-34
48 6375	Flywheel & ring gear assy	1	Pass,Comm-90 HP (8 cyl)-with 3 speed transmission & 9" clutch	35-42
48 6375	Flywheel & ring gear assy	1	Pass-100 HP (8 cyl)-with 9" clutch	39-40
48 6375	Flywheel & ring gear assy	1	Comm-100 HP (8 cyl)-with 3 speed transmission & 9" clutch	39-40
48 6375	Flywheel & ring gear assy	1	122" Trucks-90 & 100 HP (8 cyl)-with 3 speed transmission & 9" clutch	38-40
51 6375	Flywheel & ring gear assy	1	Comm-90 & 100 HP (8 cyl)-with 4 speed transmission & 11" clutch	41-47
51 6375	Flywheel & ring gear assy	1	Trucks including COE-90 & 100 HP (8 cyl)- with 4 speed transmission & 11" clutch	35-47
51 6375	Flywheel & ring gear assy	1	Comm,Trucks-40 HP (4 cyl)-with 4 speed transmission & 11" clutch	41-42

◇ Use with crankshafts having bus type oil seal.

+ No Longer Supplied



CHASSIS PARTS CATALOGUE

PART NUMBER	PART NAME	NO. REQ'D	MODEL	YEAR 19__
52 6375-A	Flywheel & ring gear assy	1	Comm, Trucks-60 HP (8 cyl)-with 3 speed transmission & 9" clutch	37-40
52 6375-A	Flywheel & ring gear assy	1	Pass-60 HP (8 cyl)-with 9" clutch	40
52 6375-B	Flywheel & ring gear assy	1	Pass-60 HP (8 cyl)-with 8 1/2" clutch	37-39
9N 6375	Flywheel & ring gear assy	1	Comm, Trucks-40 HP (4 cyl)-with 3 speed transmission & 9" clutch	41-42
19A 6375	Flywheel & ring gear assy	1	Pass-100 HP (8 cyl)-with 10" clutch	41-48
19A 6375	Flywheel & ring gear assy	1	Comm-100 HP (8 cyl)-with 3 speed transmission & 10" clutch	41-47
19A 6375	Flywheel & ring gear assy	1	122" Trucks-90 & 100 HP (8 cyl)-with 3 speed transmission & 10" clutch	41-47
2GA 6375	Flywheel & ring gear assy	1	Pass (6 cyl)-with 3 speed transmission & 10" clutch	41-48
		1	Comm, Trucks (6 cyl)-with 3 speed transmission & 10" clutch	41-47
2GT 6375	Flywheel & ring gear assy	1	Comm, Trucks (6 cyl "G" Series)-with 4 speed transmission & 11" clutch	41-47
	350645-S Bolt (flywheel to crankshaft)-7/16" -20 x 7/8"	4	Pass (4, 6 & 8 cyl)	28-48
		4	Comm, Trucks (4, 6 & 8 cyl)	28-47
B 6384-A	Gear (flywheel ring)-112 teeth	1	Pass, Comm & Truck (4 cyl)	28-34
B 6384-A	Gear (flywheel ring)-112 teeth	1	Pass-90 & 100 HP (8 cyl)	32-48
		1	Comm, Trucks-90 & 100 HP (8 cyl)	32-47
52 6384	Gear (flywheel ring)-122 teeth	1	Pass, Comm & Truck-60 HP	37-40
9N 6384	Gear (flywheel ring)-134 teeth	1	Comm & Truck-40 HP (4 cyl)	41-42
2GA 6384-A	Gear (flywheel ring)-112 teeth	1	Pass (6 cyl)	41-48
		1	Comm, Trucks (6 cyl)	41-47
B 6387-A	Dowel (flywheel to crankshaft)-21/32" long	2	Pass (4, 6 & 8 cyl)	28-48
		2	Comm, Trucks (4, 6 & 8 cyl)	28-47
7HA 6392	Housing assy (flywheel)-also see 7HA-7007-C	1	Pass (6 cyl "H" Series)	47-48
		1	Trucks (6 cyl "H" Series)	47
	20380-S Bolt (flywheel housing to engine rear plate)-second hole from bottom-7/16" - 14 x 15/16"	2	Pass (6 cyl "H" Series)	47-48
		2	Trucks (6 cyl "H" Series)	47
	20420-S7 Bolt (flywheel housing to engine rear plate)-7/16" - 14 x 1 3/16"	2	Pass (6 cyl "H" Series)	47-48
		2	Trucks (6 cyl "H" Series)	47
	33801-S8 Nut-7/16"-14			
	34808-S8 Lockwasher-7/16"			
	24329-S8 Bolt (flywheel housing to engine rear plate)-3/8" - 24 x 5/8"	7	Pass (6 cyl "H" Series)	47-48
		7	Trucks (6 cyl "H" Series)	47
	24389-S8 Bolt (flywheel housing to engine rear plate)-3/8" -24 x 1"	2	Pass (6 cyl "H" Series)	47-48
		2	Trucks (6 cyl "H" Series)	47
	34847-S8 Lockwasher-3/8"			
1GA 6394	Housing (flywheel)	1	Pass, Comm & Truck (6 cyl "G" Series)	41-47
A 6395-A	Housing (flywheel)	1	Pass, Comm & Truck (4 cyl)	28-31
B 6395	Housing (flywheel)-upper	1	Pass, Comm & Truck (4 cyl)	32



CHASSIS PARTS CATALOGUE

PART NUMBER	PART NAME	NO. REQ'D	MODEL	YEAR 19__
46 6395	Housing (flywheel)	1	Pass, Comm & Truck (4 cyl)	33-34
	21487-S2 Bolt (flywheel housing to cylinder)-7/16"-14 x 1 3/4"	2	Pass, Comm & Truck (4 cyl)	28-31
	22527-S Bolt (flywheel housing to cylinder)-7/16"-14 x 1 1/8"	4	Pass, Comm & Truck (4 cyl)	28-34
	22544-S Bolt (flywheel housing to engine rear support)-1/2"-20 x 1 3/8"	4	Pass, Comm & Truck (4 cyl)	28-31
	34809-S8 Lockwasher (flywheel housing to cylinder)-1/2"	4	Pass, Comm & Truck (4 cyl)	28-31
	34808-S8 Lockwasher (flywheel housing to cylinder)-7/16"	4	Pass, Comm & Truck (4 cyl)	28-34
B 6396	Gasket (flywheel housing)	1	Pass, Comm & Truck (4 cyl)	28-34
B 6397	Dowel (flywheel housing)	2	Pass, Comm & Truck (4 cyl)	28-34
18 6397	Dowel (cylinder to trans. case)-11/16" long	2	Pass-60, 90 & 100 HP (8 cyl)	32-48
		2	Comm, Trucks-60, 90 & 100 HP (8 cyl)	32-47
18 6397	Dowel (cylinder to trans. case)-11/16" long	2	Comm & Truck-40 HP (4 cyl)	41-42
18 6397	Dowel (valve chamber cover to cylinder)-11/16" long	2	Pass-90 & 100 HP (8 cyl)	32-48
		2	Comm, Trucks-90 & 100 HP (8 cyl)	32-47
18 6397	Dowel (valve chamber cover to cylinder)-11/16" long	2	Pass, Comm & Truck-40 HP (4 cyl)	41-42
18 6397	Dowel (cylinder front cover)-11/16" long	2	Pass (6 cyl)	41-48
		2	Comm, Trucks (6 cyl)	41-47
18 6397	Dowel (cylinder to flywheel housing)-11/16" long	2	Pass (6 cyl)	41-48
		2	Comm, Trucks (6 cyl)	41-47
18 6397	Dowel (flywheel housing to transmission)-11/16" long	2	Pass (6 cyl)	41-48
		2	Comm, Trucks (6 cyl)	41-47
18 6397	Dowel (intake manifold to cylinder block)-11/16" long		Refer to 7HT 9424	
18 6397	Dowel (flywheel housing to transmission)-11/16" long	2	Pass-90 & 100 HP (8 cyl)	32-48
		2	Comm, Trucks-90 & 100 HP (8 cyl)	32-47
7HA 6397	Dowel (flywheel housing to engine rear plate)	2	Pass (6 cyl "H" Series)	47-48
		2	Trucks (6 cyl "H" Series)	47
A 6398	Shield (flywheel housing)	1	Pass, Comm & Truck (4 cyl)	28-31
	24309-S8 Bolt (flywheel housing shield)-1/4"-28 x 1/2"	5	Pass, Comm & Truck (4 cyl)	28-31
	34805-S8 Lockwasher (flywheel housing shield)-1/4"	5	Pass, Comm & Truck (4 cyl)	28-31
B 6400	Shim (flywheel housing to cylinder)	1	Pass, Comm & Truck (4 cyl)	28-34
B 6403	Plug (flywheel housing)-lower	1	Pass, Comm & Truck (4 cyl)	28-34
B 6403	Plug (flywheel housing)-lower	1	Pass, Comm & Truck-90 & 100 HP (8 cyl)	32-39
+18 6403	Plug (flywheel housing drain hole)	1	Pass & Comm (8 cyl)	32
	72038-S Cotter pin (flywheel housing drain hole)-7/32" x 1"	1	Pass, Comm & Truck-90 HP (8 cyl)	32-36
M 6437-B	Anti squeak (front fender upper to lower)		Refer to 16000 Fender Group	

Valve and Valve Chamber Covers

A 6500-A	Tappet (valve)	8	Pass, Comm & Truck (4 cyl)	28-31
B 6500	Tappet (valve)	8	Pass, Comm & Truck (4 cyl)	32-34
52 6500-A	Tappet (valve)	16	Pass, Comm & Truck-60 HP	37-40
91A 6500-C	Tappet (valve)-standard-straight type-no holes in side wall	16	Pass-90 & 100 HP (8 cyl)	32-48
		16	Comm, Trucks 90 & 100 HP (8 cyl)	32-47
		12	Pass, Comm, Trucks (6 cyl "G" Series)	41-47
		8	Comm, Trucks-40 HP (4 cyl)	41-42
7HA 6500-A	Tappet assy (valve)	12	Pass (6 cyl "H" Series)	47-48
		12	Trucks (6 cyl "H" Series)	47
8BA 6500-A	Tappet (valve)-standard-straight type-has 2 holes in side wall	16	Pass-90 & 100 HP (8 cyl)	32-48
		16	Comm, Trucks-90 & 100 HP (8 cyl)	32-47
		12	Pass, Comm, Trucks (6 cyl "G" Series)	41-47
		8	Comm, Trucks-40 HP (4 cyl)	41-42
B 6505-B	Valve (intake & exhaust)	8	Pass, Comm & Truck (4 cyl)	28-34
52 6505-A	Valve (intake & exhaust)	16	Pass, Comm & Truck-60 HP	37-40

+ No Longer Supplied



CHASSIS PARTS CATALOGUE

PART NUMBER	PART NAME	NO. REQ'D	MODEL	YEAR
				19
9N 6505-A	Valve (exhaust)	4	Comm & Truck-40 HP (4 cyl)	41-42
11T 6505-A	Valve (intake & exhaust)-1.51"dia. x 4.76" long	16	Pass-90 & 100 HP (8 cyl)	32-48
		16	Comm, Trucks-90 & 100 HP (8 cyl)	32-47
11T 6505-A	Valve (intake)-1.51"dia. x 4.76" long	4	Comm & Truck-40 HP (4 cyl)	41-42
11T 6505-B	Valve (intake & exhaust)-heavy duty-1.51"dia. x 4.76" long	16	Pass-90 & 100 HP (8 cyl)	32-48
		16	Comm, Trucks-90 & 100 HP (8 cyl)	32-47
11T 6505-C	Valve (intake & exhaust)-.015" O/S length	16	Pass-90 & 100 HP (8 cyl)	32-48
		16	Comm, Trucks-90 & 100 HP (8 cyl)	32-47
1GT 6505-A	Valve (exhaust)-1.51"dia. x 5.18" long	6	Pass, Comm & Truck (6 cyl "G" Series)	41-47
7HA 6505-A	Valve (exhaust)-1.51"dia. x 5.36" long	6	Pass (6 cyl "H" Series)	47-48
		6	Trucks (6 cyl "H" Series)	47
8BA 6505-A	Valve (intake & exhaust)-use with 8BA-6510-A or B, 8BA-6514, 7HA-6518-1.51"dia. x 4.75" long	16	Pass-90 & 100 HP (8 cyl)	32-48
		16	Comm, Trucks-90 & 100 HP (8 cyl)	32-47
8MTH 6505-A	Valve (exhaust)-heavy duty-1.51"dia. x 5.25" long-use with 8MTH-6534-A	6	(☆Trucks) 6 cyl "H" Series	47
8MTH 6505-B	Valve (exhaust)-heavy duty-1.51"dia. x 5.25" long-use with 8MTH-6534-B	6	(☆Trucks) 6 cyl "H" Series	47
8RT 6505-A	Valve (exhaust)-heavy duty-stem has square cut slot-1.51"dia. x 4.75" long	8	(☆Comm, ☆Truck) 90 & 100 HP-8 cyl	32-47
8RT 6505-B	Valve (exhaust)-heavy duty-stem has tapered slot-1.51" dia. x 4.63" long-use with 8RT-6534-A	8	(☆Comm, ☆Trucks) 90 & 100 HP-8 cyl	32-47
8RT 6505-C	Valve (exhaust)-heavy duty-stem has tapered slot-1.51"dia. x 4.63" long-use with 8RT-6534-B	8	(☆Comm, ☆Trucks) 90 & 100 HP-8 cyl	32-47
1GA 6507	Valve (intake)-1.65"dia. x 5.18" long	6	Pass, Comm & Truck (6 cyl)	41-42
5GA 6507	Valve (intake)-1.65"dia. x 5.20" long	6	Pass, Comm & Truck (6 cyl "G" Series)	46-47
7HA 6507	Valve (intake)-1.65"dia. x 5.36" long	6	Pass (6 cyl "H" Series)	47-48
		6	Trucks (6 cyl "H" Series)	47
B 6510	Bushing (valve guide)-Service only in pairs	8pr	Pass, Comm & Truck (4 cyl)	28-34
18 6510-A	Bushing (valve guide)-Service only in pairs-2" long	16pr	Pass, Comm & Truck (8 cyl)	32
40 6510-B	Bushing (valve guide)-Service only in pairs-2.2" long	16pr	Pass-90 & 100 HP (8 cyl)	32-48
		16pr	Comm, Trucks-90 & 100 HP (8 cyl)	32-47
40 6510-B	Bushing (valve guide)-Service only in pairs-2.2" long	8pr	Comm & Truck-40 HP (4 cyl)	41-42
40 6510-C	Bushing (valve guide)-Service only in pairs-2.2" long-use with 8BA 6571 on intake valve	16pr	Pass-90 & 100 HP (8 cyl)	32-48
		16pr	Comm, Trucks-90 & 100 HP (8 cyl)	32-47
		8pr	Comm, Trucks-40 HP (4 cyl)	41-42
52 6510-B	Bushing (valve guide)-Service only in pairs	16pr	Pass, Comm & Truck-60 HP	37-40
1GA 6510-B	Bushing (exhaust valve guide)-Service only in pairs	6pr	Pass, Comm & Truck (6 cyl "G" Series)	41-47
7HA 6510-A	Bushing (valve guide)	12	Pass (6 cyl "H" Series)	47-48
		12	Trucks (6 cyl "H" Series)	47
8BA 6510-A	Bushing (exhaust valve guide)-use with 8BA-6505 & 8RT-6505-A or B-rounded groove-replaced by 8BA-6510-B	8	Pass-90 & 100 HP (8 cyl)	32-48
		8	Comm, Trucks-90 & 100 HP (8 cyl)	32-47
8BA 6510-B	Bushing (intake & exhaust valve guide)-use with 8BA-6505-A & 8RT-6505-A or B-has square cut groove-use with 8BA-6571 on intake valve	16	Pass-90 & 100 HP (8 cyl)	32-48
		16	Comm, Trucks-90 & 100 HP (8 cyl)	32-47
1GA 6511	Bushing (intake valve guide)-Service only in pairs	6pr	Pass, Comm & Truck (6 cyl "G" Series)	41-47
40 6512	Retainer (valve guide bushing)	16	Pass-90 & 100 HP (8 cyl)	32-48
		16	Comm, Trucks-90 & 100 HP (8 cyl)	32-47
40 6512	Retainer (valve guide bushing)	12	Pass, Comm & Truck-90 HP (6 cyl "G" Series)	41-47
40 6512	Retainer (valve guide bushing)	8	Comm & Truck-40 HP (4 cyl)	41-42
52 6512	Retainer (valve guide bushing)	16	Pass, Comm & Truck-60 HP	37-40
B 6513	Spring (valve)	8	Pass, Comm & Truck (4 cyl)	28-34
40 6513-A	Spring (valve)-3.06" length	16	Pass, Comm & Truck-90 HP (8 cyl)	32-33
52 6513	Spring (valve)	16	Pass, Comm & Truck-60 HP	37-40
78 6513	Spring (valve)-2.41" length-11.5 coils	16	Pass-90 & 100 HP (8 cyl)	32-48
		16	Comm, Trucks-90 & 100 HP (8 cyl)	32-47
78 6513	Spring (valve)-2.41" length-11.5 coils	12	Pass, Comm & Truck-90 HP (6 cyl "G" Series)	41-47
78 6513	Spring (valve)-2.41" length-11.5 coils	8	Comm & Truck-40 HP (4 cyl)	41
2NC 6513	Spring (valve)	8	Comm & Truck (4 cyl)	42



CHASSIS PARTS CATALOGUE

PART NUMBER	PART NAME	NO. REQ'D	MODEL	YEAR
7HA 6513	Spring (valve)-2.50" long-9.38 coils	12	Pass (6 cyl "H" Series)	47-48
		12	Trucks (6 cyl "H" Series)	47
B 6514	Retainer (valve spring)-use with B-6505-B	8	Pass,Comm & Truck (4 cyl)	28-34
18 6514	Retainer (valve spring)	16	Pass,Comm & Truck-90 HP (8 cyl)	32-33
40 6514-B	Retainer (valve spring)-use with 11T-6505-A-B or C	16	Pass-90 & 100 HP (8 cyl)	32-48
		16	Comm & Truck-90 & 100 HP (8 cyl)	32-47
40 6514-B	Retainer (valve spring)-use with 1GT-6505-A, 1GA-6507 or 5GA-6507	12	Pass,Comm & Truck-90 HP (6 cyl "G" Series)	41-47
40 6514-B	Retainer (valve spring)-use with 9N-6505-A	8	Comm & Truck-40 HP (4 cyl)	41-42
52 6514-A	Retainer (valve spring)-use with 52-6505-A	16	Pass,Comm & Truck-60 HP	37-40
7HA 6514-A	Retainer (valve spring)-use with 7HA-6505-A or 7HA-6507	12	Pass (6 cyl "H" Series)	47-48
		12	Trucks (6 cyl "H" Series)	47
8BA 6514	Retainer (valve spring)-use with 8BA-6505-A or 8RT-6505-A	16	Pass-90 & 100 HP (8 cyl)	32-48
		16	Comm,Trucks-90 & 100 HP (8 cyl)	32-47
8MTH 6514-A	Retainer (valve spring)-.359"high-used with 8MTH-6505-A-replaced by 8MTH-6534-A	6	(★Trucks) 6 cyl "H" Series	47
8MTH 6514-B	Retainer (valve spring)-.559"thick-use with 8MTH-6505-B-replaced by 8MTH-6534-B	6	(.Trucks) 6 cyl "H" Series	47
8RT 6514-A	Retainer (valve spring)-.383"high-used with 8RT-6505-B-replaced by 8RT-6534-A	8	(★Comm,★Trucks) 90 & 100 HP-8 cyl	32-47
8RT 6514-B	Retainer (valve spring)-.583"thick-use with 8RT-6505-C-replaced by 8RT-6534-B	8	(★Comm,★Trucks) 90 & 100 HP-8 cyl	32-47
18 6515	Stud (fuel pump adapter to valve chamber cover)-5/16"-18 & 5/16"-24 x 1"	2	Pass-90 & 100 HP (8 cyl)	32-48
		2	Comm,Trucks-90 & 100 HP (8 cyl)	32-47
			Refer to 48-9415	
7HA 6518	Lock (valve spring retainer)-use with 7HA-6505-A or 7HA-6507	24	Pass (6 cyl "H" Series)	47-48
		24	Trucks (6 cyl "H" Series)	47
7HA 6518	Lock (valve spring retainer)-use with 8BA-6505-A	32	Pass-90 & 100 HP (8 cyl)	32-48
		32	Comm,Trucks-90 & 100 HP (8 cyl)	32-47
8EQ 6518	Lock (valve spring lower retainer)-use with 8MTH-6505-A or B-replaced by 8EQ-6534-A or B	12	(★Trucks) 6 cyl "H" Series	47
8EQ 6518	Lock (valve spring lower retainer)-use with 8RT-6505-B or C-replaced by 8RT-6534-A or B	16	(★Comm,★Trucks)-90 & 100 HP (8 cyl)	32-47
A 6520	Cover (valve chamber)	1	Pass,Comm & Truck (4 cyl)	28-31
B 6520	Cover (valve chamber)	1	Pass,Comm & Truck (4 cyl)	32-34
	24346-S7 Bolt (valve chamber cover attaching)-5/16"-18 x 3/4"	10	Pass,Comm & Truck (4 cyl)	28-34
	351355-S Washer-21/64"	10	Pass,Comm & Truck (4 cyl)	28-34
	34846-S2 Lockwasher-5/16"	10	Pass,Comm & Truck (4 cyl)	28-34
SEBB 6520-A	Cover (valve chamber)-cast iron-use with heavy duty-50-55 amp generator	1	Pass (8 cyl)	37-48
+18 6520	Cover (valve chamber)	1	Pass,Comm & Truck (8 cyl)	32
40 6520-A	Cover (valve chamber)-cast iron-use with single down draft carburetor-replaced by the following 1-91A 2149 Gasket 2- B 17542-A Nut 1-59T 6520 Cover 1-11A 17595 Connector 1- 18 9447 Gasket 3- 33798-S2 Nut 1- 40 9447-A Gasket 3- 89067-S Stud 1- 18 9485 Adapter 1- 358066-S8 Plug 1-21A 12226 Tube	1	Pass,Comm,Trucks (8 cyl)	33

† No Longer Supplied



CHASSIS PARTS CATALOGUE

PART NUMBER	PART NAME	NO. REQ'D	MODEL	YEAR 19__
40 6520-C	Cover (valve chamber)-cast iron-use with dual down draft carburetor-replaced by the following 1-91A 2149 Gasket 2- B 17542-A Nut 1-59T 6520 Cover 1-11A 17595 Connector 1-21A 12226 Tube 1- 358066-S8 Plug	1	Pass,Comm,Trucks (8 cyl)	34-36
48 6520	Cover (valve chamber)-aluminum-replaced by 59T 6520	1 1	Pass (8 cyl) Comm (8 cyl)	34-36 34-35
67 6520	Cover (valve chamber)-cast iron-replaced by 59T 6520	1	Comm,Trucks-90 HP (8 cyl)	36-37
78 6520	Cover (valve chamber)-aluminum-replaced by 59T 6520	1	Pass-90 & 100 HP (8 cyl)	37-39
52 6520-C	Cover (valve chamber)-replaced by 022A-6520-A cover,022A-6539 cover,022A-6541 plug,20309-S2 bolt,022A-6769 gasket,34805-S2 lockwasher	1	Pass,Comm & Truck-60 HP	37-39
81C 6520	Cover (valve chamber)-cast iron-replaced by 59T 6520	1	Pass,Trucks 90 & 100 HP (8 cyl)	38-40
022A 6520-A	Cover (valve chamber)	1	Pass,Comm & Truck-60 HP	37-40
	24406-S8 Bolt (valve chamber cover attaching)-5/16"-18 x 1 1/8"	11	Pass,Comm & Truck-60 HP	37-40
	351242-S7 Washer-21/64"	11	Pass,Comm & Truck-60 HP	37-40
11A 6520-A	Cover (valve chamber)-cast iron-replaced by 59T 6520	1	Pass,Comm,Trucks 90 & 100 HP (8 cyl)	41-44
11A 6520-B	Cover (valve chamber)-cast iron-replaced by 59T 6520	1 1	Pass-90 & 100 HP (8 cyl) Comm,122" 3/4 ton Trucks 90 & 100 HP(8cyl)	41-48 41-47
1GA 6520	Cover (valve chamber)	2	Pass,Comm & Truck (6 cyl "G" Series)	41-47
	357681-S Stud (valve chamber cover)-5/16"-18 & 5/16"-24 x 3 11/16"	3	Pass,Comm & Truck (6 cyl "G" Series)	41-47
	33798-S8 Nut (valve chamber cover stud)-5/16"-24	3	Pass,Comm & Truck (6 cyl "G" Series)	41-47
	44722-S8 Washer (valve chamber cover stud)-5/16"-flat	3	Pass,Comm & Truck (6 cyl "G" Series)	41-47
+2NC 6520	Cover (valve chamber)	2	Comm & Truck-40 HP (4 cyl)	41-42
	18-6397 Dowel (valve chamber cover to cyl. block)	2	Comm & Truck-40 HP (4 cyl)	41-42
	88531-S Stud (valve chamber cover)-front-5/16"-18 & 5/16"-24 x 3 1/4"	1	Comm & Truck-40 HP (4 cyl)	41-42
	88446-S Stud (valve chamber cover)-rear-5/16"-18 & 5/16"-24 x 2"	1	Comm & Truck-40 HP (4 cyl)	41-42
	33798-S8 Nut (valve chamber cover)-5/16"-24	2	Comm & Truck-40 HP (4 cyl)	41-42
	34846-S2 Lockwasher-5/16"	2	Comm & Truck-40 HP (4 cyl)	41-42
⊗59T 6520	Cover (valve chamber)-cast iron	1 1	Pass-90 & 100 HP (8 cyl) Comm,Trucks-90 & 100 HP (8 cyl)	33-48 33-47
	20408-S7 Bolt (valve chamber cover attaching)-3/8"-16 x 1 1/8"	4	Pass,Comm & Truck (8 cyl)	32-36
	20514-S7 Bolt (valve chamber cover attaching)-3/8"-16 x 1-7/8"	16	Pass,Comm & Truck (8 cyl)	32-36
	24448-S8 Bolt (valve chamber cover attaching)-3/8"-16 x 1 3/8"	20 20	Pass-90 & 100 HP (8 cyl) Comm,Trucks-90 & 100 HP (8 cyl)	34-38 34-47
	351377-S7 Washer-25/64"	20	Pass,Comm & Truck-90 & 100 HP (8 cyl)	32-39
	18-6397 Dowel (valve chamber cover to cylinder block)	2 2	Pass-90 & 100 HP (8 cyl) Comm,Trucks-90 & 100 HP (8 cyl)	32-48 32-47
	358066-S8 Plug (valve chamber cover)-3/8" taper thread	1	Pass-90 & 100 HP (8 cyl)	33-48
	352740-S Stud (generator mounting)-9/16"-12 & 9/16"-18 x 2.60"	1 1	Pass-60,90 & 100 HP (8 cyl) Comm,Trucks-60,90 & 100 HP (8 cyl)	32-41 32-41

⊗ When used to replace aluminum covers, also necessary to use 48 6756-A tube and 48 9400-A rod.

+ No Longer Supplied



CHASSIS PARTS CATALOGUE

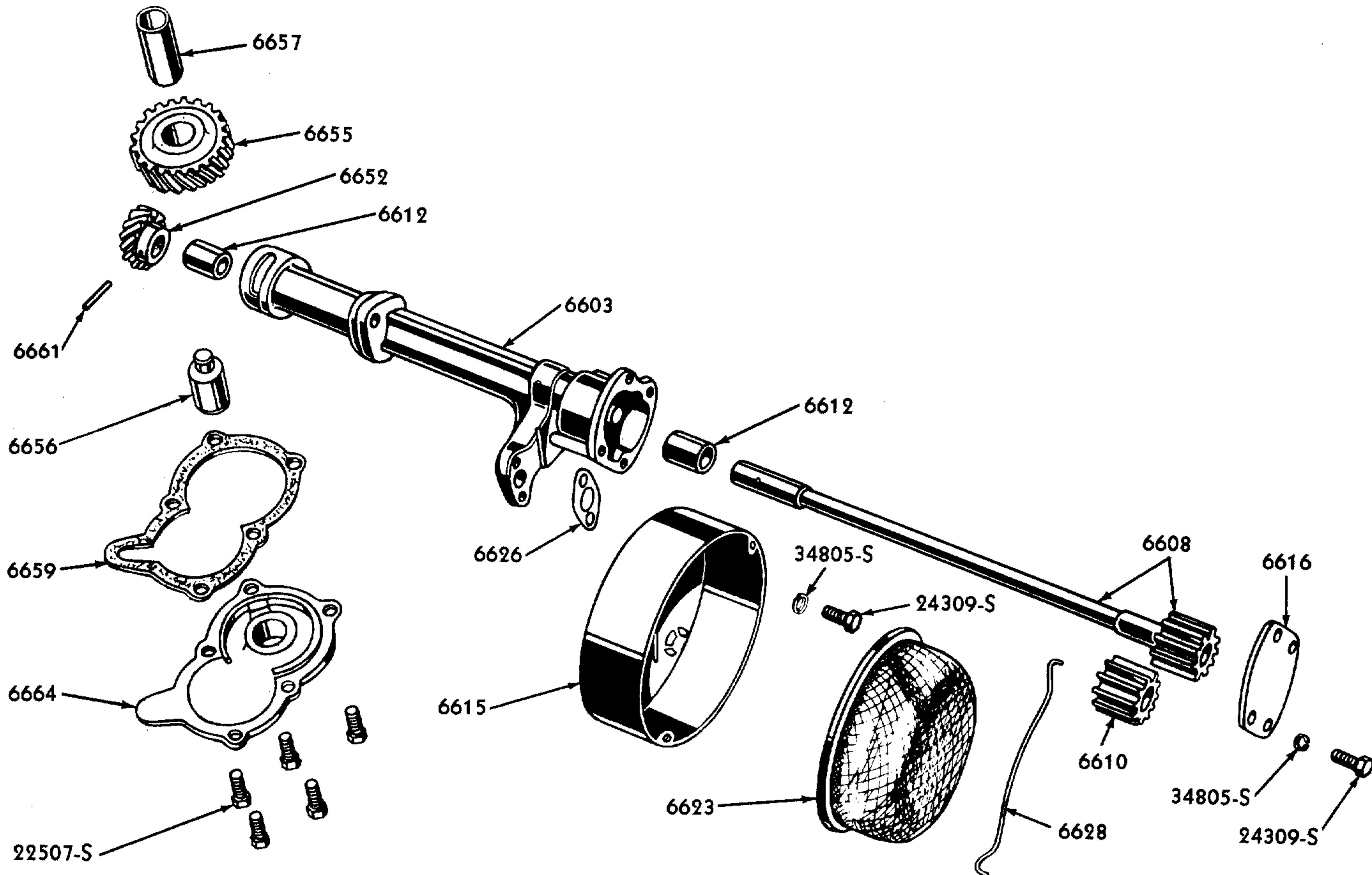
PART NUMBER	PART NAME	NO. REQ'D	MODEL	YEAR 19__
SEBB 6520-A	Cover (valve chamber)-cast iron-use with heavy duty-50-55 amp generator	1	Pass (8 cyl)	37-48
	357730-S7 Stud (generator mounting)-9/16"-12 & 9/16"-18 x 3"	1	Pass-90 & 100 HP (8 cyl)	37-47
		1	Comm, Trucks-90 & 100 HP (8 cyl)	42-47
	33848-S7 Nut (generator mounting stud)-9/16"-18	1	Pass-60,90 & 100 HP (8 cyl)	32-41
	356075-S7 Nut-9/16"-18			
7HA 6520	Cover (valve chamber)-front & center	2	Pass (6 cyl "H" Series)	47-48
		2	Trucks (6 cyl "H" Series)	47
	7HA-6756 Cover & baffle assy (valve chamber)-rear	1	Pass (6 cyl "H" Series)	47-48
		1	Trucks (6 cyl "H" Series)	47
	89255-S Stud (valve chamber cover attaching)-5/16"-18 & 5/16"-24 x 3 5/8"	3	Pass (6 cyl "H" Series)	47-48
		3	Trucks (6 cyl "H" Series)	47
	33798-S8 Nut-5/16"-24			
	44722-S8 Washer-flat-5/16"			
A 6521	Gasket (valve chamber cover)	1	Pass, Comm & Truck (4 cyl)	28-31
B 6521	Gasket (valve chamber cover)	1	Pass, Comm & Truck (4 cyl)	32-34
40 6521	Gasket (valve chamber cover)	1	Pass-90 & 100 HP (8 cyl)	32-48
		1	Comm, Trucks-90 & 100 HP (8 cyl)	32-47
52 6521-B	Gasket (valve chamber cover)	1	Pass, Comm & Truck-60 HP	37-40
9N 6521	Gasket (valve chamber cover)-replaced by 7HA-6521	2	Comm & Truck (4 cyl)	41-42
1GA 6521	Gasket (valve chamber cover)	3	Pass, Comm & Truck (6 cyl "G" Series)	41-47
7HA 6521	Gasket (valve chamber cover)	3	Pass (6 cyl "H" Series)	47-48
		3	Trucks (6 cyl "H" Series)	47
		2	Comm, Trucks (4 cyl)	41-42
40 6524	Baffle assy (valve chamber oil)	2	Pass, Comm & Truck (8 cyl)	32-34
48 6524	Baffle assy (valve chamber oil)	2	Pass-90 & 100 HP (8 cyl)	35-48
		2	Comm, Trucks-90 & 100 HP (8 cyl)	35-47
52 6524-B	Baffle (valve chamber oil)	1	Pass, Comm & Truck-60 HP	37-40
2GA 6524	Baffle (valve chamber splash)-end	2	Pass, Comm & Truck (6 cyl "G" Series)	41-47
7HA 6524	Baffle assy (valve chamber oil)-front & rear	2	Pass (6 cyl "H" Series)	47-48
		2	Trucks (6 cyl "H" Series)	47
18 6527	Plug (valve chamber cover vacuum)	1	Pass, Comm & Truck (8 cyl)	32-34
40 6528	Plug (valve chamber cover oil filler pipe opening)-1.746" dia.-Use with 18-6520 when replacing 18-9350 with new type	1	Pass, Comm & Truck (8 cyl)	32-33
8MTH 6534-A	Lock kit (exhaust valve)-use with 8MTH-6505-A-consists of the following 1-8MTH 6514-A Retainer 2- 8EQ 6518 Lock 1- 8EQ 6550-A Cap	6	(★Trucks) 6 cyl "H" Series	47
8MTH 6534-B	Lock kit (exhaust valve)-use with 8MTH-6505-B-consists of the following 1-8MTH 6514-B Retainer 2- 8EQ 6518 Lock 1- 8EQ 6550-B Cap	6	(★Trucks) 6 cyl "H" Series	47



CHASSIS PARTS CATALOGUE

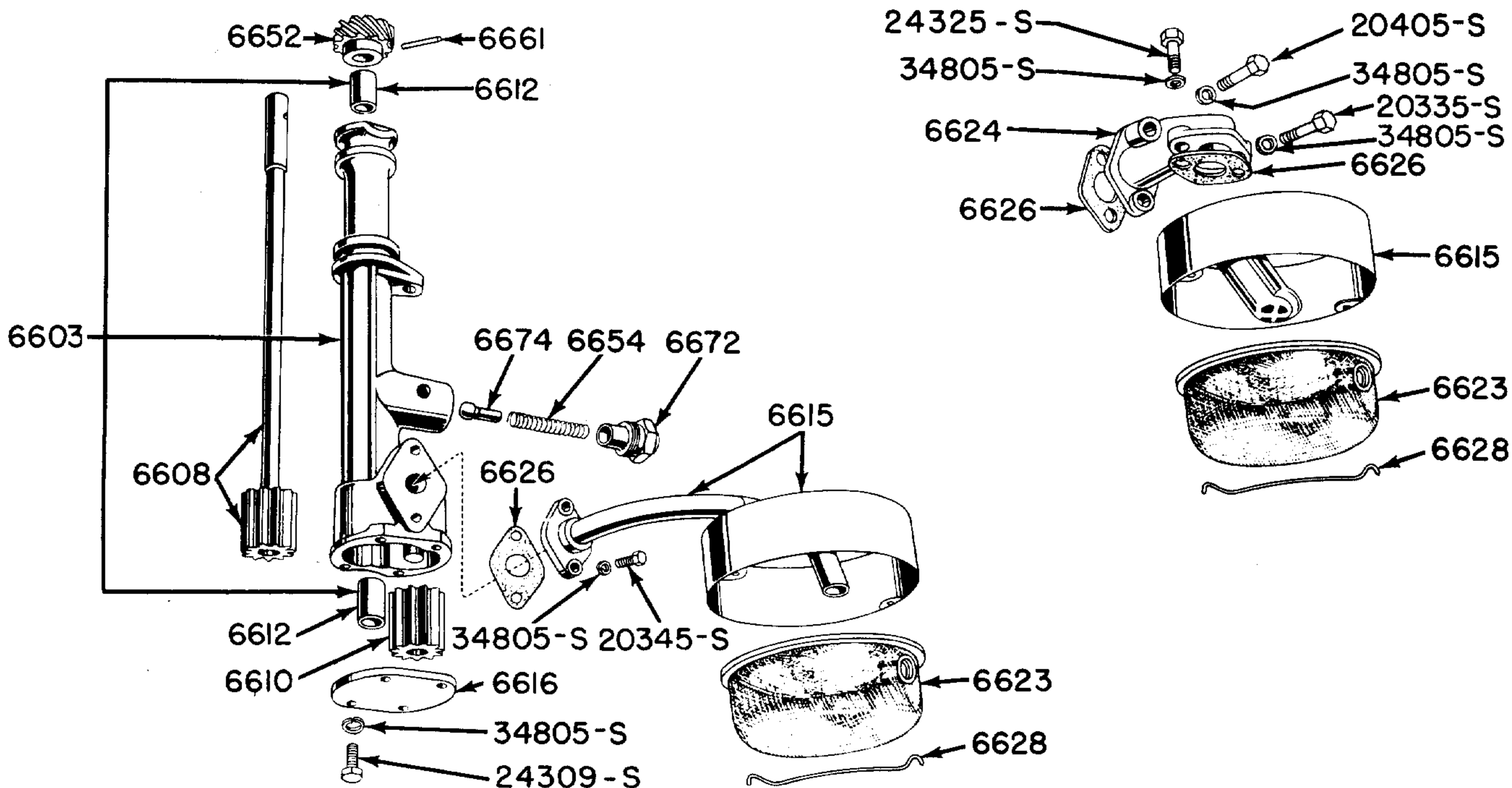
PART NUMBER	PART NAME	NO. REQ'D	MODEL	YEAR 19
8RT 6534-A	Lock kit (exhaust valve)-use with 8RT-6505-B- consists of the following 1- 8RT 6514-A Retainer 2- 8EQ-6518 Lock 1- 8RT 6550-A Cap	8	(☆Comm,☆Trucks) 90 & 100 HP-8 cyl	32-47
8RT 6534-B	Lock kit (exhaust valve)-use with 8RT-6505-C- consists of the following 1- 8RT 6514-B Retainer 2- 8EQ 6518 Lock 1- 8RT 6550-B Cap	8	(☆Comm,☆Trucks) 90 & 100 HP-8 cyl	32-47
022A 6539	Plate (valve chamber cover ventilator pipe hole)- Use with 022A-6520-A when repl. 52-6520-C-1937-39	1	Pass,Comm & Truck-60 HP	37-39
	022A-6769 Gasket (valve chamber cover vent pipe hole plate)	1	Pass,Comm & Truck-60 HP	37-39
2GA 6540	Baffle (valve chamber oil)-center	1	Pass,Comm & Truck (6 cyl "G" Series)	41-47
7HA 6540	Baffle assy (valve chamber oil)-center	1	Pass (6 cyl "H" Series)	47-48
		1	Trucks (6 cyl "H" Series)	47
022A 6541	Plug (oil filler hole)-Use with cylinder blocks having oil filler hole at rear of crankcase	1	Pass,Comm & Truck-60 HP	37-40
7HA 6549	Screw (valve tappet adjusting)	12 12	Pass (6 cyl "H" Series) Trucks (6 cyl "H" Series)	47-48 47
8HA 6550	Spring (valve tappet clearance)	12 12	Pass (6 cyl "H" Series) Trucks (6 cyl "H" Series)	47-48 47
8EQ 6550-A	Cap (valve stem)-.31"high-used with 8MTH-6505-A- replaced by 8MTH-6534-A	6	(☆Trucks) 6 cyl "H" Series	47
8RT 6550-A	Cap (valve stem)-.31"high-used with 8RT-6505-B- replaced by 8RT-6534-A	8	(☆Comm,☆Trucks) 90 & 100 HP-8 cyl	32-47
8RT 6550-B	Cap (valve stem)-.51"high-use with 8RT-6505-C- replaced by 8RT-6534-B	8	(☆Comm,☆Trucks) 90 & 100 HP-8 cyl	32-47
8EQ 6550-B	Cap (valve stem)-.50"high-use with 8MTH-6505-B- replaced by 8MTH-6534-B	6	(☆Trucks) 6 cyl "H" Series	47
B 6551	Shaft & gear assy (oil pump drive)-upper		Refer to 6600 Oil Pump Chart	
59TS 6555	Adapter (valve chamber cover vacuum outlet)-use with 2 speed rear axle for vacuum brakes	1	Truck (8 cyl)	46-47
59T 6557-A	Body (brake vacuum booster check valve)	1	Trucks (except 122")	46-47
B 6560	Bearing (oil pump drive shaft & gear)		Refer to 6600 Oil Pump Chart	
B 6561	Sleeve (oil pump drive shaft & gear bearing)		Refer to 6600 Oil Pump Chart	
B 6570	Spring (oil pump drive shaft & gear bearing retainer)-long		Refer to 6600 Oil Pump Chart	
8BA 6571	Seal (intake valve guide bushing)-rubber-use with 8BA-6510-B-or 40-6510-C	8	Pass-90 & 100 HP (8 cyl)	32-48
		8	Comm,Trucks-90 & 100 HP (8 cyl)	32-47

☆ Special Equipment



P-594

1936-42 8 CYLINDER 90 AND 100 H.P. ENGINE OIL PUMP (68 6600)



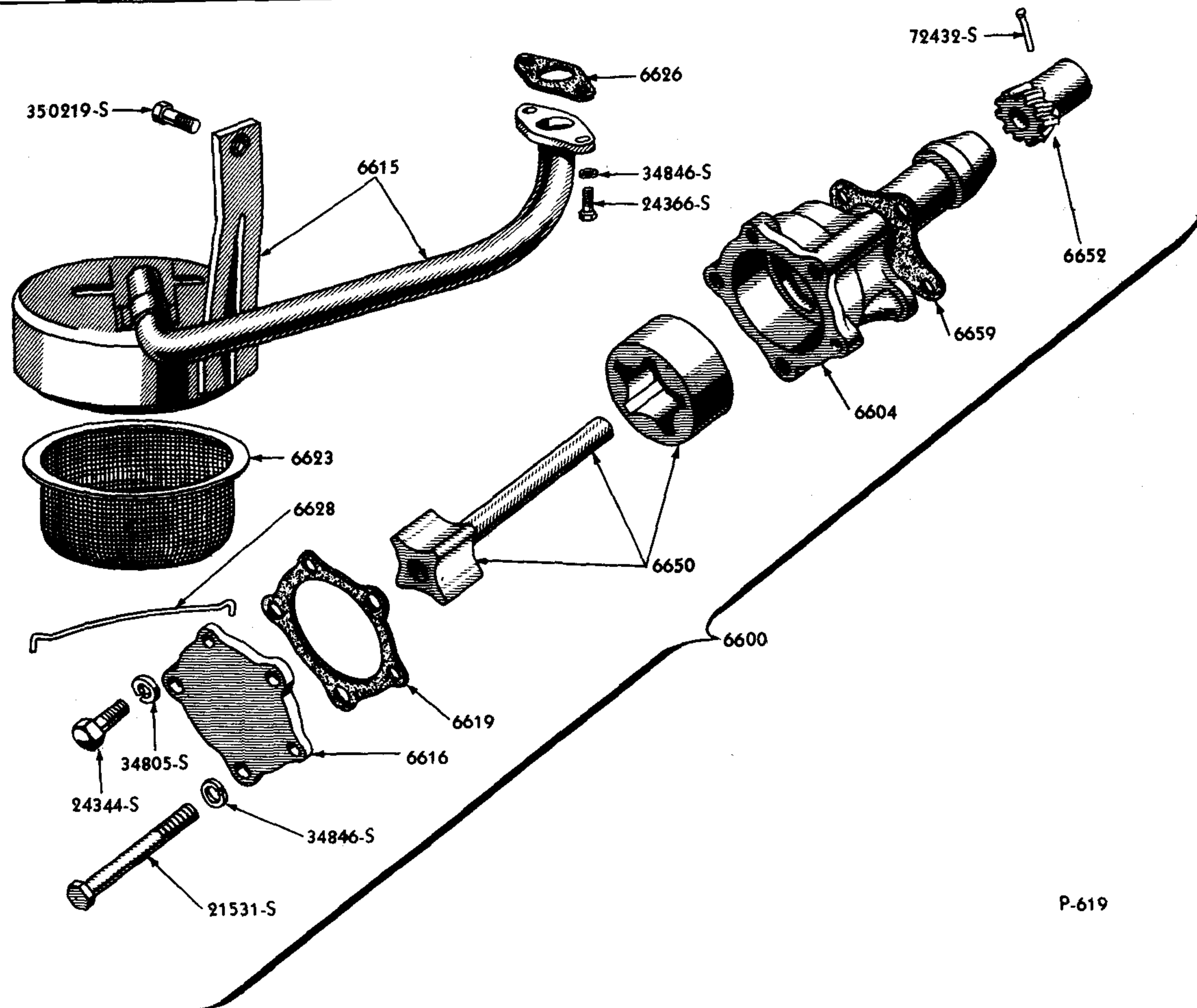
P-346

(41A-6600-A) (41A-6600-B)
 1932-48 8 CYLINDER 90 AND 100 H.P. ENGINE OIL PUMP

Basic numbers only shown on illustration. Order by Part Numbers shown in list of parts.

Ford

CHASSIS PARTS CATALOGUE



1947-48 6 CYLINDER "H" SERIES ENGINE OIL PUMP (7HA 6600)

Basic numbers only shown on illustration. Order by Part Numbers shown in list of parts.

Oil Pump

PART NUMBER	PART NAME	NO. REQ'D	MODEL	YEAR 19__
B 6600	Pump assy (engine oil)	1	Pass, Comm, & Truck (4 cyl)	28-34
+18 6600	Pump assy (engine oil)-replaced by 41A-6600-A or B	1	Pass, Comm, & Truck (8 cyl)	32-34
+48 6600	Pump assy (engine oil)-replaced by 41A-6600-A or B	1	Pass, Comm, & Truck (8 cyl)	35-36
+68 6600	Pump assy (engine oil)-replaced by 41A-6600-A or B	1	Pass, Comm, & Truck-90 & 100 HP (8 cyl)	36-42
‡41A 6600-A	Pump assy (engine oil)-with oil pans w/o a baffle-replaced by 59A-6600-A2	1	Pass-90 & 100 HP (8 cyl)	32-48
‡41A 6600-B	Pump assy (engine oil)-with oil pans having a baffle-replaced by 59A-6600-A2	1	Comm, Trucks-90 & 100 HP (8 cyl)	32-47
		1	Pass-90 & 100 HP (8 cyl)	32-48
	22507-S Bolt (oil pump to cylinder)-5/16"-18 x 3/4"	1	Pass, Comm & Trucks (8 cyl)	32-35
	74109-S Plug (oil pump expansion)-1/2"	1	Pass-90 HP (8 cyl)	37
‡ 59A 6600-A1	Pump assy (engine oil)-has spur type gear-replaced by 59A-6600-A2	1	Pass-90 & 100 HP (8 cyl)	32-48
		1	Comm, Trucks-90 & 100 HP (8 cyl)	32-47
‡ 59A 6600-A2	Pump assy (engine oil)-has helical type gears	1	Pass-90 & 100 HP (8 cyl)	32-48
		1	Comm, Trucks-90 & 100 HP (8 cyl)	32-47
7HA 6600	Pump assy (engine oil)-with iron gear-use with 7HA-6250-C	1	Pass (6 cyl "H" Series)	47-48
		1	Trucks (6 cyl "H" Series)	47
	21531-S Bolt (oil pump to cyl. block)-5/16"-18 x 2 1/2"	3	Pass (6 cyl "H" Series)	47-48
		1	Trucks (6 cyl "H" Series)	47
	34846-S2 Lockwasher-5/16"			

§ When replacing 18 6600, 48 6600, 68 6600 also use 1 each of 41A 6654 Spring (oil relief valve)-in cylinder block and 41A 9278. Also use 41C 9273 when higher oil pressure readings are necessary.

‡ Replaced by 8BA 6621, 59A 6615, 8BA 6623-A, 8BA 6628-A, 41A 6626, 2 of 20325-S7 & 34805-S2



CHASSIS PARTS CATALOGUE

OIL PUMP CHART

PART NUMBER	PART NAME	OIL PUMP												
		B-6600	18-6600	48-6600	68-6600	41A-6600-A	41A-6600-B	59A-6600-A1	59A-6600-A2	60 H.P. 8 Cyl. 1937-40	40 H.P. 4 Cyl. 1941-42	90 H.P. 6 Cyl. 1941-46	90 H.P. 6 Cyl. "G" Series 1947	7HA-6600
B 6603	Body assy (oil pump)	1												
18 6603	Body assy (oil pump)		1	1										
68 6603	Body assy (oil pump)-replaced by 59A-6600-A2				1									
§ 52 6603	Body assy (oil pump)-use with 2.170/2.171 main bearing-replaced by 92A-6603-B									1				
92A 6603-B	Body assy (oil pump)-use with 2.270/2.271 main bearing									1				
9N 6603	Body assy (oil pump)										1			
1GA 6603-C	Body assy (oil pump)											1	1	
41A 6603	Body assy (oil pump)					1	1							
	41A-6654 Spring (oil pump body relief valve)					1	1							
	41A-6672 Plug (oil pump body relief valve)					1	1							
	41A-6674 Plunger (oil pump body relief valve)					1	1							
8BA 6603-A	Body assy (oil pump)							1						
	56H-6654 Spring (oil pump body relief valve)							1						
	7HA-6663 Plunger (oil pump body relief valve)							1						
8BA 6603-B	Body assy (oil pump)								1					
	8BA-6654 Spring (oil pump body relief valve)								1					
	8BA-6663 Plunger (oil pump body relief valve)								1					
	8BA-6669-A Gasket (oil pump body relief valve plug)-optional with B-12410							1	1					
	8BA-6672-A Plug (oil pump body relief valve)							1	1					
7HA 6604	Body assy (oil pump)													1
52 6606-A	Stud (oil pump idler gear)									1				
72 6607	Bolt (oil pump cover)									3				
	34805-S8 Lockwasher (oil pan cover)-1/4"									3				
	B-6551 Shaft & gear assy (oil pump drive)-upper	1												
	B-6560 Bearing (oil pump drive shaft & gear)	1												
	B-6561 Sleeve (oil pump drive shaft & gear bearing)	1												
	72857-S Pin (oil pump drive shaft & gear bearing sleeve)-1/8" x 13/16"	1												
	B-6570 Spring (oil pump drive shaft & gear bearing retainer)-long	1												
B 6608-A	Shaft & gear assy (oil pump)-lower	1												
18 6608-B	Shaft & gear assy (oil pump)		1	1	1									
52 6608	Shaft & gear assy (oil pump drive)-aluminum									1				
9N 6608-A	Shaft & gear assy (oil pump drive)-aluminum										1			
1GA 6608-B	Shaft & gear assy (oil pump drive)-aluminum-replaced by 5GA-6608-A											1		
41A 6608	Shaft & gear assy (oil pump)					1	1							
5GA 6608-A	Shaft & gear assy (oil pump drive)-aluminum													1
8BA 6608-A	Shaft & gear assy (oil pump)-spur							1						
8BA 6608-B	Shaft & gear assy (oil pump)-helical									1				
	18-6652 Gear (oil pump shaft)-upper		1	1	1	1	1	1	1					
	18-6661 Pin (oil pump shaft upper gear)		1	1	1	1	1	1	1					
18 6610	Gear (oil pump driven)	1	1	1	1									
52 6610-A	Gear (oil pump driven)									1				
52 6610-B	Gear (oil pump driven)									1	1			
1GA 6610-B	Gear (oil pump driven)											1	1	
41A 6610-A	Gear (oil pump driven)-11 teeth					1	1	1						
8BA 6610	Gear (oil pump driven)-helical									1				

§ Replaced by 92A 6603-B body & 2-52 6333 front main bearings with standard cylinder block main bearing bore of 2.270"/2.271".



CHASSIS PARTS CATALOGUE

OIL PUMP CHART

PART NUMBER	PART NAME	OIL PUMP											
		B-6600	18-6600	48-6600	68-6600	41A-6600-A	41A-6600-B	59A-6600-A1	59A-6600-A2	60 H.P. 8 Cyl. 1937-40	40 H.P. 4 Cyl. 1941-42	90 H.P. 6 Cyl. 1941-46	90 H.P. 6 Cyl. "G" Series 1947
NUMBER REQUIRED													
18 6616-A	Plate (oil pump body gear cover)	1	1	1	1	1	1	1	1				
7HA 6616	Plate (oil pump body rotor cover)												1
	24309-S8 Bolt (oil pump body gear cover plate) -1/4"-28 x 1/2"	4	4	4	4	4	4	4	4				
	24344-S7 Bolt (oil pump body rotor cover plate)-1/4"-20 x 3/4"												5
	34805-S8 Lockwasher- 1/4"	4	4	4	4	4	4	4	4				5
B 6618	Clamp (oil pump retaining spring)	1											
52 6619	Gasket (oil pump screen cover to body)									1			
9N 6619	Gasket (oil pump screen cover to body)										1		
1GA 6619	Gasket (oil pump screen cover to body)											1	1
7HA 6619	Gasket (oil pump body rotor cover plate)												1
8BA 6619	Gasket (oil pump gear cover plate)								1	1			
B 6620	Spring (oil pump retaining)	1											
52 6620	Retainer (oil pump screen)-use with 52-6623-A									1			
§ 8BA 6621	Pump assy-less tube & screen								1	1			
B 6623	Screen (oil pump)-cylinder shaped	1	1	1									
52 6623-A	Screen assy (oil pump)-flat type									1			
52 6623-B	Screen assy (oil pump)-cup shaped									1			
68 6623	Screen (oil pump)-cup shaped-replaced by 41A-6623-A				1								
● 41A 6623-A	Screen assy (oil pump)-cup shaped-with by-pass					1	1						1
* 8BA 6623-A	Screen assy (oil pump)-cup shaped-without by-pass							1	1				1
	9N-6730 Plug & oil pump screen assy (oil pan drain)-1941										1		
	91A-6730 Plug & oil pump screen assy (oil pan drain)-1942										1		
	1GA-6730-A Plug & oil pump screen assy (oil pan drain)											1	1
41A 6624-B	Support (oil pump screen cover)								1				
49B 6624	Support (oil pump screen cover)								1				
	20405-S2 Bolt (oil pump screen cover support to body)-1/4"-28 x 1 1/8"								1				
	20345-S2 Bolt (oil pump screen cover support to body)-1/4"-28 x 3/4"								1				
	34805-S8 Lockwasher-1/4"								2				
B 6626	Gasket (oil pump screen cover)	1											
18 6626	Gasket (oil pump screen cover)		1	1									
68 6626	Gasket (oil pump screen cover to body)				1								
68 6626	Gasket (oil pump screen cover support to cover)							1					
41A 6626	Gasket (oil pump screen cover to body)					1	1	1	1				
7HA 6626	Gasket (oil pump screen cover & inlet tube)												1
52 6628-B	Retainer (oil pump screen)									1			
△ 68 6628	Retainer (oil pump screen)				1	1	1						1
◇ 8BA 6628-A	Retainer (oil pump screen)							1	1				1
8BA 6630	Insert (oil pump body relief valve nut)							1	1				
B 6631-A	Shield (oil pump)	1											
1GA 6633	Connection (oil pump)										1	1	

● Used with 7HA 6615-C Cover & inlet tube assembly for 8HA 6600.

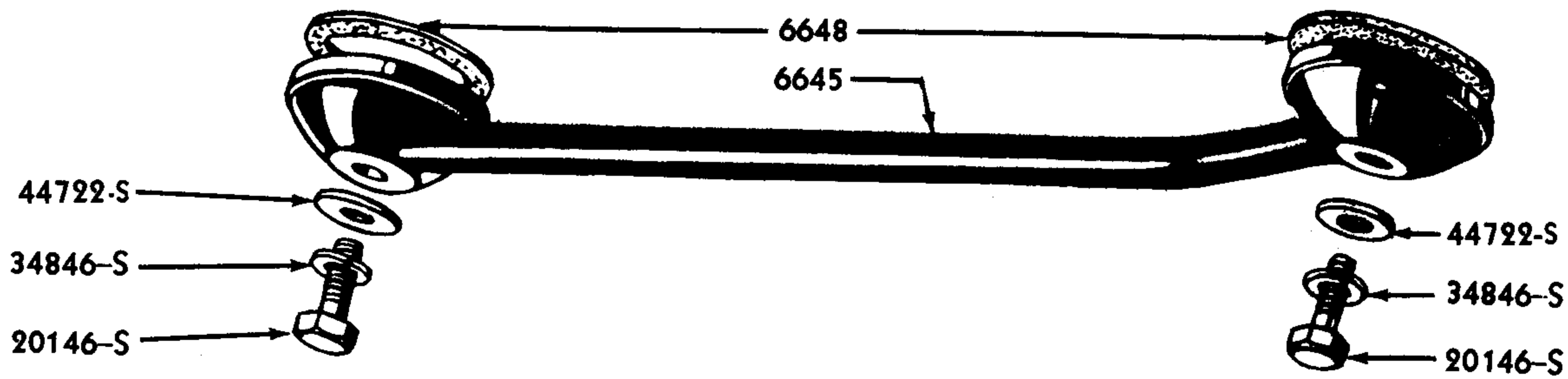
◇ Used with 7HA 6615-D & 8BA 6623-A for 8HA 6600.

* Used with 7HA 6615-D Cover & inlet tube assembly for 8HA 6600.

△ Used with 7HA 6615-C & 41A 6623-A for 8HA 6600.

§ When used to replace 18 6600, 48 6600, 68 6600, 41A 6600-A, 41A 6600-B or 41AS 6600, it is also necessary to use 59A 6615, 8BA 6623-A, 8BA 6628-A, 41A 6626, 2-20325-S7 & 2-34805-S2

CHASSIS PARTS CATALOGUE



P-93

1928-31 4 CYLINDER OIL RETURN PIPE

Basic numbers only shown on illustration. Order by Part Numbers shown in list of parts.

PART NUMBER	PART NAME	NO. REQ'D	MODEL	YEAR
Oil Pan and Engine Pan				
7HT 6642	Reinforcement assy (oil pan cleanout plate)	1	Pass (6 cyl "H" Series)	47-48
		1	Trucks (6 cyl "H" Series)	47
†A 6645	Pipe assy (oil return)	1	Pass, Comm & Truck (4 cyl)	28-31
	20146-S7 Bolt (oil return pipe)-5/16" - 18 x 1 3/8"	2	Pass, Comm & Truck (4 cyl)	28-31
	44722-S8 Washer-flat-5/16"			
	34806-S2 Lockwasher-5/16"			
7HT 6645	Plate assy (oil pan cleanout)-use with 7HT-6675	1	Pass (6 cyl "H" Series)	47-48
		1	Trucks (6 cyl "H" Series)	47
	33798-S8 Nut (cleanout plate to oil pan)-5/16" -24	7	Pass (6 cyl "H" Series)	47-48
		7	Trucks (6 cyl "H" Series)	47
	34805-S8 Lockwasher-5/16"			
A 6648	Gasket (oil return pipe)	2	Pass, Comm, & Truck (4 cyl)	28-31
7HA 6650	Rotor & shaft kit (engine oil pump)	1	Pass (6 cyl "H" Series)	47-48
		1	Comm, Trucks (6 cyl "H" Series) Refer to 1GA-6653	47
18 6652	Gear (oil pump shaft)-upper	1	Pass-90 & 100 (8 cyl)	32-48
		1	Comm, Trucks-90 & 100 HP (8 cyl) Refer to 6610 Oil Pump Chart	32-47
7HA 6652	Gear (oil pump driven)-10 teeth-iron-use with 7HA-6250-C	1	Pass (6 cyl "H" Series)	47-48
		1	Comm, Trucks (6 cyl "H" Series) Refer to 6610 Oil Pump Chart	47
7HA 6652	Gear (distributor driven)-10 teeth-iron-use with 7HA 6250-C	1	Pass (6 cyl "H" Series)	47-48
		1	Comm, Trucks (6 cyl "H" Series) Refer to 12127 Distributor Chart	47
01A 6654	Spring (oil relief valve)-in cylinder block-use with 68-6600	1	Pass, Comm, & Truck-60, 90, & 100 HP (8 cyl)	32-42
01A 6654	Spring (oil relief valve)-in cylinder block-use with 68-6600	1	Comm & Truck-40 HP (4 cyl)	41-42
1GA 6654	Spring (oil relief valve)-in cylinder block	1	Pass, Comm & Truck (6 cyl "G" Series)	41-47
41A 6654	Spring (oil pump relief valve)-use with 41A-6600-A, B	1	Pass-90 & 100 HP (8 cyl)	32-48
		1	Comm, Trucks-90 & 100 HP (8 cyl) Refer to Oil Pump Chart	32-47
41A 6654	Spring (oil relief valve)-in cylinder block	1	Pass-90 & 100 HP (8 cyl)	44-48
		1	Comm, Trucks-90 & 100 HP (8 cyl)	44-47
56H 6654	Spring (oil pump body relief valve)-use with 59A-6600-A1	1	Pass-90 & 100 HP (8 cyl)	32-48
		1	Comm, Trucks-90 & 100 HP (8 cyl) Refer to 6600 Oil Pump Chart	32-47
7HA 6654	Spring (oil relief valve)-in cylinder block	1	Pass (6 cyl "H" Series)	47-48
		1	Trucks (6 cyl "H" Series)	47
8BA 6654	Spring (oil pump body relief valve)-use with 59A-6600-A2	1	Pass-90 & 100 HP (8 cyl)	32-48
		1	Comm, Trucks-90 & 100 HP (8 cyl) Refer to Oil Pump Chart	32-47

† No Longer Supplied



CHASSIS PARTS CATALOGUE

PART NUMBER	PART NAME	NO. REQ'D	MODEL	YEAR
				19__
18 6655-A	Gear (oil pump drive idler)-in cylinder block	1	Pass-90 & 100 HP (8 cyl)	32-48
		1	Comm, Trucks-90 & 100 HP (8 cyl)	32-47
18 6656-A	Shaft (oil pump drive idler gear)	1	Pass-90 & 100 HP (8 cyl)	32-48
		1	Comm, Trucks-90 & 100 HP (8 cyl)	32-47
18 6657-A	Bushing (oil pump drive idler gear)	1	Pass-90 & 100 HP (8 cyl)	32-48
		1	Comm, Trucks-90 & 100 HP (8 cyl)	32-47
18 6659-A	Gasket (oil pump drive cover to cylinder block)	1	Pass, Comm & Truck-90 & 100 HP (8 cyl)	32-41
18 6659-B	Gasket (oil pump drive cover to cylinder block)	1	Pass-90 & 100 HP (8 cyl)	41-48
		1	Comm, Trucks-90 & 100 HP (8 cyl)	41-47
7HA 6659-B	Gasket (oil pump to cylinder block mounting)	1	Pass (6 cyl "H" Series)	47-48
		1	Trucks (6 cyl "H" Series)	47
18 6661	Pin (oil pump shaft upper gear)-1 1/16" long		Refer to Oil Pump Chart	
01A 6663	Plunger (oil relief valve)-in cylinder block	1	Pass 60,90 & 100 HP (8 cyl)	32-48
		1	Comm, Trucks-60,90 & 100 HP (8 cyl)	32-47
01A 6663	Plunger (oil relief valve)-in cylinder block	1	Comm & Truck-40 HP (4 cyl)	41-42
1GA 6663	Plunger (oil relief valve)-in cylinder block	1	Pass, Comm & Truck (6 cyl "G" Series)	41-47
7HA 6663	Plunger (oil pump body relief valve)-use with 59A-6600-A1		Refer to 6600 Oil Pump Chart	
7HA 6663	Plunger (oil relief valve)-in cylinder block	1	Pass (6 cyl "H" Series)	47-48
		1	Trucks (6 cyl "H" Series)	47
8BA 6663	Plunger (oil pump body relief valve)-use with 59A-6600-A2	1	Pass-90 & 100 HP (8 cyl)	32-48
		1	Comm, Trucks-90 & 100 HP (8 cyl)	32-47
18 6664-A	Cover assy (oil pump drive)-on cylinder block	1	Pass-90 & 100 HP (8 cyl)	32-48
		1	Comm, Trucks-90 & 100 HP (8 cyl)	32-47
	22507-S Bolt (oil pump drive cover)-5/16"-18 x 3/4"	5	Pass-90 & 100 HP (8 cyl)	32-48
		5	Comm, Trucks-90 & 100 HP (8 cyl)	32-47
68 6666	Plug (oil relief valve)-in cylinder block	1	Pass-60,90 & 100 HP (8 cyl)	32-48
		1	Comm, Trucks-60,90 & 100 HP (8 cyl)	32-47
68 6666	Plug (oil relief valve)-in cylinder block	1	Pass, Comm & Truck (6 cyl "G" Series)	41-47
68 6666	Plug (oil relief valve)-in cylinder block	1	Comm & Truck-40 HP (4 cyl)	41-42
7HA 6666	Plug (oil relief valve)-in cylinder block	1	Pass (6 cyl "H" Series)	47-48
		1	Trucks (6 cyl "H" Series)	47
1GA 6669	Gasket (oil relief valve plug)	1	Pass (6 cyl)	41-48
		1	Comm, Trucks (6 cyl)	41-47
1GA 6669	Gasket (oil relief valve plug)	1	Comm & Truck-40 HP (4 cyl)	41-42
8BA 6669-A	Gasket (oil pump body relief valve plug)-optional with B-12410-use with 59A-6600-A1 & 59A-6600-A2	1	Pass-90 & 100 HP (8 cyl)	32-48
		1	Comm, Truck-90 & 100 HP (8 cyl)	32-47
41A 6672	Plug (oil pump relief valve)-use with 41A-6600-A,B	1	Pass-90 & 100 HP (8 cyl)	32-48
		1	Comm, Trucks-90 & 100 HP (8 cyl)	32-47
8BA 6672-A	Plug (oil pump body relief valve)-use with 59A-6600-A1 & 59A-6600-A2	1	Pass-90 & 100 HP (8 cyl)	32-48
		1	Comm, Trucks-90 & 100 HP (8 cyl)	32-47
41A 6674	Plunger (oil pump relief valve)-use with 41A-6600-A, 41A 6600-B	1	Pass-90 & 100 HP (8 cyl)	42-48
		1	Comm, Trucks-90 & 100 HP (8 cyl)	42-47
			Refer to 6600 Oil Pump Chart	
A 6675	Pan assy (engine oil)	1	Pass, Comm & Truck (4 cyl)	28-31
B 6675	Pan assy (engine oil)	1	Pass, Comm & Truck (4 cyl)	32-34
	24346-S7 Bolt (engine oil pan)-5/16"-18 x 3/4"	20	Pass, Comm & Truck (4 cyl)	28-34
	34846-S2 Lockwasher-5/16"	20	Pass, Comm & Truck (4 cyl)	28-34
	24346-S7 Bolt (engine oil pan)-5/16"-18 3/4"	16	Pass-90 & 100 HP (8 cyl)	32-48
		16	Comm, Trucks-90 & 100 HP (8 cyl)	32-47
	34846-S2 Lockwasher (engine oil pan)-5/16"	16	Pass-90 & 100 HP (8 cyl)	32-48
		16	Comm, Trucks-90 & 100 HP (8 cyl)	32-47
	353054-S Plug (oil filter return pipe boss)-for units not having oil filter, 1/8"	1	Pass-90 & 100 HP (8 cyl)	32-48
		1	Comm, Trucks-90 & 100 HP (8 cyl)	32-47



CHASSIS PARTS CATALOGUE

PART NUMBER	PART NAME	NO. REQ'D	MODEL	YEAR 19
52 6675-D	Pan assy (engine oil)-with oil pump sump	1	Pass, Comm & Truck-60 HP	37-39
022A 6675	Pan assy (engine oil)	1	Pass, Comm & Truck-60 HP	40
	24346-S7 Bolt (oil pan)-5/16"-18 x 3/4"	15	Pass, Comm & Truck-60 HP	37-40
	351242-S7 Washer (oil pan bolt)-5/16"	15	Pass, Comm & Truck-60 HP	37-40
0NY 6675	Pan assy (engine oil)	1	Comm & Truck-40 HP (4 cyl)	41
	24346-S7 Bolt (engine oil pan)-5/16"-18 x 3/4"	16	Comm & Truck-40 HP (4 cyl)	41-42
	34846-S2 Lockwasher (engine oil pan)-5/16"	16	Comm & Truck-40 HP (4 cyl)	41-42
11T 6675-C	Pan assy (engine oil)-ventilated-has combined oil filter return & oil level indicator boss-59A-6751	1	Comm, Trucks-90 & 100 HP (8 cyl) with 11" clutch	41-47
	24346-S7 Bolt (engine oil pan)-5/16"-18 x 3/4"	16	Comm & Truck-90 & 100 HP (8 cyl)	41-47
	34846-S2 Lockwasher-5/16"	16	Comm & Truck-90 & 100 HP (8 cyl)	41-47
1GA 6675-B	Pan assy (engine oil)	1	Pass, Comm & Truck (6 cyl "G" Series)	41-47
	24346-S7 Bolt (engine oil pan)-5/16"-18 x 3/4"	18	Pass, Comm & Truck (6 cyl)	41-47
	34846-S2 Lockwasher (engine oil pan)-5/16"	18	Pass, Comm & Truck (6 cyl)	41-47
2NC 6675	Pan assy (engine oil)-steel	1	Comm & Truck-40 HP (4 cyl)	42
59A 6675-B	Pan assy (engine oil)-ventilated-without baffle-has combined oil filter return & oil level indicator boss-59A-6751	1	Comm & Truck-90 & 100 HP (8 cyl)-with 9.75" or 11" clutch & 4 speed trans.	32-40
59A 6675-B	Pan assy (engine oil)-ventilated-without baffle-has combined oil filter return & oil level indicator boss-59A-6751	1	Pass-90 & 100 HP (8 cyl)-with 9" or 10" clutch & 3 speed trans.	32-48
		1	Comm, Trucks-90 & 100 HP (8 cyl)-with 9" or 10" clutch & 3 speed trans.	32-47
7HT 6675	Pan assy (engine oil)-with cleanout plate	1	Pass (6 cyl "H" Series)	47-48
		1	Trucks (6 cyl "H" Series)	47
	24346-S7 Bolt (engine oil pan)-5/16"-18 x 3/4"	18		
	34846-S2 Lockwasher-5/16"			
	20326-S7 Bolt (engine oil pan to rear plate)-5/16"-18 x 5/8"	4	Pass (6 cyl "H" Series)	47-48
		4	Trucks (6 cyl "H" Series)	47
	72038-S Cotter pin (oil pan drip hole)-7/32" x 1"	1	Pass	28-48
		1	Comm, Trucks	28-47
18 6677-B	Cover (starter pinion)	1	Pass-90 & 100 HP (8 cyl)	32-48
		1	Comm, Trucks-90 & 100 HP (8 cyl)	32-47
0NC 6677	Cover (starter pinion)	1	Comm & Truck-40 HP (4 cyl)	41-42
1GA 6677	Cover (starter pinion)	1	Pass, Comm & Truck (6 cyl)	41-42
18 6688-A	Tray (engine oil pan)-16" long-use with 18-6675-A	1	Pass, Comm & Truck (8 cyl)	32
+18 6688-B	Tray (engine oil pan)-use with 18-6675-B	1	Pass, Comm & Truck (8 cyl)	32-34
	34803-S7 Lockwasher (engine oil pan tray)	4	Pass, Comm & Truck (8 cyl)	32-34
11A 6691	Gasket (oil filter return pipe boss to oil pan)	1	Pass, Comm & Truck-90 & 100 HP (8 cyl)	41-46
11A 6692-B	Boss (oil filter return pipe to oil pan)-used with 59A-6675-A & 59T-6675-A	1	Pass, Comm & Truck-90 & 100 HP (8 cyl)	41-46
	353054-S Plug (oil filter return pipe boss)-used to plug boss on cars not equipped with oil filter-1/8"	1	Pass, Comm & Truck-90 & 100 HP (8 cyl)	32-40
7HT 6698	Gasket (oil pan cleanout plate)-use with 7HT-6645	1	Pass (6 cyl "H" Series)	47-48
		1	Trucks (6 cyl "H" Series)	47

+ No Longer Supplied



CHASSIS PARTS CATALOGUE

PART NUMBER	PART NAME	NO. REQ'D	MODEL	YEAR 19__
B 6700-A	Packing (engine oil pan)-front	1	Pass (4 & 8 cyl-except 60 HP)	28-48
		1	Comm, Trucks (4 & 8 cyl-except 60 HP)	28-47
B 6700-A	Packing (cylinder timing gear front cover plate)	1	Pass (4 & 8 cyl-except 60 HP)	28-48
		1	Comm, Trucks (4 & 8 cyl-except 60 HP)	28-47
			Refer to 6019	
52 6700-A	Packing (oil pan)-front	1	Pass, Comm & Truck-60 HP	37-40
52 6700-A	Packing (cylinder timing gear front cover plate)	1	Pass, Comm, Trucks-60 HP (8 cyl)	37-40
			Refer to 6019	
1GA 6700-A	Packing (cylinder timing gear front cover plate)	1	Pass-90 HP (6 cyl)	41-48
		1	Comm, Trucks-90 HP (6 cyl)	41-47
			Refer to 6019	
8N 6700	Packing (cylinder timing gear front cover)	1	Comm, Trucks-40 HP (4 cyl)	41-42
A 6701-B	Packing (oil pan)-rear-used with 13/32" groove	1	Pass, Comm & Truck (4 cyl)	28-29
B 6701-B	Packing (oil pan)-rear	1	Pass, Comm & Truck (4 cyl)	30-34
18 6701-B	Packing (oil pan)-rear	1	Pass-90 & 100 HP (8 cyl)	32-48
		1	Comm, Trucks-90 & 100 HP (8 cyl)	32-47
52 6701	Packing (oil pan)-rear	1	Pass, Comm & Truck-60 HP	37-39
	022A-6347 Packing (oil pan)-rear	1	Pass, Comm & Truck-60 HP	40
1GA 6701-A	Packing (oil pan)-rear	1	Pass, Comm & Truck (6 cyl "G" Series)	41-47
7HA 6701	Packing (crankshaft rear main bearing oil seal retainer)-use with 7HA-6335	1	Pass (6 cyl "H" Series)	47-48
		1	Truck (6 cyl "H" Series)	47
			Refer to 6347	
8N 6701	Packing (crankshaft)-rear	1	Comm, Trucks-40 HP (4 cyl)	41-42
1GA 6702-A	Packing (crankshaft rear)-use with 1GA-6335-B	1	Pass, Comm, Trucks (6 cyl "G" Series)	41-47
			Refer to 6347	
7HA 6702	Packing (oil pan)-rear	1	Pass (6 cyl "H" Series)	47-48
		1	Trucks (6 cyl "H" Series)	47
8N 6702	Packing (oil pan)-rear	1	Comm, Trucks-40 HP (4 cyl)	41-42
1GA 6707-A	Packing (oil pan)-front	1	Pass (6 cyl)	41-48
		1	Comm, Trucks (6 cyl)	41-47
8N 6707	Packing (oil pan)-front	1	Comm, Trucks-40 HP (4 cyl)	41-42
A 6710	Gasket (oil pan)-RH	1	Pass, Comm & Truck (4 cyl)	28-31
B 6710	Gasket (oil pan)-RH	1	Pass, Comm & Truck (4 cyl)	32-34
†48 6710	Gasket (oil pan)-RH	1	Pass-90 & 100 HP (8 cyl)	32-48
		1	Comm, Trucks-90 & 100 HP (8 cyl)	32-47
52 6710-B	Gasket (oil pan)-RH-used with aluminum oil pan	1	Pass, Comm & Truck-60 HP	37
52 6710-C	Gasket (oil pan)-RH	1	Pass, Comm & Truck-60 HP	37-39
†8N 6710	Gasket (oil pan)-RH	1	Comm & Truck-40 HP (4 cyl)	41-42
022A 6710	Gasket (oil pan)-RH	1	Pass, Comm & Truck-60 HP	40
1GA 6710-B	Gasket (oil pan)-RH	1	Pass, Comm & Truck (6 cyl "G" Series)	41-47
7HA 6710-B	Gasket (oil pan)-side	2	Pass (6 cyl "H" Series)	47-48
		2	Trucks (6 cyl "H" Series)	47
A 6711	Gasket (oil pan)-LH	1	Pass, Comm & Truck (4 cyl)	28-31
B 6711	Gasket (oil pan)-LH	1	Pass, Comm & Truck (4 cyl)	32-34
18 6711	Gasket (oil pan)-LH-used with non-ventilated oil pan	1	Pass, Comm & Truck (8 cyl)	32-34
48 6711	Gasket (oil pan)-LH-used with ventilated oil pan	1	Pass-90 & 100 HP (8 cyl)	35-48
		1	Comm, Trucks-90 & 100 HP (8 cyl)	35-47
†52 6711-B	Gasket (oil pan)-LH-used with aluminum oil pan	1	Pass, Comm & Truck-60 HP	37
52 6711-C	Gasket (oil pan)-LH	1	Pass, Comm & Truck-60 HP	37-39
8N 6711	Gasket (oil pan)-LH	1	Comm & Truck-40 HP (4 cyl)	41-42
022A 6711	Gasket (oil pan)-LH	1	Pass, Comm & Truck-60 HP	40
1GA 6711-B	Gasket (oil pan)-LH	1	Pass, Comm & Truck (6 cyl "G" Series)	41-47

† No Longer Supplied



CHASSIS PARTS CATALOGUE

PART NUMBER	PART NAME	NO. REQ'D	MODEL	YEAR
				19__
7HA 6714-A	Filter assy (engine oil)-replaced by OHA 6714-A	1	Pass (6 cyl "H" Series)	47-48
		1	Trucks (6 cyl "H" Series)	47
OHA 6714-A	Filter assy (engine oil)	1	Pass (6 cyl "H" Series)	47-48
		1	Comm, Trucks (6 cyl "H" Series)	47
7HA-6731-A	Element assy (engine oil filter)-with gaskets-formerly was 01A 18662-A	1	Pass	38-48
		1	Comm, Trucks (except 4 cyl and C.O.E.)	38-47
7HA-6838	Gasket (oil filter to cylinder block mounting)	1	Pass (6 cyl "H" Series)	47-48
		1	Trucks (6 cyl "H" Series)	47
11A-18658-A	Filter assy (engine oil)-except with engine oil pans using 59A-6751 boss	1	Pass-90 & 100 HP (8 cyl)	38-47
		1	Comm, Trucks-90 & 100 HP 8 cyl-(except COE)	38-47
11W-18658-B	Filter assy (engine oil)-except with engine oil pans using 59A-6751 boss	1	COE	38-47
1GA-18658-A	Filter assy (engine oil)	1	Pass, Comm, Trucks (6 cyl "G" Series)	41-47
1NC-18660	Filter assy (engine oil)	1	Comm, Trucks 40 HP (4 cyl)	41-42
59A-18660-A	Filter assy (engine oil)-use with engine oil pans having 59A-6751 boss	1	Pass-90 & 100 HP (8 cyl)	38-48
		1	Comm, Trucks-90 & 100 HP (8 cyl) (except COE 1942-47)	38-47
59W-18660	Filter assy (engine oil)-use with engine oil pans having 59A-6751 boss	1	COE	38-47
353054-S	Plug (oil filter return pipe boss)-for units not having an engine oil filter-1/8"	1	Pass	32-48
		1	Comm, Trucks	32-47
351428-S7	Washer (oil filter bracket to cylinder head)	4	Comm, Trucks-40 HP (4 cyl)	41-42
20408-S7	Bolt (oil filter to cylinder block attaching)-3/8"-16 x 1 1/8"	3	Pass (6 cyl "H" Series)	47-48
		3	Trucks (6 cyl "H" Series)	47
34847-S8	Lockwasher-3/8"			
350710-S7	Nut (engine oil filter to cylinder head)-7/16"-20	3	Pass-90 & 100 HP (8 cyl)	38-48
		3	Comm, Trucks-90 & 100 HP (8 cyl)	38-47
51-18662-B	Cartridge (oil filter)	1	Pass, Comm, Trucks (8 cyl)	35-40
01A-18662-A	Element assy (engine oil filter)-replaced by 7HA-6731-A	1	Pass-90 & 100 HP (8 cyl)	38-48
		1	Comm, Trucks-90 & 100 HP (8 cyl) except COE and 4 cyl	38-47
		1	Pass, Comm, Trucks (6 cyl "G" Series)	41-47
11W-18662	Element assy (engine oil filter)	1	COE	38-47
9N-18662	Element assy (engine oil filter)	1	Comm, Trucks-40 HP (4 cyl)	41-42
01A-18691-B	Bolt (engine oil filter cover)	1	Passenger	38-48
		1	Comm, Trucks	38-47
A 6726-A	Plate (oil pan cleanout)	1	Pass, Comm & Truck (4 cyl)	28-29
24309-S8	Bolt (oil pan cleanout plate)-1/4"-28 x 1/2"	6	Pass, Comm & Truck (4 cyl)	28-29
34805-S8	Lockwasher (oil pan cleanout plate bolt)-5/16"	6	Pass, Comm & Truck (4 cyl)	28-29
A 6727	Gasket (oil pan cleanout plate)	1	Pass, Comm & Truck (4 cyl)	28-29
A 6730-A	Plug (oil pan drain)-hex head-7/8"-16 x 3/4" overall length	1	Pass, Comm & Truck (4 cyl)	28-29
B-12410	Gasket (oil pan drain plug)-7/8"	1	Pass, Comm & Truck (4 cyl)	28-29



CHASSIS PARTS CATALOGUE

PART NUMBER	PART NAME	NO. REQ'D	MODEL	YEAR
				19__
A 6730-A	Plug (dual high filler & drain)		Refer to Dual High Group	
B 6730	Plug (oil pan drain)-hex head-3/4"-24 x 5/8" overall length	1	Pass, Comm & Truck (4 cyl)	29-34
B 6730	Plug (oil pan drain)-hex head-3/4"-24 x 5/8" overall length	1	Pass, Comm & Truck-90 HP (8 cyl)	32-38
B 6730	Plug (oil pan drain)-hex head-3/4"-24 x 5/8" overall length	1	Pass, Comm & Truck-60 HP	37
18 6730	Plug (oil pan drain)-hex head-7/8"-14 x 5/8" overall length-used with aluminum oil pan	1	Pass, Comm & Truck (8 cyl)	32
	B-12410 Gasket (oil pan drain plug)-7/8"	1	Pass, Comm & Truck (8 cyl)	32
52 6730-A	Plug (oil pan drain)-hex head-1 1/2"-20 x 5/8" overall length	1	Pass, Comm & Truck-60 HP	38-40
52 6730-A	Plug (oil pan drain)-hex head-1 1/2"-20 x 5/8" overall length	1	Pass-90 & 100 HP (8 cyl)	39-48
		1	Comm, Truck-90 & 100 HP (8 cyl)	39-47
52 6730-A	Plug (oil pan drain)-hex. head-1 1/2"-20 x 5/8" overall length-use with engine oil pan having cleanout plate	1	Pass (6 cyl "H" Series)	47-48
		1	Trucks (6 cyl "H" Series)	47
91A 6730	Plug & screen assy (oil pan drain)-overall length 3-1/4"-used with 2NC-6675	1	Comm & Truck-40 HP (4 cyl)	42
9N 6730	Plug & screen assy (oil pan drain)-used with ONY-6675	1	Comm & Truck-40 HP (4 cyl)	41
1GA 6730-A	Plug & screen assy (oil pan drain)-use with 1GA-6675-B	1	Pass, Comm & Truck (6 cyl "G" Series)	41-47
	+357994-S Plug (oil pan drain)-magnetic-1 1/2"-20	1	Pass, Comm, Trucks-60 HP (8 cyl)	38-40
	+357994-S Plug (oil pan drain)-magnetic-1 1/2"-20	1	Pass-90 & 100 HP (8 cyl)	39-48
		1	Comm, Trucks-90 & 100 HP (8 cyl)	39-47
	357983-S Insert (oil pan drain plug)-3/4"-magnetic-use with 1GA-6730	1	Pass, Comm, Trucks (6 cyl "G" Series)	41-47
8HA 6730	Plug (oil pan drain)-7/8"-use with oil pan not having a cleanout plate	1	Pass (6 cyl "H" Series)	47-48
7HA 6731-A	Element assy (engine oil filter)-with gaskets		Refer to 7HA 6714-A	
B 6734	Gasket (oil pan drain plug)-3/4"-use with B-6730	1	Pass, Comm & Truck (4 cyl)	29-34
B 6734	Gasket (oil pan drain plug)-3/4"-use with B-6730	1	Pass, Comm & Truck-90 HP (8 cyl)	32-38
B 6734	Gasket (oil pan drain plug)-3/4"-use with B-6730	1	Pass, Comm & Truck-60 HP	37
52 6734-A	Gasket (oil pan drain plug)-1 1/2"-use with 52-6730-A	1	Pass, Comm & Truck-60 HP	38-40
52 6734-A	Gasket (oil pan drain plug)-1 1/2"-use with 52 6730-A	1	Pass-90 & 100 HP (8 cyl)	39-48
		1	Comm, Trucks-90 & 100 HP (8 cyl)	39-47
52 6734-A	Gasket (oil pan drain plug)-1 1/2"-use with 52-6730-A	1	Pass (6 cyl "H" Series)	47-48
		1	Trucks (6 cyl "H" Series)	47
52 6734-A	Gasket (fuel tank strainer & plug)		Refer to Fuel Tank Group	
86H 6734	Gasket (oil pan drain plug)-7/8"-use with 8HA-6730	1	Pass (6 cyl "H" Series)	47-48
91A 6734-A	Gasket (drain plug)-use with 1GA-6730-A	1	Pass, Comm & Truck (6 cyl "G" Series)	41-47
8N 6734	Gasket (oil pan drain plug)-use with 91A-6730 & 9N-6730	1	Comm & Truck-40 HP (4 cyl)	41-42
01A 6746	Gasket (engine oil filter tube)-formerly was 01A 18689	1	Pass	38-48
		1	Comm, Truck	38-47
B 6750-A	Indicator (oil level)-9 1/8" long	1	Pass, Comm & Truck (4 cyl)	28-34



CHASSIS PARTS CATALOGUE

PART NUMBER	PART NAME	NO. REQ'D	MODEL	YEAR 19__
+18 6750-A	Indicator (oil level)-16" long	1	Pass,Comm & Truck (8 cyl)	32
+18 6750-B	Indicator (oil level)-15 11/16" long	1	Pass,Comm & Truck (8 cyl)	32
40 6750-A	Indicator (oil level)-16 5/8" long-long handle	1	Pass,Comm & Truck (8 cyl)	33
40 6750-B	Indicator (oil level)-16 5/8" long-short handle	1	Pass,Comm & Truck-60 HP	37-40
40 6750-B	Indicator (oil level)-16 5/8" long-short handle	1	Pass,Comm & Truck-90 HP (8 cyl)	34-40
48 6750	Indicator (oil level)-16 5/8" long	1	Pass-90 & 100 HP (8 cyl)	35-48
		1	Comm,Trucks-90 & 100 HP (8 cyl) except COE	35-47
81W 6750	Indicator (oil level)-18.98" long	1	COE	38-47
9N 6750-A	Indicator (oil level)-10.88" long	1	Comm & Truck-40 HP (4 cyl)	41
1GA 6750	Indicator (oil level)-19" long	1	Pass (6 cyl)	41-48
		1	Comm,Trucks (6 cyl)	41-47
2NC 6750	Indicator (oil level)-18.30" long	1	Comm & Truck (4 cyl)	42
48 6751-A	Boss (oil level indicator)-on oil pan-use with 48-6675-C	1	Pass,Comm & Truck-90 & 100 HP (8 cyl)	32-46
52 6751	Boss (oil level indicator)	1	Pass,Comm & Truck-60 HP	37-40
59A 6751	Boss (oil level indicator & oil filter return)-on oil pan-use with 59A-6675-B & 11T-6675-C	1	Pass (8 cyl)	32-48
		1	Comm,Trucks (8 cyl)	32-47
	353054-S Plug (oil filter return boss)-used to plug hole when not used-1/8"	1	Pass (8 cyl)	32-48
		1	Comm,Trucks (8 cyl)	32-47
	63359-S7 Rivet (oil level indicator boss to oil pan)-3/16" x 1/2"	3	Pass-60,90 & 100 HP (8 cyl)	35-48
		3	Comm,Trucks-60,90 & 100 HP (8 cyl)	35-47
48 6753	Gasket (oil level indicator boss)-use with 48-6751-A	1	Pass,Comm & Truck-90 & 100 HP (8 cyl)	35-46
59A 6753	Gasket (oil level indicator & oil filter return boss)-use with 59A-6751	1	Pass-90 & 100 HP (8 cyl) Comm,Trucks-90 & 100 HP (8 cyl)	32-48 32-47
40 6754	Tube (oil level indicator)-7.23" long-use with 40-6750-B	1	Pass,Comm & Truck (8 cyl)	34
48 6754-A	Tube (oil level indicator)-7" long	1	Pass,Comm & Truck (8 cyl)	35
48 6754-B	Tube (oil level indicator)-8 21/64" long-use with 48-6750	1	Pass-90 & 100 HP (8 cyl)	35-48
		1	Comm,Trucks-90 & 100 HP (8 cyl)	35-47
52 6754	Tube (oil level indicator)-7 1/2" long	1	Pass,Comm & Truck-60 HP	37-40
	9N-7020 Tube (oil level indicator)	1	Comm & Truck-40 HP (4 cyl)	41
	9N-7020 Tube (oil level indicator)	1	Pass (6 cyl)	41-48
		1	Comm,Trucks (6 cyl)	41-47
2NC 6754	Tube (oil level indicator)	1	Comm & Truck-40 HP (4 cyl)	42
48 6756-A	Tube assy (oil pan ventilator)-4.98" long located at rear of valve chamber-use with cast iron valve chamber covers and 48-9400-A fuel pump rod	1	Pass-90 & 100 HP (8 cyl)	35-48
		1	Comm,Trucks-90 & 100 HP (8 cyl)	35-47
48 6756-B	Tube assy (oil pan ventilator)-4.02" long-located at rear of valve chamber-use with aluminum valve chamber cover and 48-9400-B fuel pump rod	1	Pass-90 & 100 HP (8 cyl)	35-48
		1	Comm,Trucks-90 & 100 HP (8 cyl)	35-47
1GA 6756-B	Cover (valve chamber)-rear	1	Pass,Comm & Truck (6 cyl "G" Series)	41-47
7HA 6756	Cover & baffle assy (valve chamber)-rear		Refer to 6520	
8HA 6756	Cover & baffle assy (valve chamber)-rear	1	Pass (6 cyl "H" Series)	47-48
		1	Trucks (6 cyl "H" Series)	47
	22507-S Bolt (valve chamber rear cover vent tube attaching)-5/16"-18 x 3/4"	1	Pass (6 cyl "H" Series)	47-48
		1	Trucks (6 cyl "H" Series)	47
	34846-S2 Lockwasher-5/16"			
1GA 6757	Tube (ventilator extension)-use with 1GA-6756-B or 7HA-6756	1	Pass (6 cyl)	41-48
		1	Comm,Trucks (6 cyl)	41-47

+ No Longer Supplied



CHASSIS PARTS CATALOGUE

PART NUMBER	PART NAME	NO. REQ'D	MODEL	YEAR
				19__
022A 6758	Tube (ventilator)	1	Pass, Comm & Truck-60 HP	40
	24309-S8 Bolt (ventilator tube to intake manifold)-1/4" -28 x 1/2"	2	Pass, Comm & Truck-60 HP	40
	34805-S8 Lockwasher (ventilator tube to intake manifold)-1/4"	2	Pass, Comm & Truck-60 HP	40
48 6759	Tube assy (oil pan ventilator)-located at front of valve chamber	1	Pass-90 & 100 HP (8 cyl)	35-48
		1	Comm, Trucks-90 & 100 HP (8 cyl)	35-47
48 6761	Gasket (oil level indicator)-use with 48-6750	1	Pass-90 & 100 HP (8 cyl)	35-48
		1	Comm, Trucks-90 & 100 HP (8 cyl)	35-47
+B 6763-B	Pipe assy (oil filler)-used with B-6766-B	1	Pass, Comm & Truck (4 cyl)	28-34
18 6763	Pipe assy (oil filler)-use with 18-6766	1	Pass, Comm & Truck (8 cyl)	32-34
9N 6763	Pipe assy (oil filler)-use with 52-6766	1	Pass, Comm & Truck-60 HP	37-39
9N 6763	Pipe assy (oil filler)-use with 52-6766	1	Comm & Truck-40 HP (4 cyl)	41-42
1GA 6763	Pipe assy (oil filler)-use with 52-6766	1	Pass, Comm & Truck-60 HP	40
1GA 6763	Pipe assy (oil filler)-use with 52-6766	1	Pass (6 cyl)	41-48
		1	Comm, Trucks (6 cyl)	41-47
7HA 6763	Pipe assy (oil filler)-use with 8BA-6766	1	Pass (6 cyl "H" Series)	47-48
		1	Trucks (6 cyl "H" Series)	47
B 6766-A	Cap assy (oil filler & breather)-1 3/8" pipe dia.	1	Pass, Comm & Truck (4 cyl)	28-32
B 6766-B	Cap assy (oil filler & breather)-2 1/4" pipe dia.	1	Pass, Comm & Truck (4 cyl)	32-34
18 6766	Cap assy (oil filler & breather)	1	Pass, Comm & Truck (8 cyl)	32-34
48 6766-B	Cap assy (oil filler & breather)	1	Pass-90 & 100 HP (8 cyl)	35-48
		1	Comm, Trucks-90 & 100 HP (8 cyl)	35-47
52 6766	Cap assy (oil filler & breather)-use with 9N-6763 & 1GA-6763	1	Pass, Comm, Truck-60 HP	37-40
52 6766	Cap assy (oil filler & breather)-use with 9N-6763	1	Comm, Trucks-40 HP (4 cyl)	41-42
52 6766	Cap assy (oil filler & breather) use with 1GA-6763	1	Pass (6 cyl)	41-48
		1	Comm, Trucks (6 cyl)	41-47
8BA 6766	Cap assy (oil filler & breather)-use with 7HA-6763	1	Pass (6 cyl "H" Series)	47-48
		1	Trucks (6 cyl "H" Series)	47
022A 6769	Gasket (ventilator tube)	1	Pass, Comm, Trucks-60 HP	40
81W 6772-A	Seal (oil filler breather cap)	1	COE	38-47
40 6774	Pan (engine)-RH	1	Pass, Comm (8 cyl)	33-34
48 6774	Pan (engine)-RH	1	Pass, Comm (8 cyl)	35-36
+B 6775	Pan (engine)-RH-LHD	1	Pass, Comm, Trucks (4 cyl)	32
51 6775	Pan (engine)-RH	1	Truck (8 cyl)	35-37
+74 6775	Pan (engine)-RH-LHD	1	Pass & Comm-60 HP	37-40
81T 6775	Pan (engine)-RH	1	Truck (except 122")-90 & 100 HP (8 cyl)	38-39
81Y 6775	Pan (engine dust)-RH	1	Trucks-122" 1 ton 90 HP (8 cyl)	38-39
82Y 6775	Pan (engine dust)-RH	1	Trucks-122" 1 ton 60 HP (8 cyl)	38-39
+ 91A 6775	Pan (engine dust)-RH	1	Pass, Comm-90 & 100 HP (8 cyl)	37-41
01T 6775	Pan (engine)-RH	1	Truck (except COE & 122")-90 & 100 HP (8 cyl)	40-41
01Y 6775	Pan (engine)-RH-LHD	1	Truck-122"-90 & 100 HP (8 cyl)	40-41
02Y 6775	Pan (engine)-RH-LHD	1	Truck-122"-60 HP	40
0NY 6775	Pan (engine dust)-RH	1	Truck-122" (4 cyl)	41
+ 11A 6775	Pan (engine)-RH-IHD	1	Pass-90 & 100 HP (8 cyl)	41-48
+ 1GA 6775	Pan (engine)-RE-IHD	1	Pass, Comm (6 cyl)	41
+ 1GA 6775	Pan (engine)-RH-IHD	1	Pass (6 cyl)	42-47
1GT 6775	Pan (engine)-RH	1	Trucks (6 cyl)	41
1NC 6775	Pan (engine)-RH	1	Comm-40 HP (4 cyl)	41
21C 6775	Pan (engine)-RH-LHD	1	Comm, 122" Trucks (4 & 8 cyl) (6 cyl "G" Series)	42-47
21T 6775	Pan (engine)-RH	1	Truck (except COE & 122")(8 cyl) (6 cyl "G" Series)	42-47
18 6776	Pan (engine)-LH	1	Pass & Comm (8 cyl)	32
48 6776	Pan (engine)-LH	1	Pass & Comm (8 cyl)	35-36
51 6776	Pan (engine)-LH	1	Trucks	35-37
74 6776	Pan (engine)-LH-LHD	1	Pass, Comm-60 HP	37-40

+ No Longer Supplied



CHASSIS PARTS CATALOGUE

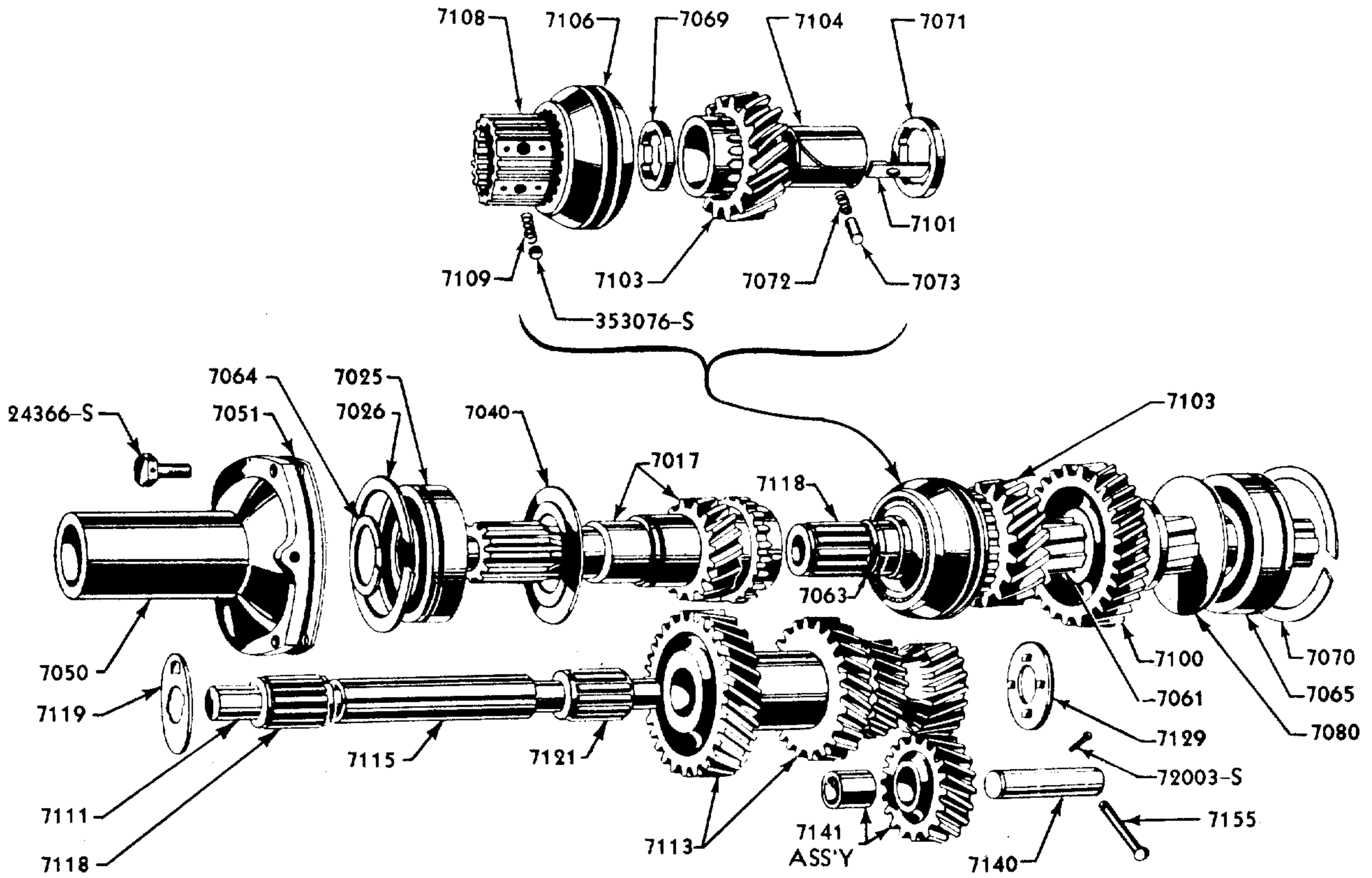
PART NUMBER	PART NAME	NO. REQ'D	MODEL	YEAR 19__
75 6776	Pan (engine)-LH	1	Trucks-60 HP	37
81T 6776	Pan (engine)-LH	1	Truck (except 122")-90 & 100 HP (8 cyl)	38-39
81Y 6776	Pan (engine)-LH-LHD	1	Truck-122" 1 Ton-90 & 100 HP (8 cyl)	38-39
82Y 6776	Pan (engine)-LH-LHD	1	Truck-122" 1 Ton-60 HP	38-39
91A 6776	Pan (engine)-LH-LHD	1	Pass,Comm-90 & 100 HP (8 cyl)	37-41
01T 6776	Pan (engine)-LH	1	Truck (except COE & 122")(8 cyl)	40-41
01Y 6776	Pan (engine)-LH-LHD	1	Truck-122"-90 & 100 HP (8 cyl)	40-41
02Y 6776	Pan (engine)-LH-LHD	1	Truck-122"-60 HP	40
0NY 6776	Pan (engine dust)-LH	1	Truck-122" (4 cyl)	41
11A 6776	Pan (engine)-LH-LHD	1	Pass-90 & 100 HP (8 cyl)	41-48
1GA 6776	Pan (engine)-LH-LHD	1	Pass,Comm (6 cyl)	41
1GA 6776	Pan (engine)-LH-LHD	1	Pass (6 cyl "G" Series)	42-47
1GT 6776	Pan (engine)-LH-LHD	1	Trucks (6 cyl)	41
1NC 6776	Pan (engine)-LH	1	Comm-40 HP (4 cyl)	41
21C 6776	Pan (engine)-LH-LHD	1	Comm,122"Truck (4 & 8 cyl) (6 cyl "G" Series)	42-47
21T 6776	Pan (engine)-LH	1	Truck (except COE & 122")(8 cyl) (6 cyl "G" Series)	42-47
	24344-S7 Bolt (engine pan to frame)- 1/4"-20 x 3/4"	2to8	All Chassis	28-48
	24325-S8 Bolt (engine pan to frame)- 1/4"-28 x 5/8"	2to8	All Chassis	28-48
	33795-S7 Nut (engine pan to frame)- 1/4"-20	2to8	All Chassis	28-48
	33796-S7 Nut (engine pan to frame)- 1/4"-28	2to8	All Chassis	28-48
	39881-S7 Screw (engine pan to frame)- self-tapping-1/4"-20 x 1/2"	6or8	Pass,Comm,Trucks-60,90 & 100 HP (8 cyl)	38-40
	39883-S7 Screw (engine pan to frame)- self-tapping-5/16"-18 x 1/2"	8	Comm,Trucks	42-48
	34805-S8 Lockwasher (engine pan to frame)-1/4"	2to8	All Chassis	28-48
A 6781	Gasket set (engine oil pan)-consists of the following-formerly A 18512 1- B 6700-A Packing 1- A 6701-B Packing 1- A 6710 Gasket 1- A 6711 Gasket	1	Pass,Comm,Trucks (4 cyl)	28-29
B 6781	Gasket set (engine oil pan)-consists of the following-formerly B 18512 1- B 6700-A Packing 1- B 6701-B Packing 1- B 6710 Gasket 1- B 6711 Gasket	1	Pass,Comm,Trucks (4 cyl)	32-34
48 6781	Gasket set (engine oil pan)-consists of the following 1- B 6700-A Packing 1- 18 6701-B Packing 1- 48 6710 Gasket 1- 18 6711 Gasket 1- 48 6711 Gasket	1 1	Pass-90 & 100 HP (8 cyl) Comm,Trucks-90 & 100 HP (8 cyl)	32-48 32-47
52 6781	Gasket set (engine oil pan)-consists of the following-formerly 52 18512 1- 52 6700-A Packing 1- 52 6710-C Gasket 1- 52 6701 Packing 1- 52 6711-C Gasket	1	Pass,Comm,Trucks-60 HP (8 cyl)	37-39
022A 6781	Gasket set (engine oil pan)-consists of the following 1-022A 6347 Packing 1- 52 6700-A Packing 1-022A 6710 Gasket 1-022A 6711 Gasket	1	Pass,Comm,Trucks-60 HP (8 cyl)	40



CHASSIS PARTS CATALOGUE

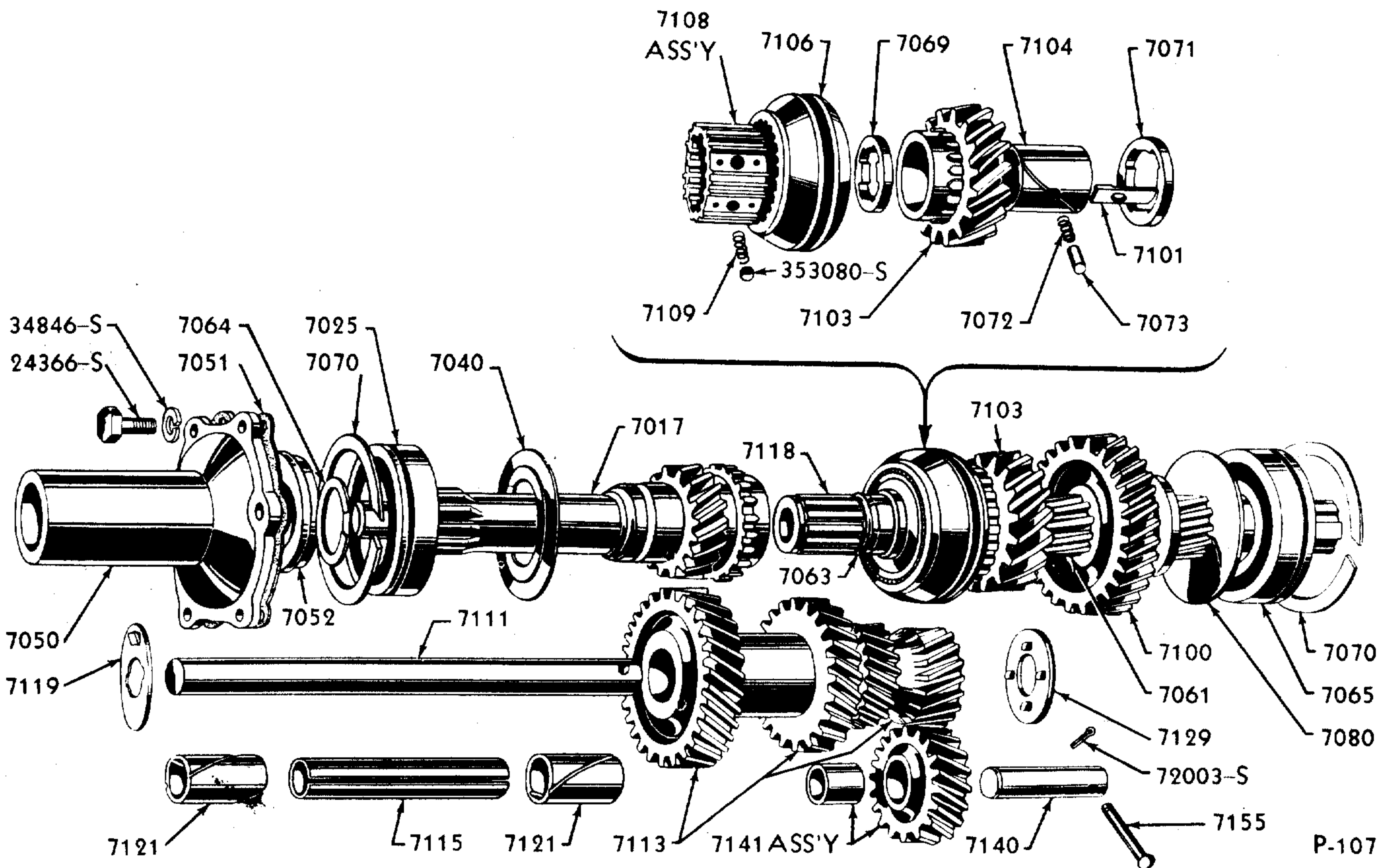
PART NUMBER	PART NAME	NO. REQ'D	MODEL	YEAR
				19__
1GA 6781	Gasket set (engine oil pan)-consists of the following-formerly 1GA 18512 1-1GA 6701-A Packing 1-1GA 6707-A Packing 1-1GA 6710-B Gasket 1-1GA 6711-B Gasket 1-91A 6734-A Gasket	1	Pass,Comm,Trucks (6 cyl "G" Series)	41-47
7HA 6781	Gasket set (engine oil pan)-consists of the following 1-7HA 6702 Packing 1-1GA 6707-A Packing 2-7HA 6710-B Gasket 1-86H 6734 Gasket	1 1	Pass (6 cyl "H" Series) Trucks (6 cyl "H" Series)	47-48 47
8HA 6788	Bracket (valve chamber rear cover ventilator extension pipe)-use with 8HA-6756 & 8HA-6796	1	Pass (6 cyl "H" Series)	47-48
	26682-S Screw (extension pipe bracket)- No. 12-24 x 3 1/2"	1	Pass (6 cyl "H" Series)	47-48
	34808-S8 Lockwasher-No. 12	1	Trucks (6 cyl "H" Series)	47
8HA 6796	Pipe (valve chamber rear cover ventilator extension)-16.30" long-use with 8HA-6756	1	Pass (6 cyl "H" Series)	47-48
	09B-18572-A Clamp (ventilator extension pipe)- use with 8HA-6796	1	Trucks (6 cyl "H" Series)	47
B 6806	Arm (engine stabilizer)	2	Pass,Comm,Trucks (4 cyl)	32
46 6806	Arm (engine stabilizer)-front-not used with BB-6030-B or 46-6030-B	1	Comm,Trucks (4 cyl)	33
46 6807	Arm (engine stabilizer)-rear-not used with BB-6030-B or 46-6030-B	1	Comm,Trucks (4 cyl)	33
	20470-S2 Bolt (engine stabilizer arm to flywheel housing)-7/16"- 14 x 1 1/2"	2	Pass,Comm,Trucks (4 cyl)	32-34
	34808-S8 Lockwasher-7/16"			
† B 6808	Bracket (engine stabilizer)	1	Pass,Comm,Trucks (4 cyl)	32
46 6808	Bracket (engine stabilizer)-not used with BB-6030-B or 46-6030-B	1	Comm,Trucks (4 cyl)	33
	24327-S7 Bolt (engine stabilizer bracket)-5/16"-24 x 5/8"	4	Pass,Comm,Trucks	32-34
	33798-S8 Nut-5/16"-24			
	34846-S2 Lockwasher-5/16"			
† B 6810	Spring (engine stabilizer)	2	Pass,Comm,Trucks (4 cyl)	32-33
† B 6811-A	Pad (engine stabilizer)	2	Pass,Comm,Trucks (4 cyl)	32-33
	22297-S2 Bolt (engine stabilizer through)-7/16"-20 x 2 1/8"	1	Pass,Comm,Trucks (4 cyl)	32-33
	34031-S7 Nut (engine stabilizer through bolt)-7/16"-20	1	Pass,Comm,Trucks (4 cyl)	32-33
	72016-S8 C/pin (engine stabilizer through bolt)-3/32" x 3/4"	1	Pass,Comm,Trucks (4 cyl)	32-33
7HA 6838-A	Gasket (engine oil filter to cylinder block mounting)		Refer to 6714	
81A 6854	Seal (engine governor)-replaced by 81A-18257		Refer to 18204 Governor Group	
40 6856	Lever (carburetor accelerator pump)		Refer to 18204 Governor Group	
01A 6885	Gasket (engine oil filter cover)-formerly was 01A 18688-A	1 1	Pass Comm,Trucks	38-48 38-47

† No Longer Supplied



1936 8 CYLINDER 90 H.P. PASSENGER TRANSMISSION

P-103

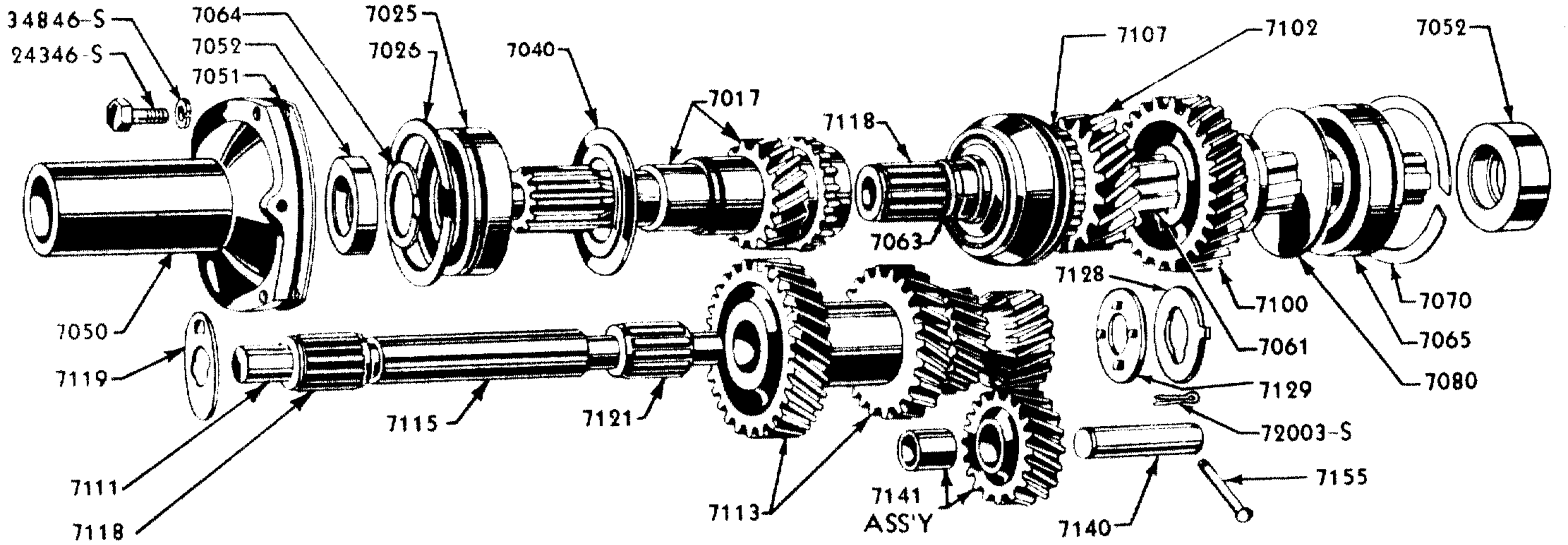


1937-39 60 H.P. PASSENGER TRANSMISSION

P-107

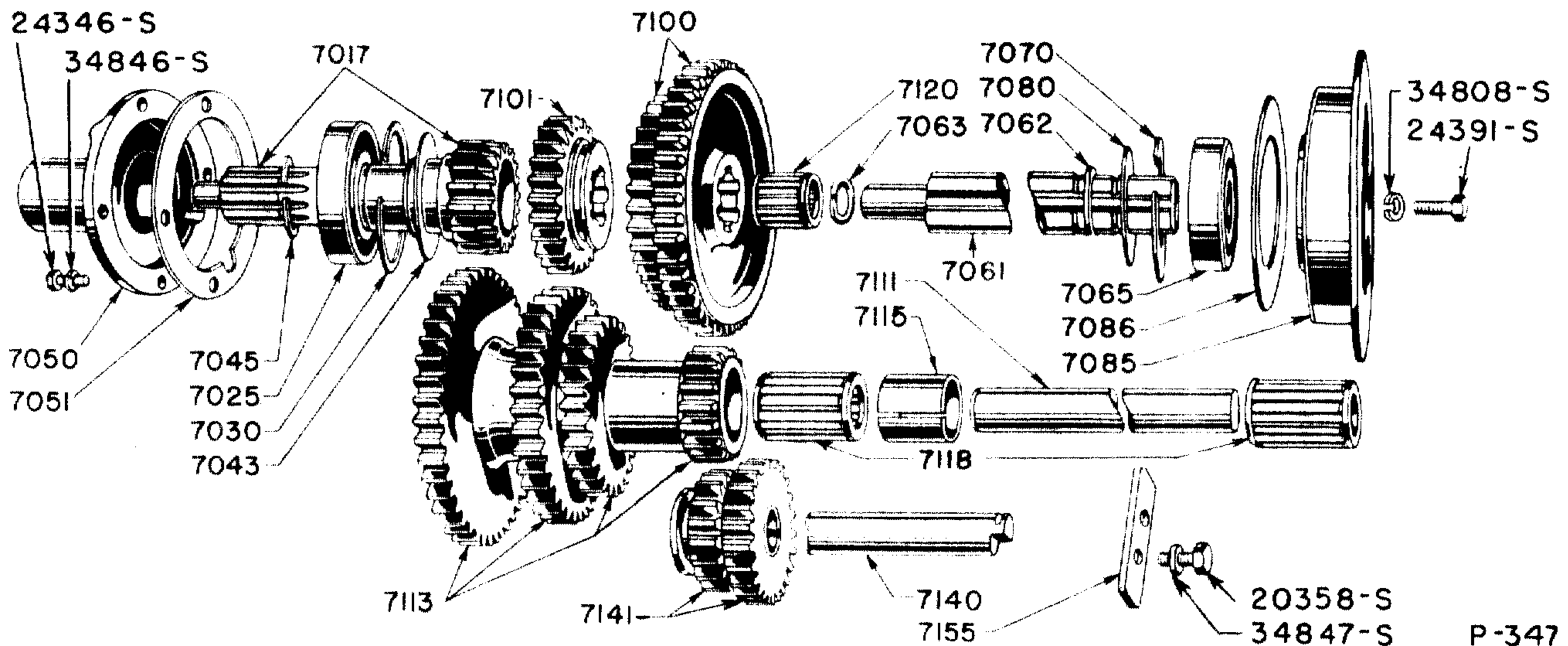
Basic numbers only shown on illustration. Order by Part Numbers shown in list of parts.

CHASSIS PARTS CATALOGUE



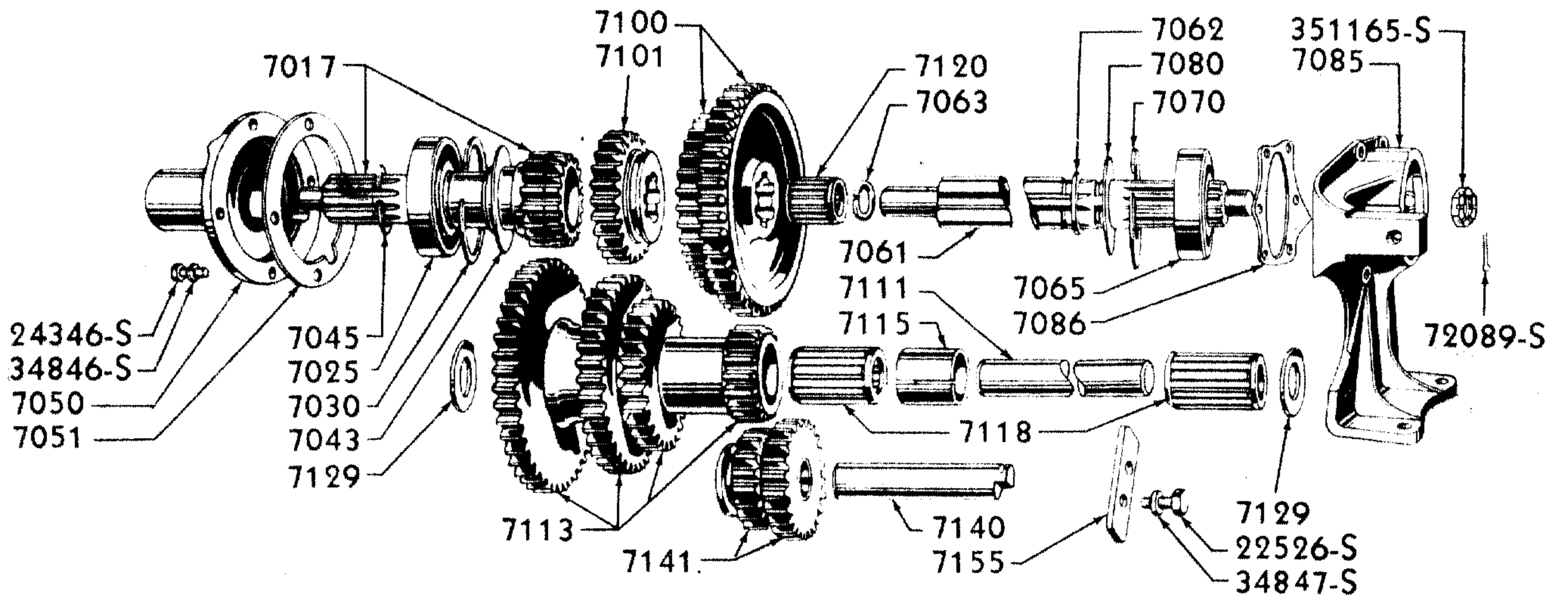
P-349

1938-39 90 H.P. PASSENGER & 1938-41 60 & 90 H.P. COMMERCIAL TRANSMISSION



P-347

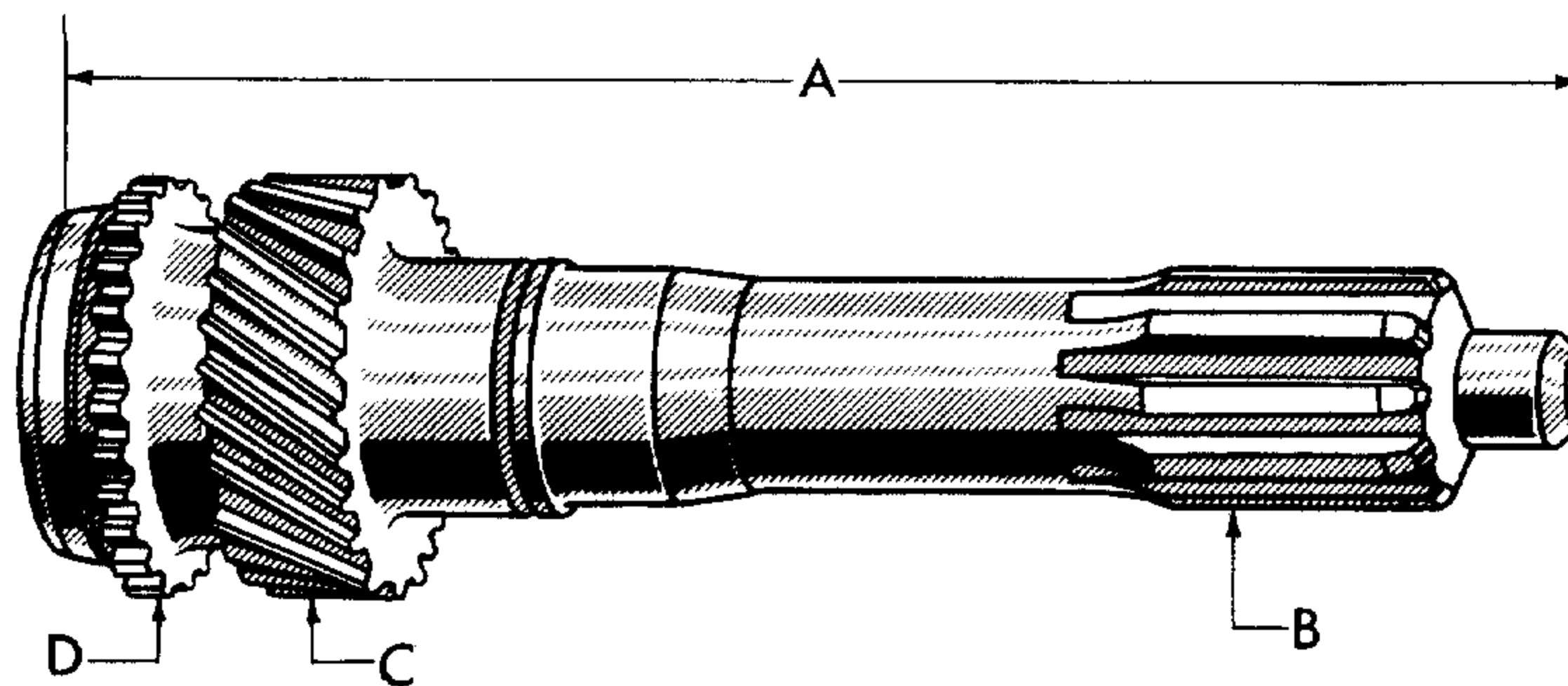
1932-39 4 SPEED TRUCK TRANSMISSION



P-348

1940-47 4 SPEED TRUCK TRANSMISSION

Basic numbers only shown on illustration. Order by Part Numbers shown in list of parts.



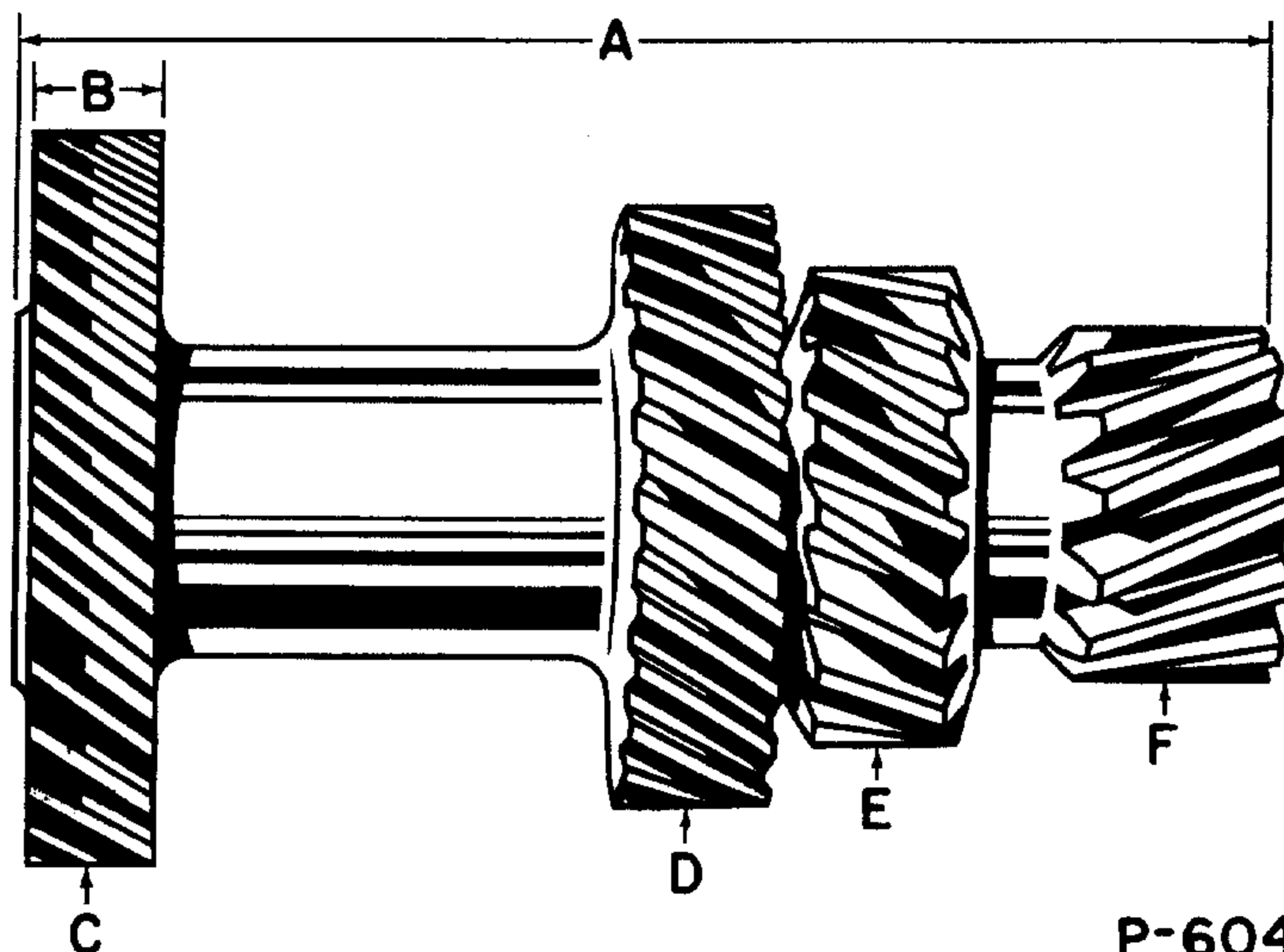
P-626

TRANSMISSION MAIN DRIVE GEAR CHART

PART NUMBER	A	B	C	D	PART NUMBER	A	B	C	D
	LENGTH	NUMBER OF SPLINES	NUMBER OF TEETH	NUMBER OF TEETH		LENGTH	NUMBER OF SPLINES	NUMBER OF TEETH	NUMBER OF TEETH
*A 7017-A	9.56"	6	16		**67 7017	8.27"	10	14	30
*A 7017-B	9.50"	10	16		**70 7017-A	7.14"	10	21	
**B 7017	8.27"	10	16	30	**74 7017	7.68"	10	15	24
*BB 7017-A	7.78"	10	17		**81A 7017	8.25"	10	16	30
*BB 7017-B	10.31"	10	17		**022A 7017	8.20"	10	15	30
**48 7017	8.27"	10	16	30	**11Y 7017	8.20"	10	14	30
					**8M 7017	8.25"	10	16	30

* Spur Teeth

** Helical Teeth



P-604

TRANSMISSION COUNTERSHAFT CLUSTER GEAR CHART

PART NUMBER	A	B	C	D	E	F
	LENGTH	LENGTH	NUMBER OF TEETH	NUMBER OF TEETH	NUMBER OF TEETH	NUMBER OF TEETH
74 7112-A	6.00"	.660"	**29	**23	*17	*13
74 7112-B	6.00"	.660"	**29	**23	**17	**13
A 7113	5.00"	.562"	*31	*24	*18	*15
B 7113	6.59"	.667"	**28	**24	*18	*15
BB 7113-A	6.68"	.625"	*43	*36	*27	*17
48 7113	6.59"	.727"	**28	**24	*18	*15
67 7113-A	6.59"	.727"	**29	**24	*17	*15
68 7113-A	6.59"	.725"	**28	**24	**18	**14
70 7113-B	7.07"	.718"	**42	**35	*21	*17
74 7113-A	6.00"	.660"	**29	**19	*17	*13
74 7113-C	6.00"	.660"	**29	**23	**17	**13
74 7113-D	6.00"	.660"	**29	**19	**17	**13
022A 7113-A	6.59"	.725"	**29	**24	**18	**14
022A 7113-B	6.70"	.725"	**29	**24	**18	**14
21C 7113	6.59"	.725"	**29	**24	**18	**14
51A 7113	6.70"	.725"	**28	**24	**18	**14
8M 7113	6.70"	.725"	**28	**24	**18	**14

* Spur Teeth

** Helical Teeth



CHASSIS PARTS CATALOGUE

TRANSMISSION CHART

PART NUMBER	PART NAME	TRANS. SPEEDS	No. REQ'D	ENGINE		PASS. YEAR	COMM. (LT. TRUCK) YEAR	122" W.B. % TON YEAR	122" W.B. 1 TON YEAR	TRUCK YEAR
				CYL.	H.P.					
21C 7003	Transmission assy-with center gear shift- 2.819 to 1 ratio-marked "3C"	3	1	All	All		42-47			
+21CS 7003-A	Transmission assy-with remote control gear shift- 2.819 to 1 ratio-marked "3CS"	3	1	All	All		42-47			
41T 7003-A	Transmission assy-with clutch housing- 6.40 to 1 ratio-marked "4T"	4	1	All	All					44-47
51Y 7003-A	Transmission assy-with clutch housing- 6.40 to 1 ratio-marked "4Y"	4	1	All	All		45-47	45-47	45-47	
†B 7005	Case assy (transmission)	3	1	4		32-34	32-34			
18 7005	Case assy (transmission)-replaced by the following 1- 78 7005 Case 1- 78 7051 Gasket 1- 78 7050 Retainer 1- 78 7052 Oil seal	3	1	8	90	32-34	32-34			
48 7005	Case assy (transmission)-replaced by the following 1- 78 7005 Case 1- 78 7051 Gasket 1- 78 7050 Retainer 1- 78 7052 Oil seal	3	1	8	90	35-36	35-36			
51 7005	Case assy (transmission)-replaced by the following 1- 59T 7006 Case 3- 34747-S2 Washer 2- 59T 7129-A Washer 3- 350273-S Bolt 2- 20348-S7 Bolt	4	1	8	90		39-40	39-40	39-40	35-39
		4	1	8	100		39-40	39-40	39-40	39
★ 70 7005	Case assy (transmission)	3	1	All	All		38-42	39-42	38-42	
73 7005	Case assy (transmission)	3	1	8	60		37-40	39-40	38-40	
74 7005	Case assy (transmission)	3	1	8	60	37-39				
75 7005	Case assy (transmission)	4	1	8	60		39-40	39-40	39-40	37-39
● 78 7005	Case assy (transmission)	3	1	8	90	32-39	32-42	39-42	38-42	
		3	1	6	90		47	47		
		3	1	8	100	39	39-47	39-47	39-42	
● 01A 7005	Case assy (transmission)	3	1	8	90	40-42				
		3	1	6	90	47-48				
		3	1	8	100	40-48				
022A 7005	Case assy (transmission)	3	1	8	60	40				
	353051-S Plug (trans.filler)-3/4"except 60 H.P. Pass. 1937-39	All	1	All	All	28-48	28-47	39-47	38-47	28-47
	353064-S Plug (trans.filler)-1/2"	3	1	8	60	37-39				
	353051-S Plug (trans.drain)-3/4"except 60 H.P. Pass. 1937-39	All	1	All	All	28-48	28-47	39-47	38-47	28-47
	357993-S Plug (trans. drain)-magnetic- except 60 H.P. Pass. 1937-39	All	1	All	All	28-48	28-47	39-47	38-47	28-47
	353064-S Plug (trans.drain)-1/2"	3	1	8	60	37-39				
01T 7005	Case assy (transmission)-replaced by 59T-7006 & 01T-7501	4	1	8	All		41-46	41-46	41-46	40-46
+0NA 7005	Case assy (transmission)	3	1	4	40	41				
0NC 7005	Case assy (transmission)	3	1	4	40		41-42			
0NY 7005	Case assy (transmission)-replaced by 59T-7006 & 5NY-7501	3	1	4	40			41-42	41-42	
Δ 1GA 7005	Case assy (transmission)	3	1	6	90	41-47				
Δ 1GC 7005	Case assy (transmission)	3	1	6	90		41-47	41-42	41-42	
Δ 1GT 7005	Case assy (transmission)-replaced by 59T-7006 & 4GT-7501	4	1	6	90		41-46	41-46	41-46	41-46
A 7006-B	Case assy (transmission)	3	1	4		28-31	28-31			28-29
†AA 7006-A	Case assy (transmission)	4	1	4						29-31
BB 7006	Case assy (transmission)-replaced by the following 1- 59T 7006 Case 3- 34747-S2 Washer 2- 59T 7129-A Washer 3- 350273-S Bolt	4	1	All	All					32-34

★ Bus Type Transmission 6 Cyl "H" Series Δ 6 Cyl "G" Series † No Longer Supplied