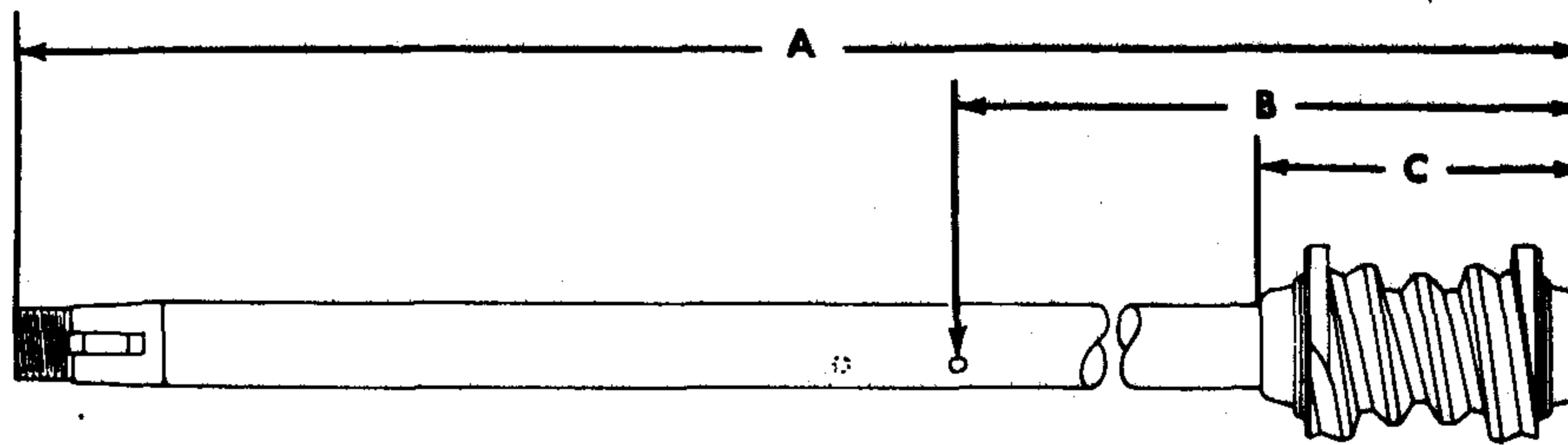




CHASSIS PARTS CATALOGUE

PART NUMBER	PART NAME	NO. REQ'D	MODEL	YEAR 19__
21A 3517	Bearing assy (steering column)-upper	1	Comm, 122" Truck	42-47
51A 3517	Bushing assy (steering column)-upper-use to replace 21A-3517 bearing, 21A-3518 sleeve & 21A-3520 spring	1	Pass	42-47
51A 3517	Bushing assy (steering column)-upper	1	Pass	47-48
21A 3518	Sleeve (steering column upper bearing)	1	(Comm, 122" Truck 1942-47)(Pass 1942-48)	42-48
A 3519	Support (steering column)-lower	1	Pass, Comm	28-31
	350403-S7 Screw (steering column support) 5/16"-24 x .81"	2	Pass, Comm	28-31
	34846-S2 Lockwasher-5/16"			
21A 3520	Spring (steering column upper bearing)	1	(Comm, 122" Truck 1942-47)(Pass 1942-48)	42-48
†A 3521	Anti rattler (steering column support)	1	Pass, Comm	28-31
11A 3521	Bushing (shock absorber link)	4	Refer to 18060 (Comm, Trucks except 122")	42-47
A 3523-F	Bracket (steering column)	1	Pass, Comm, Trucks (except 180A, 190A, 295A, 400A)	31
A 3523-G	Bracket (steering column)	1	180A, 190A, 295A, 400A	31



P325

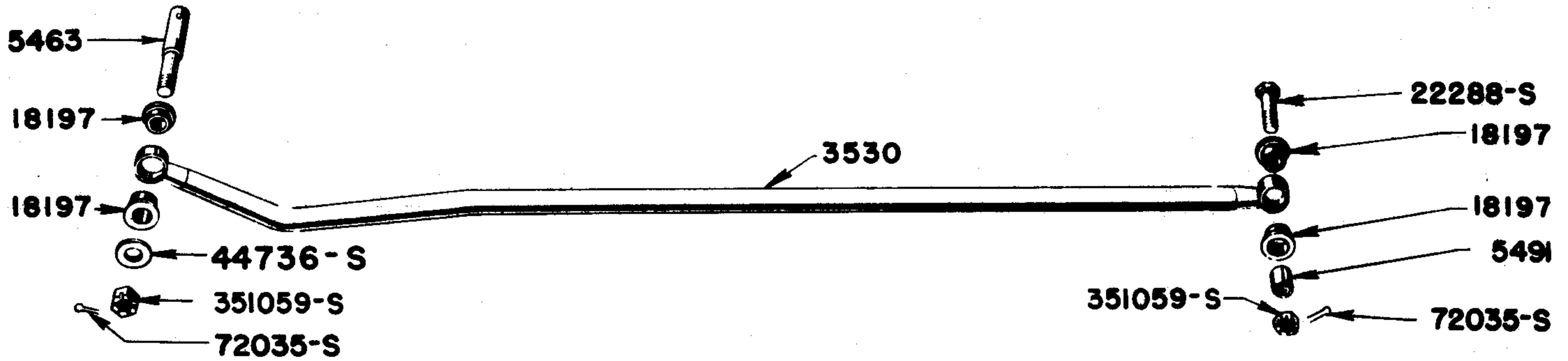
STEERING SHAFT AND WORM CHART

PART NUMBER	A	B	C	NUMBER STAMPED ON WORM	MODEL	YEAR 19__
A 3524-B	44.56		1.62		Pass, Comm & Trucks	28-29
A 3524-C	43.12		2.90	53	Pass, Comm & Trucks - used with A-3575-C	29
A 3524-D	44.12		2.90	53	Pass, Comm & Trucks - used with A-3575-C	30-31
B 3524-A	40.83	31.81	2.89	13 OR 03	Pass & Comm - used with B-3575-A	32
B 3524-B	40.83	31.81	2.89	15 OR 37	Pass & Comm - used with B-3575-B	32
BB 3524	41.68	32.61	3.25	23	Trucks	32-34
40 3524-A	41.75	32.56	2.89	13 OR 03	Pass - used with B-3575-A	33-34
40 3524-C	42.00	32.56	2.89	15 OR 37	Pass & Comm - used with B-3575-B	33-34
48 3524	46.50	37.18	2.89	15 OR 89	Pass	35
†50 3524	46.50	32.45	2.89	15 OR 89	Comm	35
51 3524	42.25	28.61	3.25	23	Trucks	35-37
67 3524	46.50	32.45	2.89	17 OR 58	Comm	36
68 3524	46.50	37.18	2.89	17 OR 58	Pass	36
77 3524	46.50	32.45	2.89	18 OR 82	Comm	37
78 3524	46.50	37.18	2.89	18 OR 82	Pass	37
81A 3524	46.50	35.94	2.89	18 OR 82	Pass	38-39
81C 3524	46.50	33.56	2.89	18 OR 82	Comm (Except Sedan Delivery 1941)	38-41
81T 3524	42.28	28.61	3.50	95	Trucks Except 122" & COE	38-39
81W 3524	46.58	33.65	3.50	95	COE (RHD on Regular Truck)	38-47
82Y 3524	49.30	36.12	2.89	18 OR 82	(122" Truck 1938-47)(Comm 1942-47)	38-47
01A 3524	46.50	38.09	2.89	18 OR 82	(Pass 1940)(Sedan Delivery 1941)	40-41
01T 3524	46.58	33.65	3.50	01	Trucks Except 122" & COE (RHD on COE)	40-47
11A 3524	47.73	34.97	2.89	18 OR 82	Pass-with steering lock hole	41-48
6A 3524	47.73		2.89	18 OR 82	Pass-without steering lock hole-replaced by 11A-3524	47-48

† No Longer Supplied

CHASSIS PARTS CATALOGUE

PART NUMBER	PART NAME	NO. REQ'D	MODEL	YEAR 19__
A 3527-B	Retainer (steering shaft felt)	1	Pass, Comm, Trucks	28-30
B 3527	Retainer (steering gear housing oil seal)-for two tooth sector steering gear	1	Pass, Comm, Trucks	29-31
B 3527	Retainer (steering gear housing oil seal)	1	(Pass, Comm 1932-34)(Trucks 1932-36)	32-36
B 3528	Oil seal (steering gear housing)	1	(Pass, Comm 1929-34)(Trucks 1929-36)	29-36
B 3529	Silencer (lighting switch tube)	1	Pass, Comm, Trucks	29-39



P-620

1942-48 PASSENGER TRACK BAR

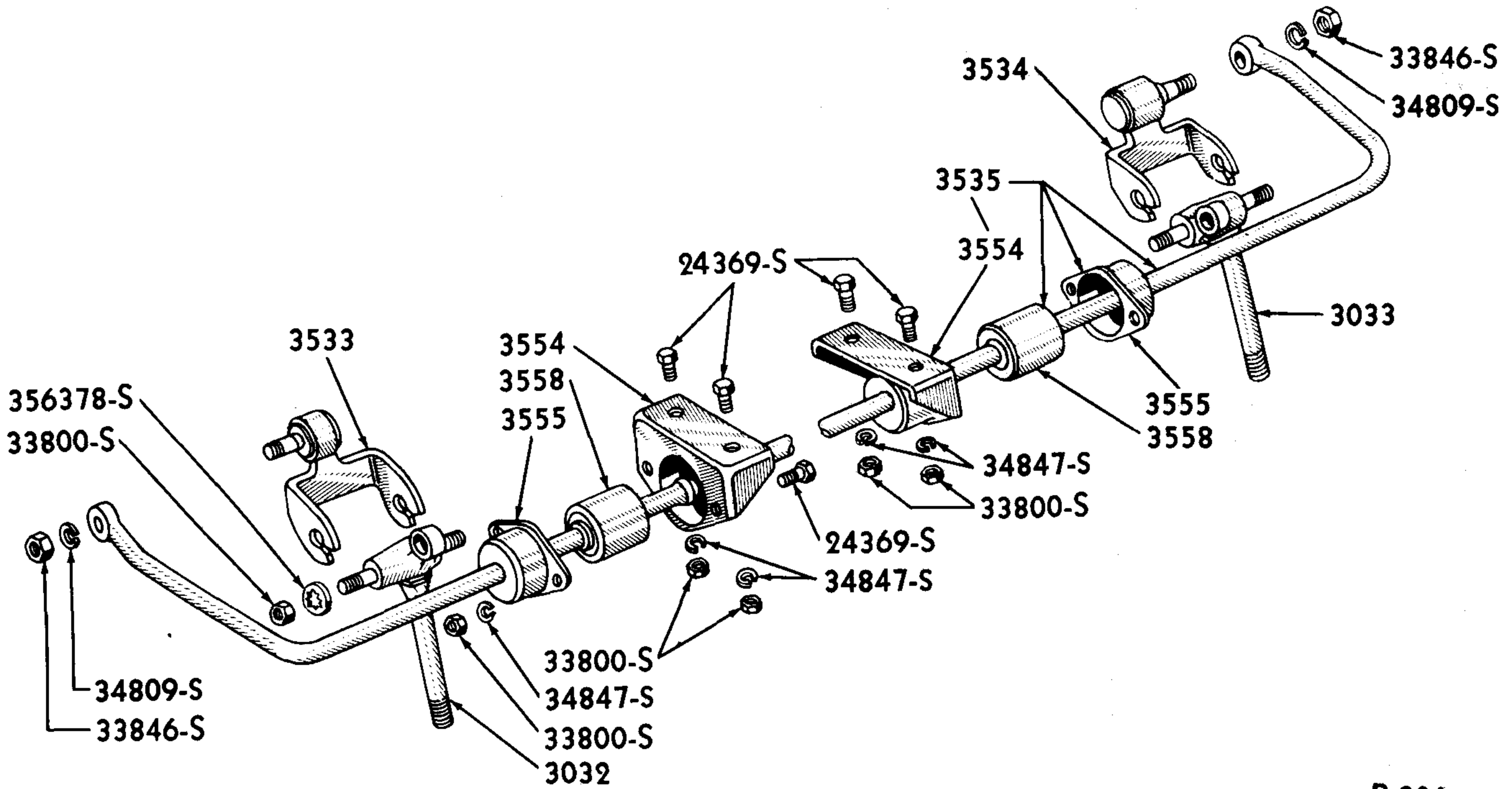
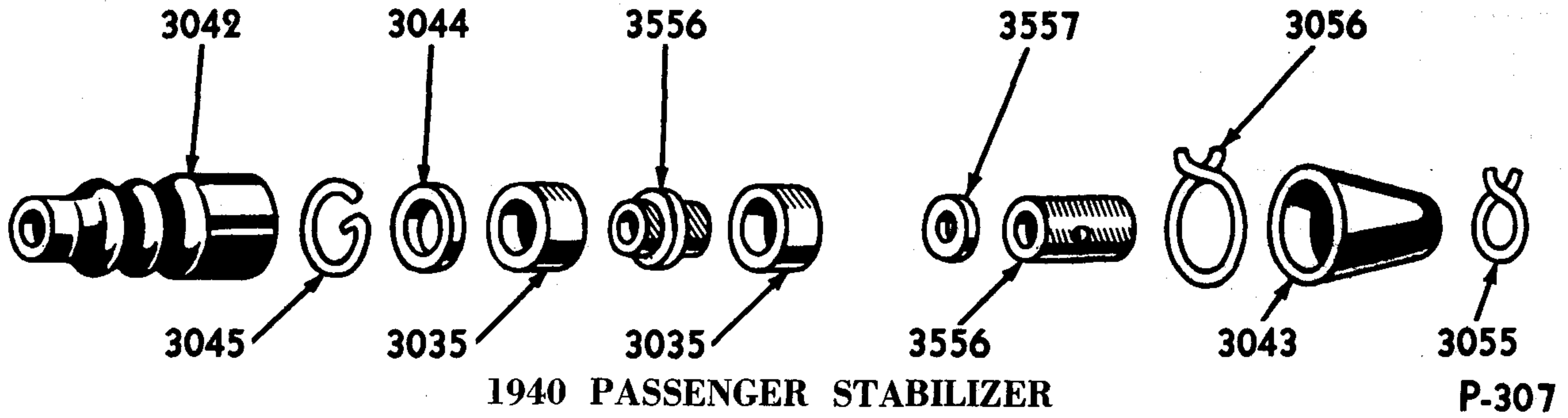
Basic numbers only shown on illustration. Order by Part Numbers shown in list of parts.

PART NUMBER	PART NAME	NO. REQ'D	MODEL	YEAR 19__
21A 3530	Bar (front track)-LHD	1	Pass	42-48
21A-5463	Stud (front track bar)-length 3.10"	1	Pass	42-48
†22288-S7	Bolt (track bar to bracket)-LH-1/2"-20 x 2"-end drilled	1	Pass	42-48
351059-S7	Nut-castle (front track bar stud)-1/2"-20	2	Pass	42-48
44736-S8	Washer (front track bar stud)-1/2"	2	Pass	42-48
72035-S7-8	Cotter pin (front track bar stud)-1/8" x 1"	2	Pass	42-48
34424-S2	Locknut (front track bar to front radius rod stud)-1/2"-20	2	Pass	42-48
B 3532	Sleeve (steering shaft lock)	1	(Pass 1932-48)(Comm, 122" Truck 1932-47)	32-48
BB 3532	Sleeve (steering shaft lock)	1	Trucks except 122"	32-47
B-3588	Screw (steering shaft lock sleeve)-5/16"-24 x 9/64"	2	(Pass 1932-48)(Comm, Trucks 1932-47)	32-48
81A 3533	Bushing (steering shaft)	1	(Pass, Comm, 122" Truck 1932-41)(Trucks 1932-37)	32-41
01A 3533-A	Swivel (stabilizer)-RH	1	Pass except Sedan Delivery (DeLuxe only 1940)	40-41
01A 3534-D	Swivel (stabilizer)-LH	1	Pass except Sedan Delivery (DeLuxe only 1940)	40-41
51A-5464	Stud (stabilizer swivel)-overall length 3.55"-diameter 3/4"	2	Pass DeLuxe except Sedan Delivery	40
33800-S8	Nut-3/8"-24			
356378-S2	Lockwasher (stabilizer swivel stud)-3/8"	4	Pass except Sedan Delivery (DeLuxe only 1940)	40-41
33846-S8	Nut (stabilizer ball stud to bar)-1/2"-20	2	Pass except Sedan Delivery (DeLuxe only 1940)	40-41
34809-S8	Lockwasher-1/2"			

† No Longer Supplied



CHASSIS PARTS CATALOGUE



1941 PASSENGER STABILIZER

Basic numbers only shown on illustration. Order by Part Numbers shown in list of parts.

PART NUMBER	PART NAME	NO. REQ'D	MODEL	YEAR 19__
01A 3535-B	Bar & frame brackets (stabilizer)	1	Pass DeLuxe except Sedan Delivery	40
11A 3535	Bar & frame brackets (stabilizer)	1	Pass	41
	24369-S Bolt (stabilizer to frame bracket)-3/8" -24 x 7/8"	4	Pass except Sedan Delivery (DeLuxe only 1940)	40-41
	Bolt (stabilizer bushing clamp to frame bracket)-3/8" -24 x 7/8"	4	Pass except Sedan Delivery (DeLuxe only 1940)	40-41
	33800-S Nut-3/8" -24			
	34370-S Locknut-3/8" -24			
	34847-S Lockwasher-3/8"			
B 3538	Plug (steering gear housing oil filler)	1	(Pass 1932-48)(Comm, 122" Truck 1932-47) (Trucks except 122" 1932-40)(COE 1941-47)	32-48
01F 3538	Plug (steering gear housing oil filler)	1	Trucks except 122" & COE	40-47
78 3539-A	Nut (steering thrust screw lock)-with expansion plug	1	(Pass 1937-48)(Comm 1937-47)(Trucks except COE 1938-47)	37-48
81W 3539	Nut (adjusting screw lock)	1	COE	38-47



CHASSIS PARTS CATALOGUE

PART NUMBER	PART NAME	NO. REQ'D	MODEL	YEAR
†A 3541	Lever (steering gear control rod)-LHD	2	Pass, Comm, Trucks	28-31
	72411-S Pin (steering gear control rod lever)-3/32" x 11/16"	2	Pass, Comm, Trucks	28-31
A 3545	Spring (control rod)	2	Pass, Comm, Trucks	28-31
†A 3548	Housing and stud assy (steering gear)-LHD-for two tooth sector steering gear	1	Pass, Comm, Trucks	29-31
	20215-S2 Bolt-for two tooth sector steering gear-3/8"-24 x 1 7/8"	1	Pass, Comm, Trucks	29-31
	33800-S8 Nut-3/8"-24			
	34847-S8 Lockwasher-3/8"			
	353055-S7 Plug (housing)-1/4" pipe	1	Pass, Comm, Trucks	29-31
	350112-S Screw (steering column tube)-No.10-32 x 5/16"	2	Pass, Comm, Trucks	28-29
B 3548	Housing and stud assy (steering gear)-LHD	1	Pass, Comm	32-34
BB 3548	Housing and stud assy (steering gear)	1	Trucks	32-37
†48 3548	Housing and stud assy (steering gear)	1	Pass, Comm	35-36
	352700-S Stud (steering gear housing)-3/8"-16 & 3/8"-24 x 1 7/16"	3	(Pass, Comm 1929-36)(Trucks 1929-37)	29-37
	33800-S8 Nut-3/8"-24			
	351376-S Lockwasher-3/8"			
81T 3548	Housing assy (steering gear)-with bushings-LHD	1	Trucks except 122" & COE	38-39
81W 3548	Housing assy (steering gear)-with bushings-LHD	1	COE	38-47
01T 3548	Housing assy (steering gear)-with bushings-LHD	1	Trucks except 122" & COE	40-47
21A 3548-A	Housing assy (steering gear)-with bushings-LHD	1	(Pass 1937-48)(Comm, 122" Truck 1937-47)	37-48
A 3551-B2	Bearing assy (steering shaft)-lower	1	Pass, Comm, Trucks	29-31
A 3552-D	Cup (steering gear worm bearing)-for two tooth sector steering gear	1	Pass, Comm, Trucks	29
B 3552	Cup (steering gear worm bearing)-lower	1	(Pass, Comm 1929-36)(Trucks 1929-31)	29-36
B 3552	Cup (steering gear worm bearing)-upper	1	(Pass 1937-48)(Comm, 122" Truck 1937-47)	37-48
BB 3552	Cup (steering gear worm bearing)-for two tooth sector steering gear	1	Pass, Comm, Trucks	29-31
BB 3552	Cup (steering gear worm bearing)-lower	1	Trucks	32-37
BB 3552	Cup (steering gear worm bearing)-upper	1	Trucks except 122"	38-47
A 3553-A2	Bushing (steering gear housing)	1	Pass, Comm, Trucks	28-30
A 3553-C	Sleeve (steering gear worm adjusting)-for two tooth sector steering gear	1	Pass, Comm, Trucks	29
A 3553-D	Sleeve (steering gear worm adjusting)-for two tooth sector steering gear	1	Pass, Comm, Trucks	29-31
	350607-S18 Bolt (steering gear bearing sleeve adjusting)-for two tooth sector steering gear-7/16"-20 x 1 1/2"	1	Pass, Comm, Trucks	29-31
	33927-S7 Locknut-7/16"-20			
BB 3553	Cup (steering gear worm bearing)-upper	1	Trucks	32-37
68 3553	Cup (steering gear worm bearing)-upper	1	Pass, Comm	32-36
8A 3553	Cup (steering gear worm bearing)-lower	1	(Pass 1937-48)(Comm, 122" Truck 1937-47)	37-48
81T 3553	Cup (steering gear worm bearing)-lower	1	Trucks except 122"	38-47
†A 3554-A1	Bushing (steering shaft)-lower	1	Pass, Comm, Trucks	28-30
A 3554-A2	Bushing (steering shaft)-lower	1	Pass, Comm, Trucks	28-30
01A 3554-B	Bracket (stabilizer bar frame)	2	Pass DeLuxe	40
11A 3554-A	Bracket (stabilizer)	2	Pass	41
11A 3555	Clamp (stabilizer)	2	(Pass 1940-41)(Comm 1940)	40-41
99A 3556-A1	Bushing (front track bar)-rubber-replaced by 51A 18197	4	Pass	42-48
99A 3556-A1	Bushing (rear track bar)-rubber-replaced by 51A 18197	4	Refer to 4271(Sedan Delivery & Station Wagon 1942)(All Pass 1946-48)	42-48

† No Longer Supplied



CHASSIS PARTS CATALOGUE

PART NUMBER	PART NAME	NO. REQ'D	MODEL	YEAR 19__
99A 3556-A2	Bushing (front track bar)-synthetic rubber-replaced by 51A 18197	4	Pass	42-48
99A 3556-A2	Bushing (rear track bar)-synthetic rubber-replaced by 51A 18197	4	Refer to 4271 (Sedan Delivery & Station Wagon 1942)(All Pass 1946-48)	42-48
†01A 3556-B	Bushing (stabilizer swivel)	2	Pass DeLuxe	40
†01A 3557-A	Washer (stabilizer swivel)-.47" I.D.-1" O.D.-.10" thick	2	Pass DeLuxe	40
†01A 3557-B	Washer (front brake operating stud)	2	Refer to 2053 (Pass,Comm)	35-36
11A 3558-A	Insulator (stabilizer)-O.D. 2"-length 1.65"	2	Pass	41
†A 3559-A	Shim (steering shaft lower bearing)-.009" thick	As Req'd	Pass,Comm,Trucks	28-30
BB 3562	Washer (steering worm thrust)	1	Trucks except 122" & COE	32-39
78 3564	Lock (steering thrust screw)	1	(Pass 1937-48)(Comm 1937-47)(Trucks except COE 1938-47)	37-48
81W 3564	Washer (adjusting screw lock)	1	COE	38-47
01A 3566-A	Bushing (stabilizer bolt)-length 1.22"	2	Pass DeLuxe	40
01A 3566-B	Bushing (stabilizer bolt)-length 1.49"	2	Pass DeLuxe	40
B 3568	Plate (steering gear housing end)	1	(Pass,Comm 1928-32)(Trucks 1928-36)	28-36
81T 3568-A	Plate (steering gear housing end)	1	Trucks except 122"	38-39
	24324-S7 Screw (housing end plate)-1/4"-20 x 5/8"	2	(Pass,Comm 1929-36)(Trucks except COE 1929-39)	29-39
	34805-S8 Lockwasher-1/4"			
†B 3569	Bracket (steering gear lighting switch)	1	(Pass,Comm 1929-36)(Trucks 1929-37)	29-37
78 3569	Bracket (lighting switch)-use with 78-3597-B	1	Pass,Comm,122" Truck	37-39
81T 3569	Bracket (lighting switch)	1	Trucks except 122"	38-39
†A 3570	Felt (steering shaft)	1	Pass,Comm,Trucks	28-30
†01A 3570	Anti squeak (stabilizer)	2	Pass DeLuxe	40
†11A 3570	Anti squeak (stabilizer)	2	Pass	41
B 3571	Bearing assy (steering worm roller)	2	Pass,Comm	32-35
	A-3123-A Bearing (steering worm thrust)-1.630" O.D.	2	Pass,Comm,Trucks	28-29
	B-3123-A Bearing (steering worm thrust)-1.665" O.D.	2	(Pass,Comm 1928-32)(Trucks 1928-31)	28-32
BB 3571-A	Bearing assy (steering worm roller)	2	(Pass,Comm 1929-31)(Trucks 1929-37)	29-37
68 3571-A	Bearing assy (steering worm roller)	2	(Pass 1936-48)(Comm,122" Truck 1936-47)	36-48
81T 3571-A	Bearing assy (steering worm roller)	2	Trucks except 122"	38-47
A 3575-B	Sector (steering worm)-LHD	1	Pass,Comm,Trucks	28-29
A 3575-C	Sector (steering worm)-LHD-for two tooth sector steering gear	1	Pass,Comm,Trucks	29-31
B 3575-A	Sector (steering worm)-13 to 1 ratio-LHD	1	Pass,Comm	32-34
B 3575-B	Sector (steering worm)-15 to 1 ratio-LHD	1	Pass,Comm	32-34
BB 3575	Sector (steering worm)-LHD	1	Trucks	32-34
48 3575	Sector (steering worm)	1	Pass,Comm	35
51 3575	Sector (steering worm)	1	Trucks	35-37
68 3575	Sector (steering worm)-17 to 1 ratio	1	Pass,Comm	36
78 3575	Sector (steering worm)-LHD	1	(Pass 1937-48)(Comm,122"Truck 1937-47)	37-48
81T 3575	Sector (steering worm)-LHD	1	Trucks except 122" & COE	38-39
81W 3575	Sector (steering worm)-LHD	1	COE	38-47
01T 3575	Sector (steering worm)-LHD	1	Trucks except 122" & COE	40-47
A 3576-C	Bushing (steering worm sector)-for two tooth sector steering gear	2	Pass,Comm,Trucks	29-31
BB 3576-A	Bushing (steering worm sector)	2	Trucks	32-37
68 3576	Bearing (steering worm sector)	2	Pass,Comm	36
78 3576-A	Bushing (steering worm sector)	2	Pass,Comm	32-35
78 3576-A	Bushing (steering worm sector)	2	(Pass 1937-48)(Comm,122" Truck 1937-47)	37-48
7RT 3576-A	Bushing (steering worm sector)-LHD	lor2	Trucks except 122"	38-47

† No Longer Supplied



CHASSIS PARTS CATALOGUE

PART NUMBER	PART NAME	NO. REQ'D	MODEL	YEAR
A 3577	Screw (steering worm sector thrust)-1/2"-20-overall length 1 1/4"	1	Pass, Comm, Trucks	28-30
	351051-S7 Check nut-1/2"-20			
B 3577	Screw (steering worm sector thrust)-9/16"-18-overall length .93"-for two tooth sector steering gear	1	Pass, Comm, Trucks	29-31
B 3577	Screw (steering worm sector thrust)-9/16"-18-overall length .93"	1	(Pass, Comm 1932-36)(Trucks 1932)	32-37
	351075-S Check nut-9/16"-18	1	(Pass, Comm 1929-36)(Trucks 1929-37)	29-37
	34810-S7-8 Lockwasher-9/16"			
78 3577	Screw (sector shaft adjusting)-overall length 1.25"	1	(Pass 1937-48)(Comm 1937-47)(Trucks except COE 1938-47)	37-48
81W 3577	Screw (sector shaft adjusting)-overall length 1.09"	1	COE	38-47
A 3578-A	Bushing (steering worm sector)-1.12" I.D.-1.25" O.D.-1.19" long	1	Pass, Comm, Trucks	28-29
A 3579-A	Washer (steering worm sector thrust)-1.13" I.D.-1.75" O.D.-.12" thick	1	Pass, Comm, Trucks	28-30
+B 3579	Washer (steering worm sector thrust)-1.14" I.D.-1.62" O.D.-.12" thick-for two tooth sector steering gear	1	Pass, Comm, Trucks	29-31
+B 3579	Washer (steering worm sector thrust)-1.14" I.D.-1.62" O.D.-.12" thick	1	Pass, Comm	32-36
BB 3579	Washer (steering worm sector thrust)-1.26" I.D.-1.80" O.D.-.12" thick	1	Trucks	32-37
78 3579	Washer (steering worm sector thrust)-I.D..51"-3/16" thick	1	(Pass 1937-48)(Comm 1937-47)(Trucks except COE 1938-47)	37-48
A 3580-A	Cover (steering gear housing)	1	Pass, Comm, Trucks	28-31
	20345-S2 Bolt (steering gear housing cover)-1/4"-28 x 3/4"	3	Pass, Comm, Trucks	28-31
	34805-S8 Lockwasher-1/4"			
78 3580-A	Cover (steering gear housing)	1	(Pass 1937-48)(Comm, 122" Truck 1937-47)	37-48
81T 3580	Cover (steering gear housing)-LHD	1	Trucks except 122" & COE	38-47
	24347-S8 Bolt (steering gear housing cover)-5/16"-24 x 3/4"	4	Pass, Comm	37
	20336-S2 Bolt (steering gear housing cover)-5/16"-18 x 11/16"	4	(Pass 1938-48)(Comm & Trucks 1938-47)	38-48
	33800-S8 Nut-3/8"-24			
	34846-S2 Lockwasher-5/16"			
A 3581	Gasket (steering gear housing cover)	1	Pass, Comm, Trucks	28-29
B 3581	Gasket (steering gear housing cover)-for two tooth sector steering gear	1	Pass, Comm, Trucks	29-31
B 3581	Gasket (steering gear housing cover)	1	Pass, Comm	32-36
BB 3581	Gasket (steering gear housing cover)	1	Trucks	32-37
78 3581	Gasket (steering gear housing cover)	1	(Pass 1937-48)(Comm, 122" Truck 1937-47)	37-48
81T 3581	Gasket (steering gear housing cover)	1	Trucks except 122"	38-47
+B 3582	Oil seal (steering gear housing)-use with cover having 1 7/8" diameter counterbore	1	Pass, Comm	32-35
BB 3582	Oil seal (steering gear housing)	1	Trucks	32-37
A 3583	Housing and bushing assy (steering sector)-LHD-for two tooth sector steering gear	1	Pass, Comm, Trucks	29-31
B 3583-A	Housing and bushing assy (steering sector)-LHD	1	Pass, Comm	32
BB 3583	Housing and bushing assy (steering sector)-LHD	1	Trucks	32-34
40 3583	Housing and bushing assy (steering sector)	1	Pass, Comm	33-34
+48 3583	Housing and bushing assy (steering sector)	1	Pass, Comm	35
51 3583	Housing and bushing assy (steering sector)	1	Trucks	35-37
	352700-S Stud (steering sector housing)-3/8"-16 & 3/8"-24 x 1 7/16"	3	Trucks	32-37
	33800-S8 Nut-3/8"-24			
	351376-S Lockwasher-3/8"			

+ No Longer Supplied



CHASSIS PARTS CATALOGUE

PART NUMBER	PART NAME	NO. REQ'D	MODEL	YEAR 19__
68 3583	Housing and bushing assy (steering sector)	1	Pass, Comm	36
B 3584	Rivet (steering worm housing eccentric)-overall length .88"	1	(Pass, Comm 1929-36)(Trucks 1929-37)	29-37
81W 3584	Cover (steering gear housing)-with bearing race	1	COE	38-47
B 3585	Stud (steering worm housing cover adjusting)-7/16"-20 and 3/8"-24 x 1 9/16"	1	(Pass, Comm 1929-36)(Trucks 1929-37)	29-37
	34847-S8 Lockwasher (adjusting stud)-3/8"	1	(Pass, Comm 1929-36)(Trucks 1929-37)	29-37
B 3586	Sleeve (steering worm eccentric adjusting)-overall length .50"	1	(Pass, Comm 1929-36)(Trucks 1929-37)	29-37
B 3587	Ring (steering worm eccentric adjusting sleeve lock)-overall length .50"	1	(Pass, Comm 1929-36)(Trucks 1929-37)	29-37
B 3588	Screw (steering shaft lock sleeve)-5/16"-24 x 9/64"	2	Refer to 3532 (Pass 1932-48)(Comm, Trucks 1932-47)	32-48
B 3589	Cap (steering housing)-upper	1	Pass, Comm	32-36
EB 3589-A	Cap (steering housing)-upper	1	Trucks	32-37
	24346-S7-8 Bolt (cap to housing)-5/16"-18 x 3/4"	4	(Pass, Comm 1932-36)(Trucks 1932-37)	32-37
	34846-S2 Lockwasher-5/16"			
A 3590-B	Arm (steering gear)-LHD	1	Pass, Comm, Trucks	28-31
	350606-S Bolt (steering arm clamp)-7/16"-20 x 2"-end drilled	1	Pass, Comm, Trucks	28-31
	34031-S7 Nut-castle-7/16"-20			
	72034-S Cotter pin 3/32" x 1"			
B 3590-A	Arm (steering gear)-LHD	1	Pass, Comm	32
B 3590-B	Arm (steering gear)-commercial chassis-stamped "B"	1	Pass, Comm	32
EB 3590-A	Arm (steering gear)-LHD	1	Trucks	32
EB 3590-B	Arm (steering gear)-LHD	1	Trucks	33-34
40 3590	Arm (steering gear)	1	Pass	33-34
46 3590	Arm (steering gear)	1	Comm	33-34
48 3590	Arm (steering gear)	1	Pass, Comm	35-36
48 3590	Arm (steering gear)	1	(Comm 1942-47)(122" Truck 1940-47)	40-47
51 3590	Arm (steering gear)	1	Trucks	35-37
81T 3590	Arm (steering gear)-LHD	1	Trucks except 122" & COE	38-39
81W 3590-B	Arm (steering gear)-LHD	1	COE	38-47
01T 3590	Arm (steering gear)-LHD	1	Trucks except 122" & COE	40-47
11A 3590-A	Arm (steering gear)	1	(Pass, Comm 1937-41)(122" Truck 1938-39)	37-41
11A 3590-C	Arm (steering gear)-LHD-drag link end straight	1	Pass, Comm	41
21A 3590-B	Arm (steering gear)-LHD	1	Pass	42-48
	351153-S Nut (steering arm)-7/8"-14	1	(Pass, Comm 1932-35)(Trucks except 122" 1932-47)	32-47
	351155-S Nut-castle (steering arm)-7/8"-14	1	(Pass 1935-48)(Comm, 122" Truck 1935-47)	35-48
	34814-S Lockwasher-7/8"			
	72089-S Cotter pin-1/8" x 1 3/4"			
48 3591	Oil seal (steering gear housing cover)-leather type	1	(Pass 1935-48)(Comm, 122" Truck 1935-47)	35-48
81T 3591	Oil seal (steering gear housing)	1	Trucks except 122"	38-47
40 3592	Gasket (steering gear housing end plate)	1	(Pass, Comm 1933-36)(Trucks 1935-37)	33-37
B 3593-A	Gasket (steering gear housing cap)-upper-.002" thick	As Req'd	(Pass 1932-48)(Comm, 122" Truck 1932-47)	32-48
B 3593-B	Gasket (steering gear housing cap)-upper-.005" thick -replaced by 2-B 3593-A	As Req'd	(Pass 1932-48)(Comm, 122" Truck 1932-47)	32-48



CHASSIS PARTS CATALOGUE

PART NUMBER	PART NAME	NO. REQ'D	MODEL	YEAR 19
B 3593-C	Gasket (steering gear housing cap)-upper-.010" thick	As Req'd	(Pass 1932-48)(Comm, 122" Truck 1932-47)	32-48
B 3593-D	Gasket (steering gear housing cap)-upper-.020" thick -replaced by 2-B 3593-C	As Req'd	(Pass 1932-48)(Comm, 122" Truck 1932-47)	32-48
BB 3594	Gasket (steering gear housing cap)-upper	1	Trucks	32-37
A 3595	Shim (steering shaft lower bearing)	1	Pass, Comm, Trucks	28-30
B 3595	Gasket (steering gear housing cap)-upper-.0025" thick	As Req'd	(Pass 1932-48)(Comm, 122" Truck 1932-47)	32-48
81T 3595	Gasket (steering gear housing end plate)-.002"-.003" thick	As Req'd	Trucks except 122"	38-47
40 3597	Tube and plate assy (steering gear oil retainer)	1	(Pass, Comm 1933-36)(Trucks 1935-37)	33-37
78 3597-B	Tube and plate assy (steering gear oil retainer)	1	(Pass, Comm 1937-39)(122" Truck 1938-39)	37-39
81T 3597-B	Tube and plate assy (steering gear oil retainer)	1	Trucks except 122"	38-42
01T 3597-B	Tube and plate assy (steering gear oil retainer)	1	Trucks except 122"	40-47
11A 3597	Tube and plate assy (steering gear oil retainer)	1	(Pass 1940-48)(Comm, 122" Truck 1940-47)	40-48
	24347-S8 Bolt (tube and plate assy)- 5/16"-24 x 3/4"	4	(Pass 1933-48)(Comm, 1933-47)(Trucks 1938-47)	33-48
	34941-S2 Washer-5/16"			
48 3598	Retainer (steering gear housing cover oil seal)- use with B-3582	1	Pass, Comm	35
+68 3598	Spacer (steering worm sector bearing)	1	Pass, Comm	36
A 3600-A	Wheel assy (steering)	1	Pass, Comm, Trucks	28-29
A 3600-B	Wheel assy (steering)-for 2 tooth sector steering gear	1	Pass, Comm, Trucks	29
A 3600-C2	Wheel assy (steering)	1	Pass, Comm, Trucks	30
A 3600-E	Wheel assy (steering)-rubber	1	Pass, Comm, Trucks	30-31
B 3600-A	Wheel assy (steering)	1	Pass, Comm	32
BB 3600-B1	Wheel assy (steering)-rubber	1	Trucks	32-37
BB 3600-B2	Wheel assy (steering)-aceto butyrate	1	Trucks	32-37
40 3600-A	Wheel assy (steering)-rubber	1	Pass, Comm	33-34
68 3600-A	Wheel assy (steering)-rubber	1	Pass, Comm	35-36
78 3600-C	Wheel assy (steering)-steel spoke-Brown	1	Pass DeLuxe, Station Wagon	37-39
81A 3600-A	Wheel assy (steering)-Zephyr Beige	1	(Pass Std 1937-39)(Comm, 122" Truck 1938-39)	37-39
81T 3600-A	Wheel assy (steering)	1	Trucks except 122"	38-39
01A 3600-B	Wheel assy (steering)	1	(Pass 1940)(Comm, 122" Truck 1940-42) (Except sedan delivery 1941)	40-42
01C 3600-A	Wheel assy (steering)	1	Comm, 122" Truck	40-47
01T 3600-A	Wheel assy (steering)	1	Trucks except 122"	40-47
11A 3600-C3	Wheel assy (steering)-aceto butyrate-replaced by 6A 3600-B	1	Pass (except Super DeLuxe 1942)	41-42
11A 3600-C4	Wheel assy (steering)-aceto butyrate-replaced by 6A 3600-B	1	Pass (except Super DeLuxe 1942)	41-42
21A 3600-B	Wheel assy (steering)-rubber-replaced by 6A 3600-B	1	Pass (except Super DeLuxe 1942)	41-42
29A 3600-A	Wheel assy (steering)-aceto butyrate	1	Pass Super DeLuxe	42
51A 3600-B	Wheel assy (steering)-rubber-use with Blue Gray interior finish-replaced by 6A 3600-B	1	Pass Super DeLuxe	46-48
51A 3600-C	Wheel assy (steering)-rubber-use with Brown interior finish-replaced by 6A 3600-B	1	Pass DeLuxe	46-48

+ No Longer Supplied



CHASSIS PARTS CATALOGUE

PART NUMBER	PART NAME	NO. REQ'D	MODEL	YEAR 19__
6A 3600-A	Wheel assy (steering)	1	Pass DeLuxe	47-48
6A 3600-B	Wheel assy (steering)	1	Pass (Except Super DeLuxe 1942)	41-48
	33947-S2 Nut (steering wheel) -5/8"-18-check	1	(Pass,Comm 1928-41)(122" Truck 1938-39)	28-41
	350983-S Nut (steering wheel) -5/8"-18	1	(Pass 1942-48)(Comm 1942-47)(Trucks 1940-47)	40-48
B 3609	Key (steering wheel)	1	(Pass 1928-48)(Comm,Trucks 1929-47)	28-48
A 3616-B	Handle and horn switch assy (lighting switch)- 47 7/8" long	1	Pass,Comm,Trucks	28-29
A 3616-C	Handle and horn switch assy (lighting switch)- 45 1/8" long	1	Pass,Comm,Trucks	29
	351377-S7 Washer (lighting switch handle) -3/8"	1	Pass,Comm,Trucks	28-29
A 3616-F	Handle and horn switch assy (lighting switch)- 46 1/8" long	1	Pass,Comm,Trucks	30
A 3616-G	Handle and horn switch assy (lighting switch)- 46 1/8" long	1	Pass,Comm,Trucks	30
A 3616-H	Handle and horn switch assy (lighting switch)- 46 1/8" long	1	Pass,Comm,Trucks	30-31
B 3616	Handle and horn switch assy (lighting switch)-LHD	1	Pass,Comm	32
BB 3616	Handle and horn switch assy (lighting switch)	1	Trucks	32-34
40 3616-A	Handle and horn switch assy (lighting switch)-tube 43.55" long	1	Pass,Comm	33
+40 3616-B	Handle and horn switch assy (lighting switch)-tube 43.81" long	1	Pass,Comm	33-34
51 3616	Handle and horn switch assy (lighting switch)	1	Trucks	35-37
78 3616-A	Handle and horn switch assy (lighting switch)-Black	1	(Pass & Comm 1935-37)(COE 1938-39)	35-39
81A 3616	Handle and horn switch assy (lighting switch)- Zephyr Beige	1	Pass-Std,Comm	38-39
81T 3616	Handle and horn switch assy (lighting switch)	1	Trucks except 122" & COE	38-39
82Y 3616	Handle and horn switch assy (lighting switch)	1	122" Truck	38-39
91A 3616	Handle and horn switch assy (lighting switch)-Cameo Gray	1	Pass DeLuxe	39
01A 3626	Spring (horn button)	1	(Pass 1940)(Comm,Trucks 1940-47)	40-47
11A 3626-A	Spring (horn button)	1	Pass (except Super DeLuxe)	41
11A 3626-B	Spring (horn button)	1	(Pass Super DeLuxe 1941)(Pass except Super DeLuxe 1942-48)	41-48
21A 3626	Spring (horn button)	1	Pass Super DeLuxe	42-48
11A 3627-A	Button assy (horn)	1	Pass (except Super DeLuxe)	41
11C 3627-A	Button (horn)	1	(Pass 1940)(Comm,Trucks 1940-47)	40-47
21A 3627-A	Button and ring assy (horn)-replaced by 6A-3627-B	1	Pass Super DeLuxe	41-42
21A 3627-B	Button assy (horn)-replaced by 6A-3627-A	1	Pass (except Super DeLuxe)	42
51A 3627-A	Button assy (horn)-replaced by 6A-3627-A	1	Pass DeLuxe	46
51A 3627-B	Button and ring assy(horn)-Blue-Gray interior finish -replaced by 6A-3627-B	1	Pass Super DeLuxe except 71,76,79B	46
51A 3627-C	Button and ring assy (horn)-Brown interior finish- replaced by 6A-3627-B	1	Pass Super DeLuxe & 71,76,79B	46
6A 3627-A	Button assy (horn)	1	Pass DeLuxe	42-48
6A 3627-B	Button and ring assy (horn)	1	Pass Super DeLuxe	41-48
B 3639	Insulator (horn wire terminal)-lower	1	Pass,Comm,Trucks	28-39
B 3642	Spring (lighting switch operating spider)	1	Pass,Comm,Trucks	28-39
B 3643	Spider (lighting switch operating)	1	Pass,Comm,Trucks	28-39
B 3644	Retainer (lighting switch operating spider)	1	Pass,Comm,Trucks	28-39

+ No Longer Supplied



CHASSIS PARTS CATALOGUE

PART NUMBER	PART NAME	NO. REQ'D	MODEL	YEAR
11A 3645	Plate (horn button index)	1	(Pass 1941)(Pass Super DeLuxe 1942-48)	41-48
	356342-S Washer (plate to horn button insulating)-step type-.17"dia.	3	(Pass 1941)(Pass Super DeLuxe 1942-48)	41-48
21A 3645	Plate (horn button index)	1	(Pass 1941)(Pass DeLuxe 1942-48)	41-48
B 3647 B	Bail (steering gear lighting switch)	1	Pass,Comm,Trucks	28-35
+48 3647	Bail (steering gear lighting switch)-use with B-11655-B with depressions	1	(Pass,Comm 1935-36)(Trucks 1935-37)	35-37
78 3647-A	Bail (steering gear lighting switch)	1	(Pass,Comm 1937-39)(Trucks 1938-39)	37-39
11A 3658-A	Brace (steering column bracket to windshield opening reinforcement)-LHD	1	Pass	41-48
	351370-S2 Washer (ignition lock bolt to belt rail panel anti squeak)-5/16"	2	All Chassis except COE	41-44
01A 3671	Switch and contact wire (horn button)-overall length 62"	1	(Pass 1940)(Comm,Trucks 1940-47)	40-47
11A 3672-A	Insulator (horn button)-rubber	1	(Pass Super DeLuxe 1941-48)(Special Pass 1941)	41-48
11A 3672-B	Insulator (horn button)-rubber	1	Pass DeLuxe	41
+B 3676	Lock assy (steering and ignition)-less cylinder and keys	1	(Pass,Comm 1932)(Trucks 1932-34)	32-34
+40 3676	Lock assy (steering and ignition)-less cylinder and keys	1	Pass	33-34
46 3676	Lock assy (steering and ignition)-less cylinder and keys	1	Comm	33-34
68 3676-B	Lock assy (steering and ignition)-less cylinder and keys-Brown	1	Pass,Comm	35-37
78 3676-A	Lock assy (steering and ignition)-less cylinder and keys-Black	1	Pass	37
79 3676	Lock assy (steering and ignition)-less cylinder and keys	1	Trucks	35-37
	20357-S2 Bolt (lock to finish panel)-5/16"-24 x 13/16"	2	Pass,Comm,Trucks	33-37
	34846-S2 Lockwasher-5/16"			
	355168-S2 Screw & lockwasher (ignition lock wire loom)-No.12-24 x 3/8"	1	Trucks	35-37
	34804-S8 Lockwasher (ignition lock)-No.12	1	Trucks	35-37
81A 3676	Lock assy (steering and ignition)-less cylinder and keys-Zephyr Beige	1	Pass	38-39
81C 3676	Lock assy (steering and ignition)-less cylinder and keys-Black	1	Comm,122" Truck	38-39
81T 3676	Lock assy (steering and ignition)-less cylinder and keys	1	Trucks except 122" & COE	38-39
01A 3676-A	Lock assy (steering and ignition)-less cylinder and keys	1	Pass	40
01C 3676-A	Lock assy (steering and ignition)-less cylinder and keys	1	Comm,122" Truck (except Sedan Delivery 1941)	40-47
11C 3676-B	Lock assy (steering and ignition)-less cylinder and keys	1	Sedan Delivery	41
21A 3676-A	Lock assy (steering and ignition)-less cylinder and keys-replaced by 6A-3678-F & 6A-11572-A	1	Pass	41-42

+ No Longer Supplied



CHASSIS PARTS CATALOGUE

PART NUMBER	PART NAME	NO. REQ'D	MODEL	YEAR 19
2IT 3676	Lock assy (steering and ignition)-less cylinder and keys	1	Trucks except 122" & COE	40-47
21W 3676	Lock assy (steering and ignition)-LED	1	COE	38-47
	24427-S7 Bolt (lock to instrument panel) 5/16"-24 x 1 1/4"	2	COE	38-47
	351339-AS Washer (steering and ignition lock shim)-5/16"	2	Pass, Comm, 122" Truck	39-42
51A 3676-A	Lock assy (steering and ignition)-less cylinder and keys-Brown interior finish-replaced by 6A-3678-F & 6A-11572-A	1	Pass	46-48
51A 3676-B	Lock assy (steering and ignition)-less cylinder and keys-Blue-Grey interior finish-replaced by 6A-3678-F & 6A-11572-A	1	Pass	46-48
6A 3676-A	Lock assy (steering and ignition)-less cylinder and keys-replaced by 6A-3678-F & 6A-11572-A	1	Pass DeLuxe	47-48
6A 3676-B	Lock assy (steering and ignition)-less cylinder and keys-replaced by 6A-3678-F & 6A-11572-A	1	Pass Super DeLuxe	47-48
6A 3678-C	Bracket (steering column)-Light Tan-replaced by 6A-3678-F	1	Sportsman Coupe, Convertible Club Coupe,	47-48
6A 3678-D	Bracket (steering column)-Brown-replaced by 6A-3678-F	1	Pass DeLuxe	47-48
6A 3678-E	Bracket (steering column)-Gray Metallic-replaced by 6A-3678-F	1	Pass Super DeLuxe except Sportsman Coupe, Convertible Club Coupe, Station Wagon	47-48
6A 3678-F	Bracket (steering column)-prime	1	Pass	41-48
	48-15021 Bulb (ignition lock light)	1	Pass	41-48
	51A-7022050 Cylinder and key set (door and ignition lock)	1	Pass, Sedan Delivery, Station Wagon	46-48
	24387-S7 Bolt (lock to finish panel)- 5/16"-24 x 1"	2	(Pass 1938-48)(Comm, Trucks, except COE 1938-47)	38-48
	33798-S8 Nut-5/16"-24			
	34846-S2 Lockwasher-5/16"			
	44722-S8 Washer-5/16"	4	(Pass 1938-48)(Comm, Trucks 1938-47)	38-48
11A 3680	Switch (ignition)	1	Pass	41-48
2IT 3681	Adapter (steering and ignition lock)-used with 21A-3676-A on Truck	1	Trucks	42-44
+40 3682	Shim (steering and ignition lock)	1	Sedan Delivery, Station Wagon	33-34
48 3682-A	Shim (steering and ignition lock)	1	(Pass 1932-37)(Comm, 122" Truck 1932-47) (except Sedan Delivery 1941)(Trucks 1932-34)	32-47
81A 3682	Shim (steering and ignition lock)-lower	1	Pass	38-39
+8IT 3682-A	Shim (steering and ignition lock)	1	Trucks except 122"	35-47
01A 3682-A	Shim (steering and ignition lock)	2	(Pass 1940)(Sedan Delivery 1941)	40-41
11A 3682-A	Shim (steering and ignition lock)	1	Pass	41-48
91A 3685	Key (steering and ignition lock)	1	(Pass 1932-48)(Comm, Trucks 1932-47)	32-48
91A 3685	Key (spare wheel and tire lock)		Refer to 18305	
B 3686	Cylinder and keys (steering and ignition lock)	1	Pass, Comm, Trucks	32-35
91A 3686-A	Cylinder and keys (steering and ignition lock)-with 5/32" diameter pin hole	1	(Pass 1935-48)(Comm 1935-47)(Trucks 1934-47)	34-48
6A 3687-A	Lock set-with keys-contains ignition lock on dash and 2 door locks-replaced by 6A-7022050-A	1	Pass except Station Wagon, Convertible Coupe, Sportsman Coupe and Sedan Delivery	47-48
11A 3689-A	Lock set-with keys-contains 1 lock for luggage compartment, 1 lock for glove compartment	1	(Pass 1941 LED)(Pass 1942-48 RHD)	41-48
21A 3689-B	Lock set-with keys-contains 2 locks for tail gate, 1 lock for spare wheel, 1 lock for glove compartment	1	Station Wagon	42-48
51A 3689-A	Lock set-with keys-contains 1 lock for luggage compartment, 1 lock for glove compartment	1	Pass except Sedan Delivery and Station Wagon	42-48
11A 3690	Knob (ignition switch lever)	1	(Pass 1940-48)(Comm 1940-47)	40-48

+ No Longer Supplied



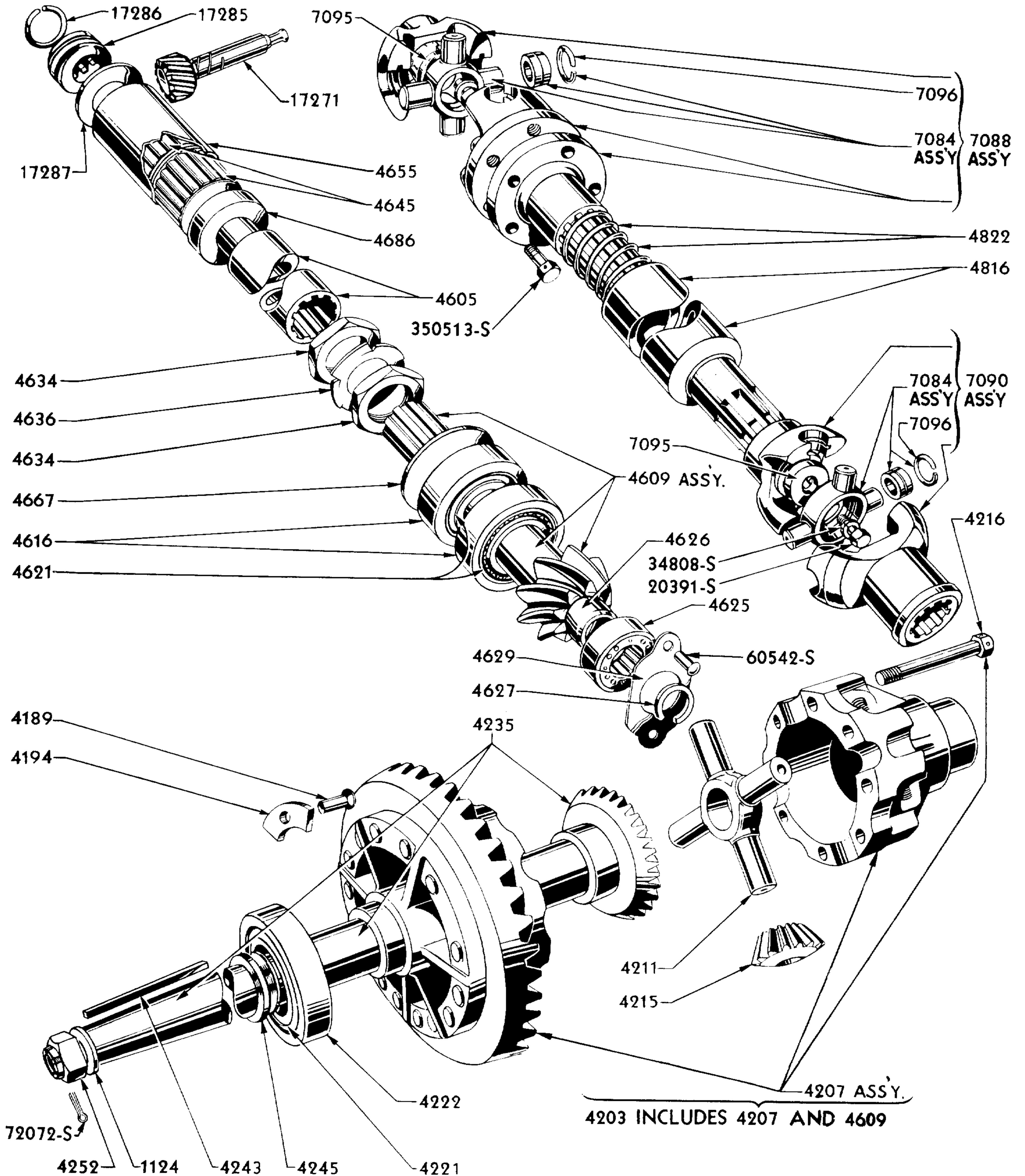
CHASSIS PARTS CATALOGUE

PART NUMBER	PART NAME	NO. REQ'D	MODEL	YEAR
B 3704	Body (steering and ignition lock switch)	1	Pass, Comm, Trucks	32-37
81A 3704	Body (steering and ignition lock switch)	1	(Pass 1938-40) (Comm, Trucks 1938-47)	38-47
09A 3704	Body (steering and ignition lock switch)	1	Pass	41-48
	24662-S Screw (lock switch body) -No. 8-32 x 3/4"	2	(Pass 1932-48) (Comm, Trucks 1932-47)	32-48
	350830-S Nut (lock switch terminal) -No. 8-32-round	3	(Pass 1932-48) (Comm, Trucks 1932-47)	32-48
	34802-S7 Lockwasher-No. 8			
	44710-S8 Washer-No. 8			
B 3709	Brush (steering and ignition lock switch)	1	Pass, Comm, Trucks	32-37
81A 3709	Brush (steering and ignition lock switch)	1	(Pass 1938-40) (Comm, Trucks 1938-47)	38-47
09A 3709	Brush (steering and ignition lock switch)-replaced by 11A-3680	1	Pass	41-48
+B 3712	Case (steering and ignition lock switch)	1	Pass, Comm, Trucks	32-37
81A 3712	Case (steering and ignition lock switch)	1	(Pass 1938-40) (Comm, Trucks 1938-47)	38-47
11A 3712	Case (steering and ignition lock switch)-replaced by 11A-3680	1	Pass	41-48
M 3720	Varnish (rot inhibitor)		Refer to Paints, Polishes, Cleaners, Etc. Group	
+51A 3728-C	Plate (steering and ignition lock information)	1	(Pass 1940-48) (Comm 1940)	40-48
	92031-S13 Screw-drive (ignition switch information plate) -No. 2-7 x 3/16"	2	(Pass 1940-48) (Comm 1940-47)	40-48
B 3729	Pin (steering and ignition lock cylinder retaining) - 5/32" dia. -.25" overall length	1	(Pass, Comm 1932-35) (Trucks 1932-37)	32-37
68 3729	Pin (steering and ignition lock cylinder retaining) - 5/32" dia. -.30" overall length	1	(Pass 1935-48) (Comm, Trucks 1935-47)	35-48
B 3731	Screw (lock twist off) -5/16" -24 x 1 7/16"	1 or 2	(Pass 1932-48) (Comm, Trucks 1932-47)	32-48
+40 3735	Lever (ignition switch)	1	Pass, Comm	33-34
	350131-S6 Screw (ignition switch lever) - No. 10 x 5/8" -one way	1	Pass, Comm	33-34
	34952-S7 Lockwasher-No. 10			
48 3736	Plate (switch lever retainer)	1	Pass, Comm, Trucks	35-37
B 3740-A	Screw (steering and ignition lock ball) -overall length 7/16"	1	(Pass 1936-48) (Comm, Trucks 1936-47)	36-48
	351351-S Lockwasher-5/16"			
B 3741	Spring (steering and ignition lock ball)	1	(Pass 1936-48) (Comm, Trucks 1936-47)	36-48
	353080-S Ball (steering and ignition lock) -3/16"	1	(Pass 1936-48) (Comm, Trucks 1936-47)	36-48
11A 3743	Pin (steering and ignition lock retaining) -overall length .45"	1	Pass	41-48

+ No Longer Supplied



CHASSIS PARTS CATALOGUE

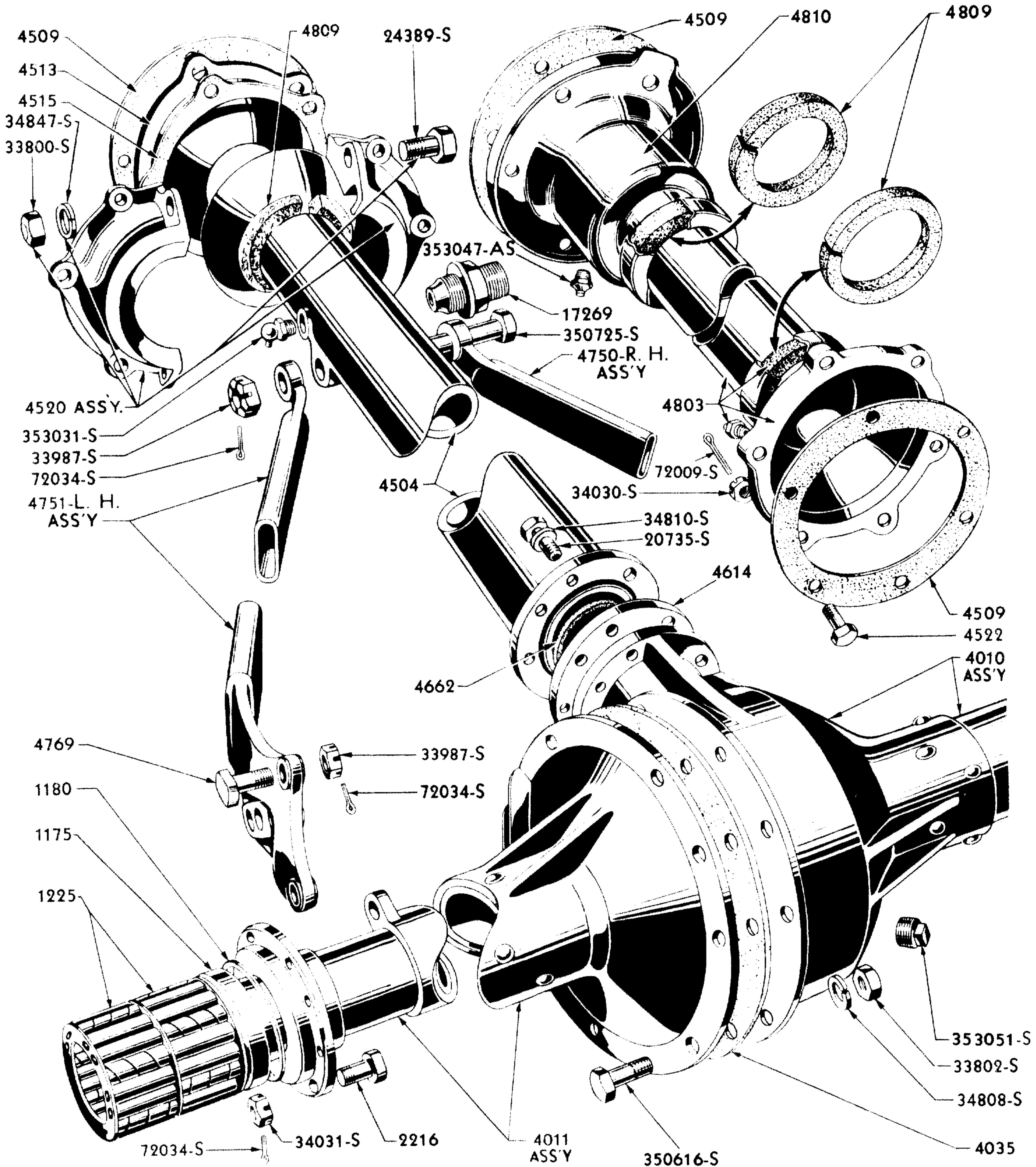


1932-34 TRUCK CONVENTIONAL REAR AXLE (SEMI-FLOATING)

Basic numbers only shown on illustration. Order by Part Numbers shown in list of parts.

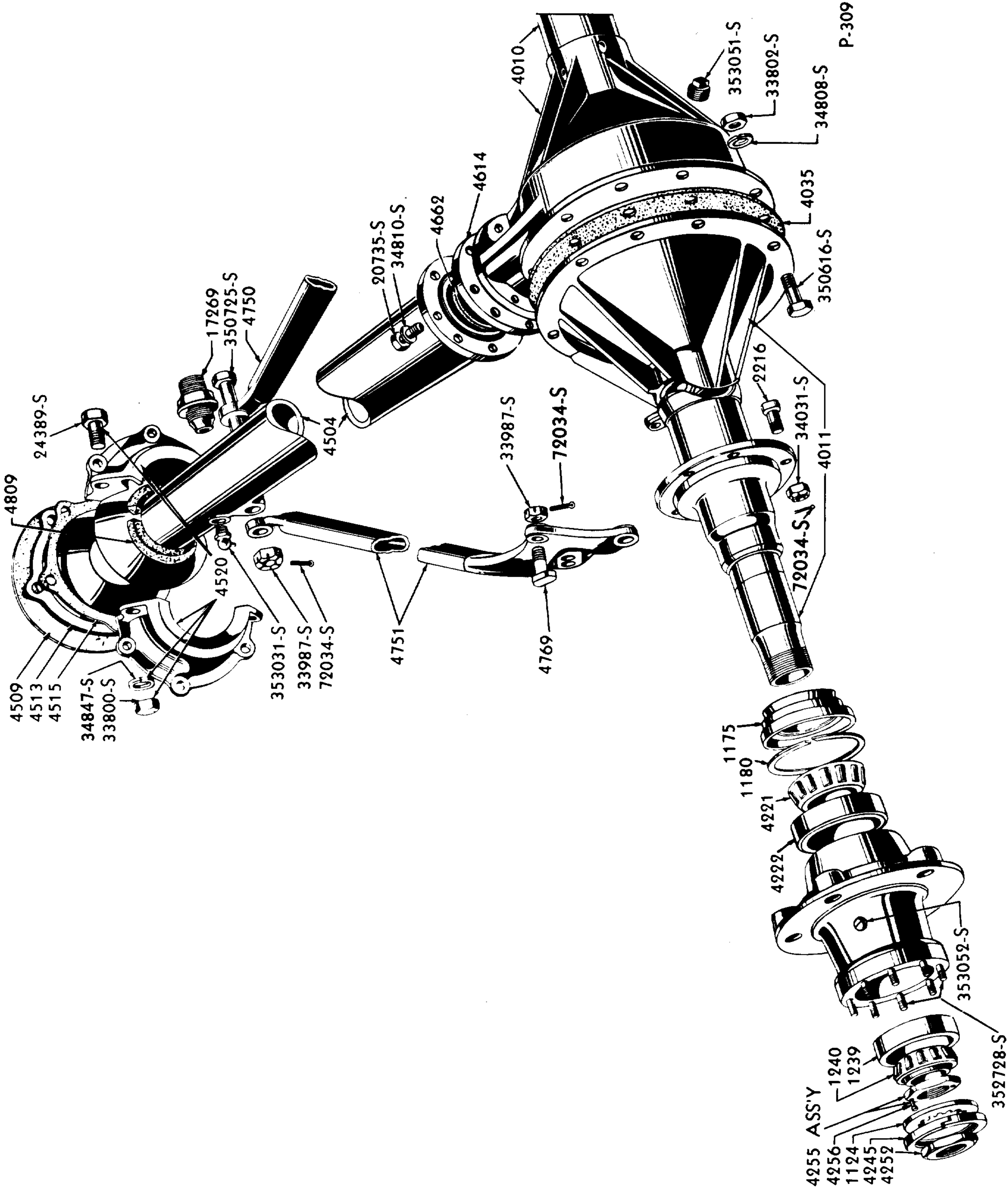


CHASSIS PARTS CATALOGUE



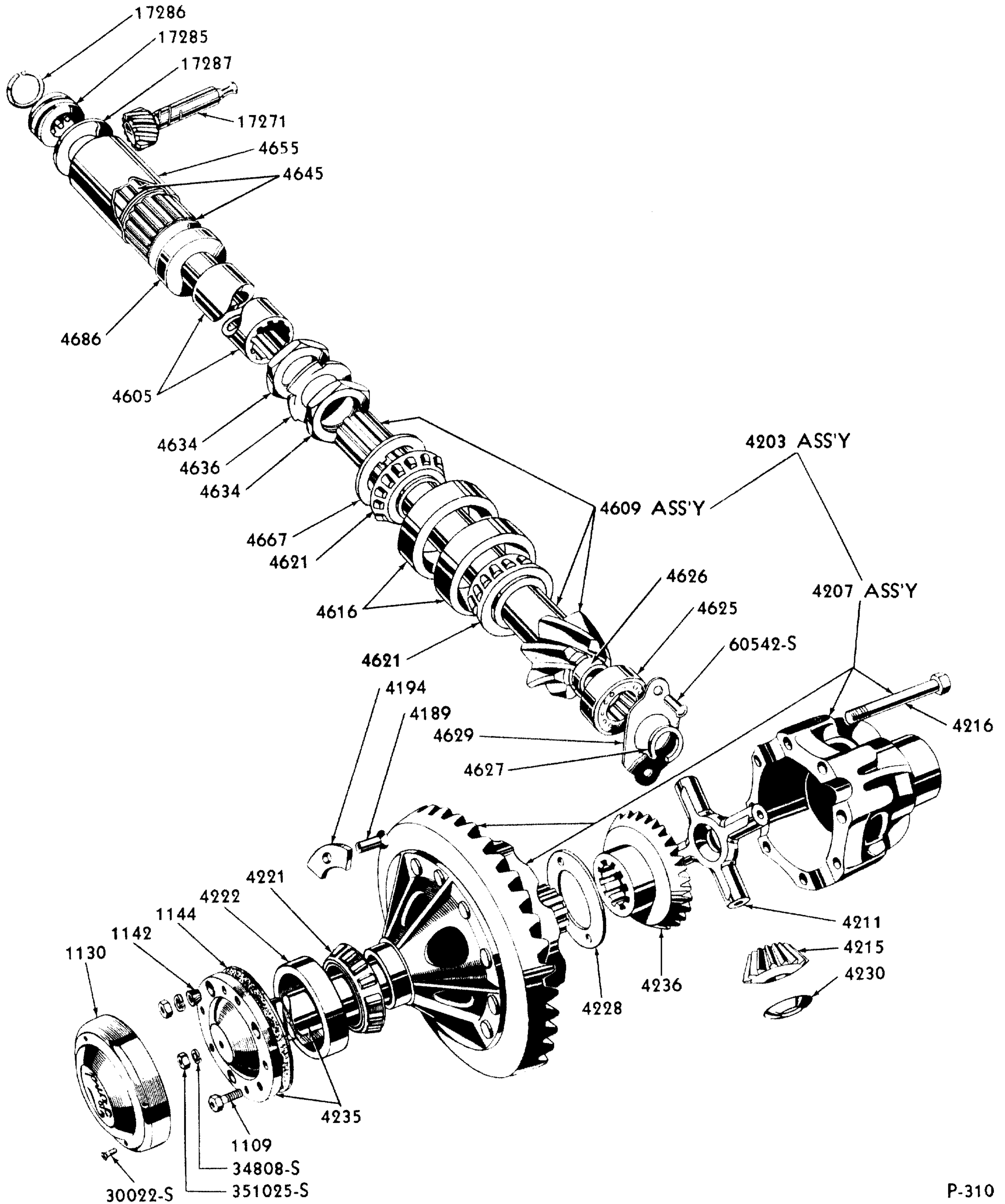
1932-34 TRUCK CONVENTIONAL REAR AXLE (SEMI-FLOATING)

Basic numbers only shown on illustration. Order by Part Numbers shown in list of parts.



1934-39 TRUCK CONVENTIONAL REAR AXLE (FULL-FLOATING)

Basic numbers only shown on illustration. Order by Part Numbers shown in list of parts.

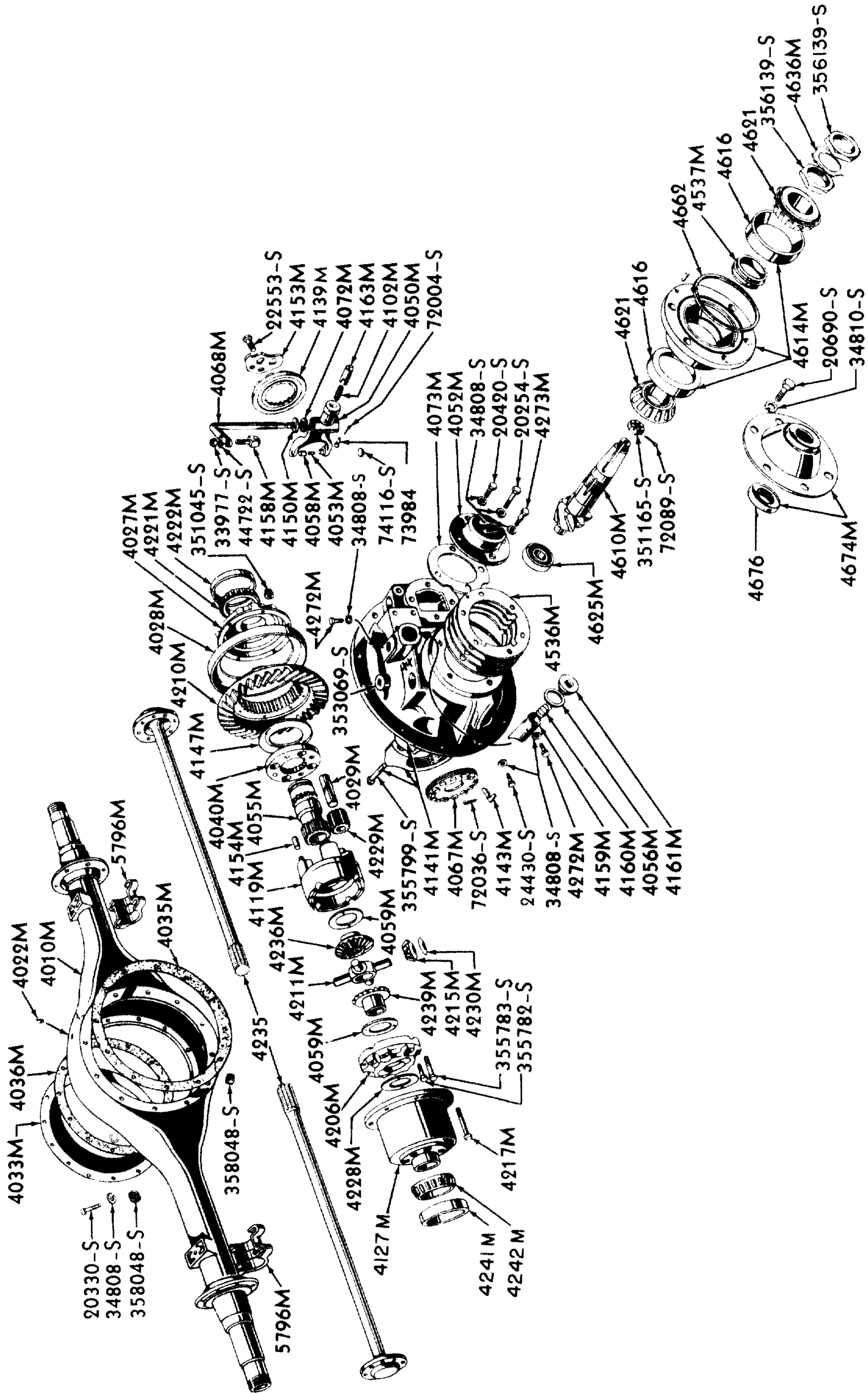


1934-39 TRUCK CONVENTIONAL REAR AXLE (FULL-FLOATING)

Basic numbers only shown on illustration. Order by Part Numbers shown in list of parts.



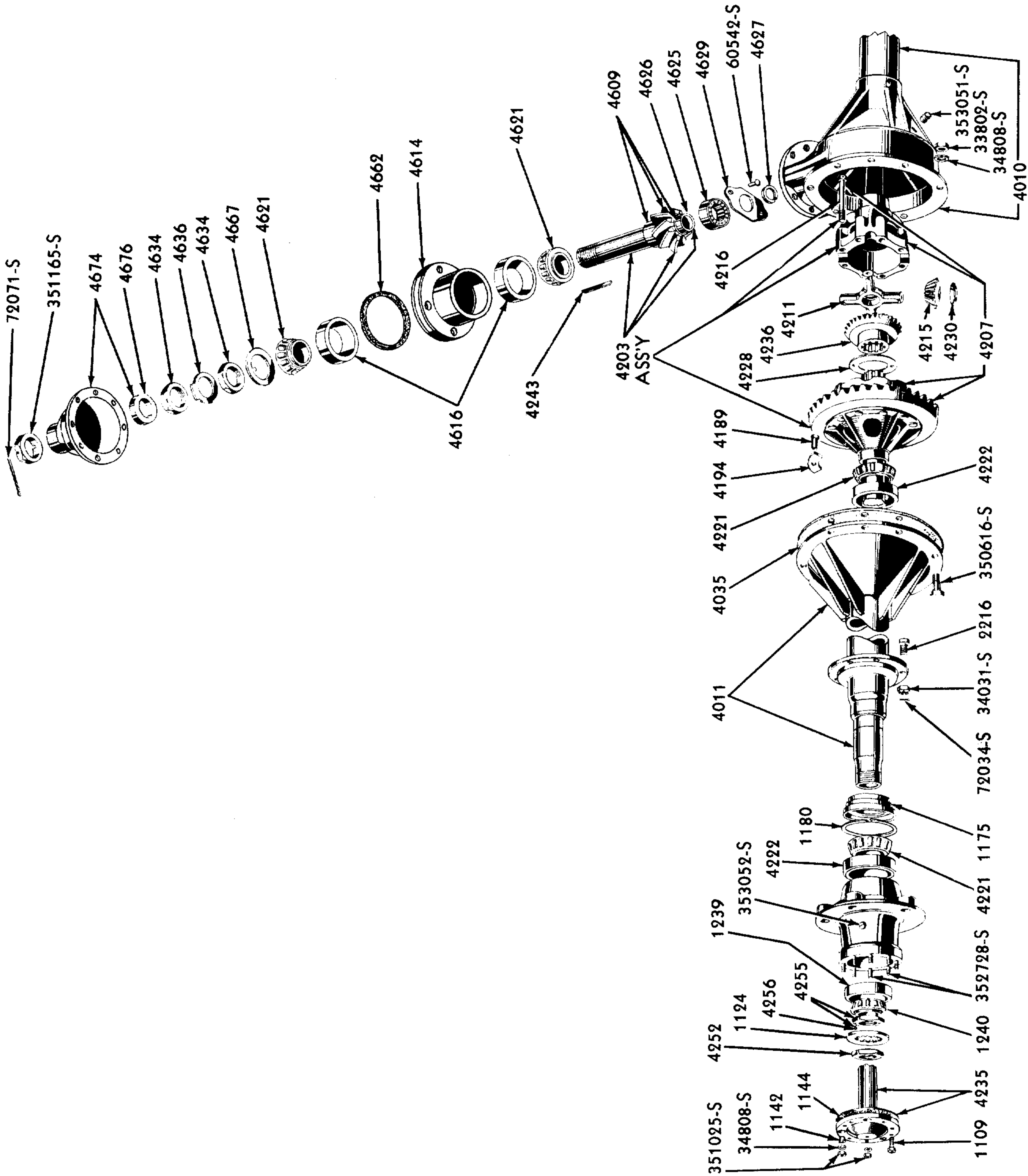
CHASSIS PARTS CATALOGUE



P-69

1940-17 TRUCK TWO SPEED REAR AXLE

Basic numbers only shown on illustration. Order by Part Numbers shown in list of parts.



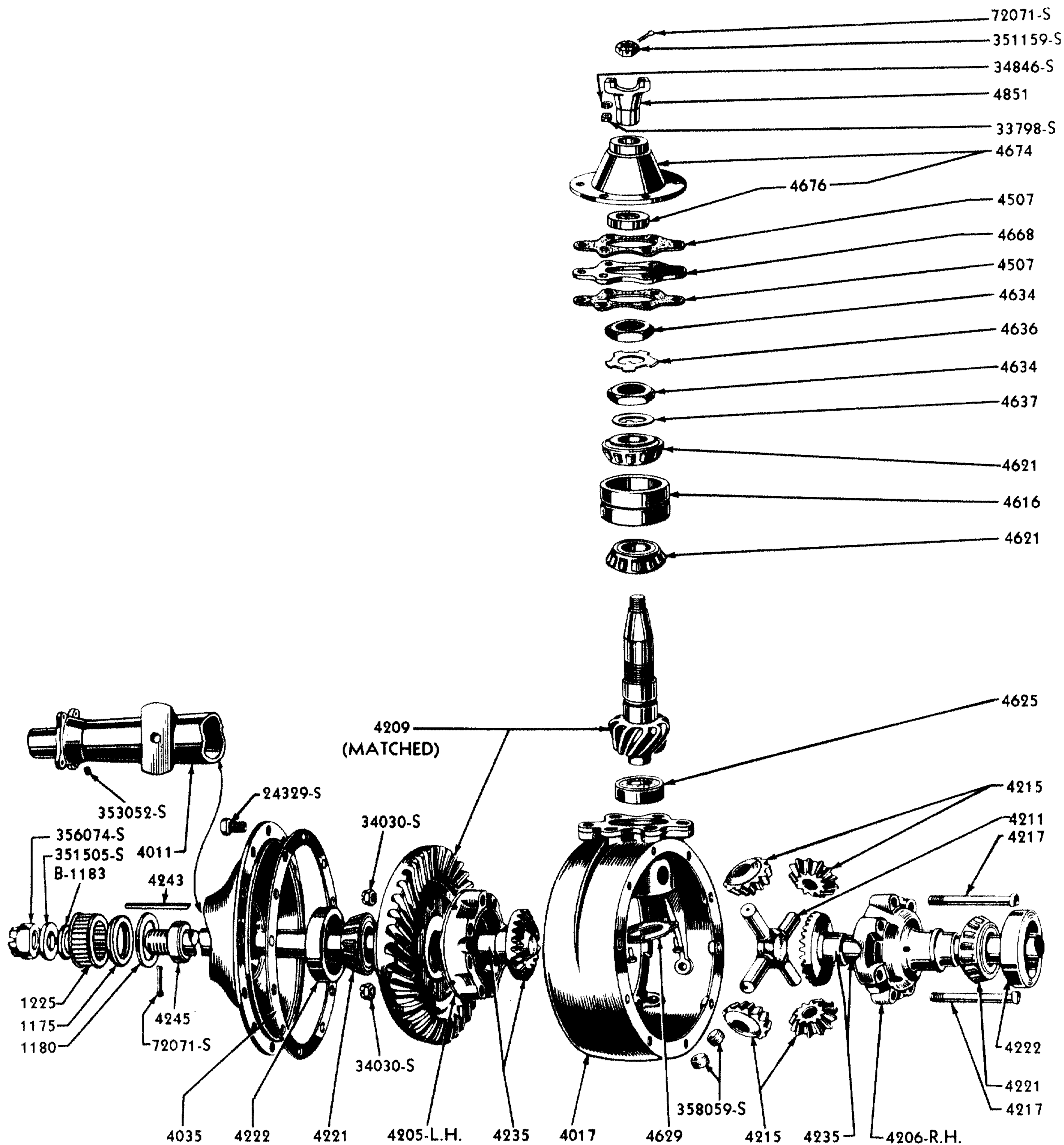
P-453

1940-47 TRUCK CONVENTIONAL REAR AXLE

Basic numbers only shown on illustration. Order by Part Numbers shown in list of parts.



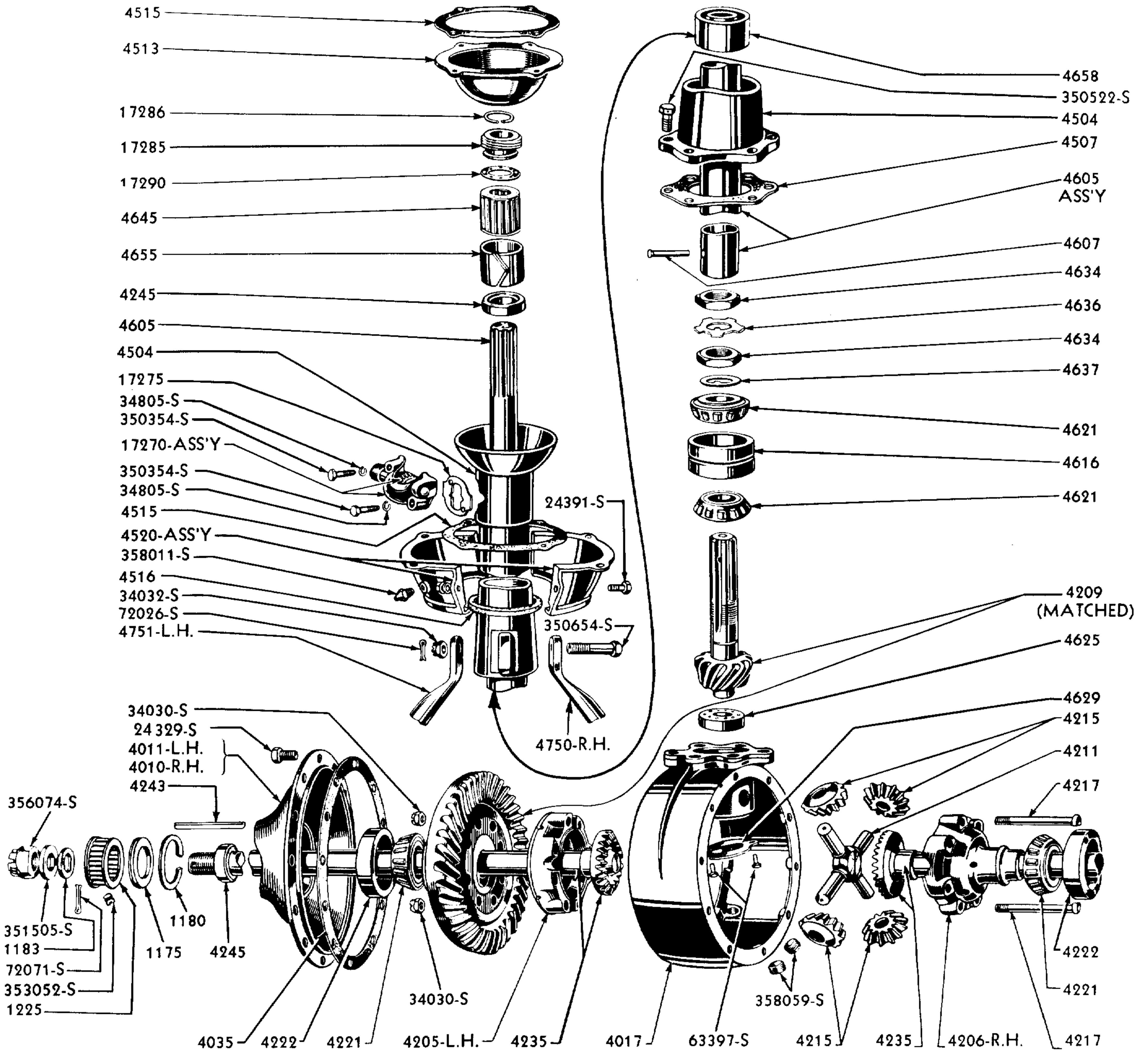
CHASSIS PARTS CATALOGUE



P-797

1942-47 COMMERCIAL REAR AXLE

Basic numbers only shown on illustration. Order by Part Numbers shown in list of parts.

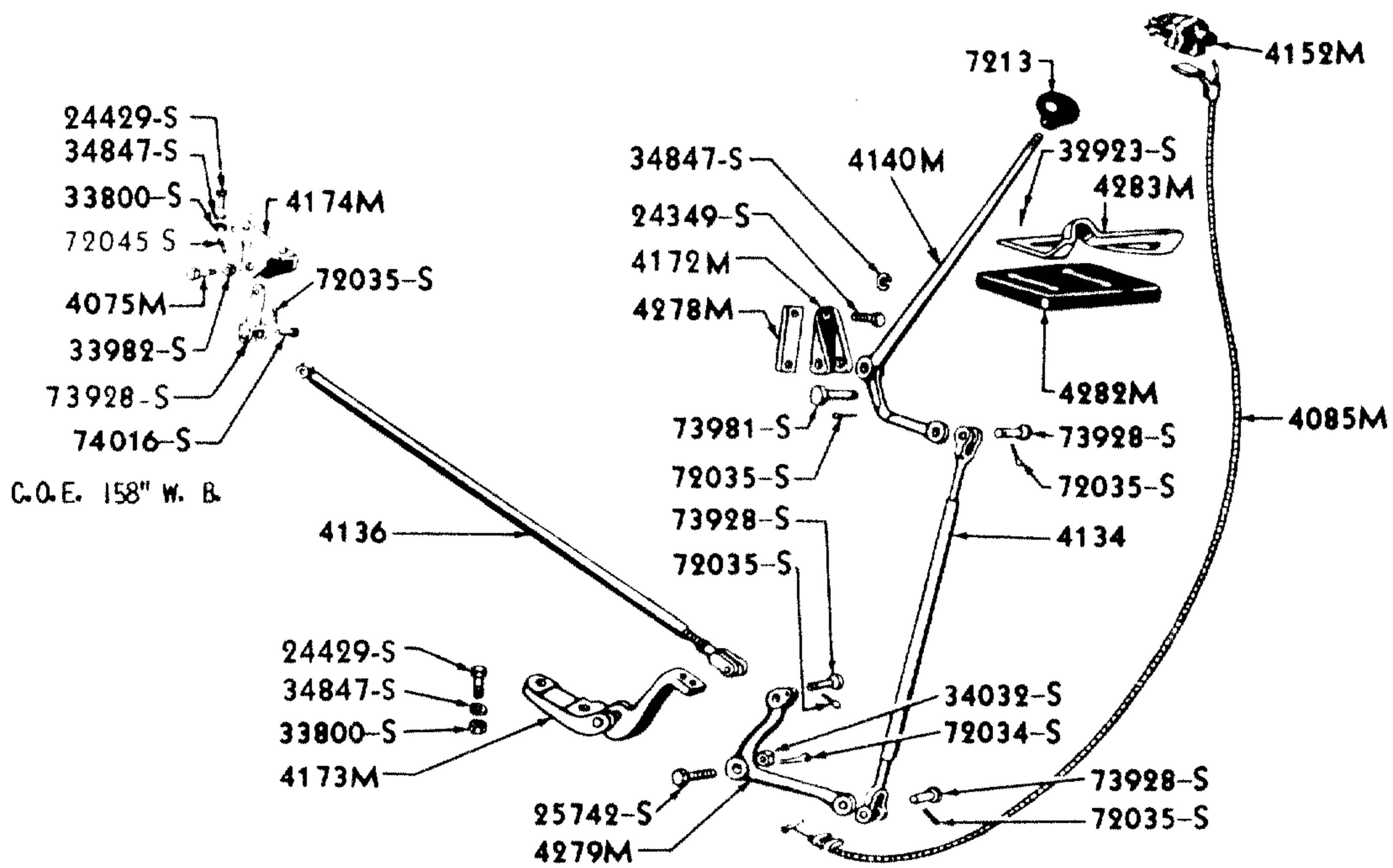
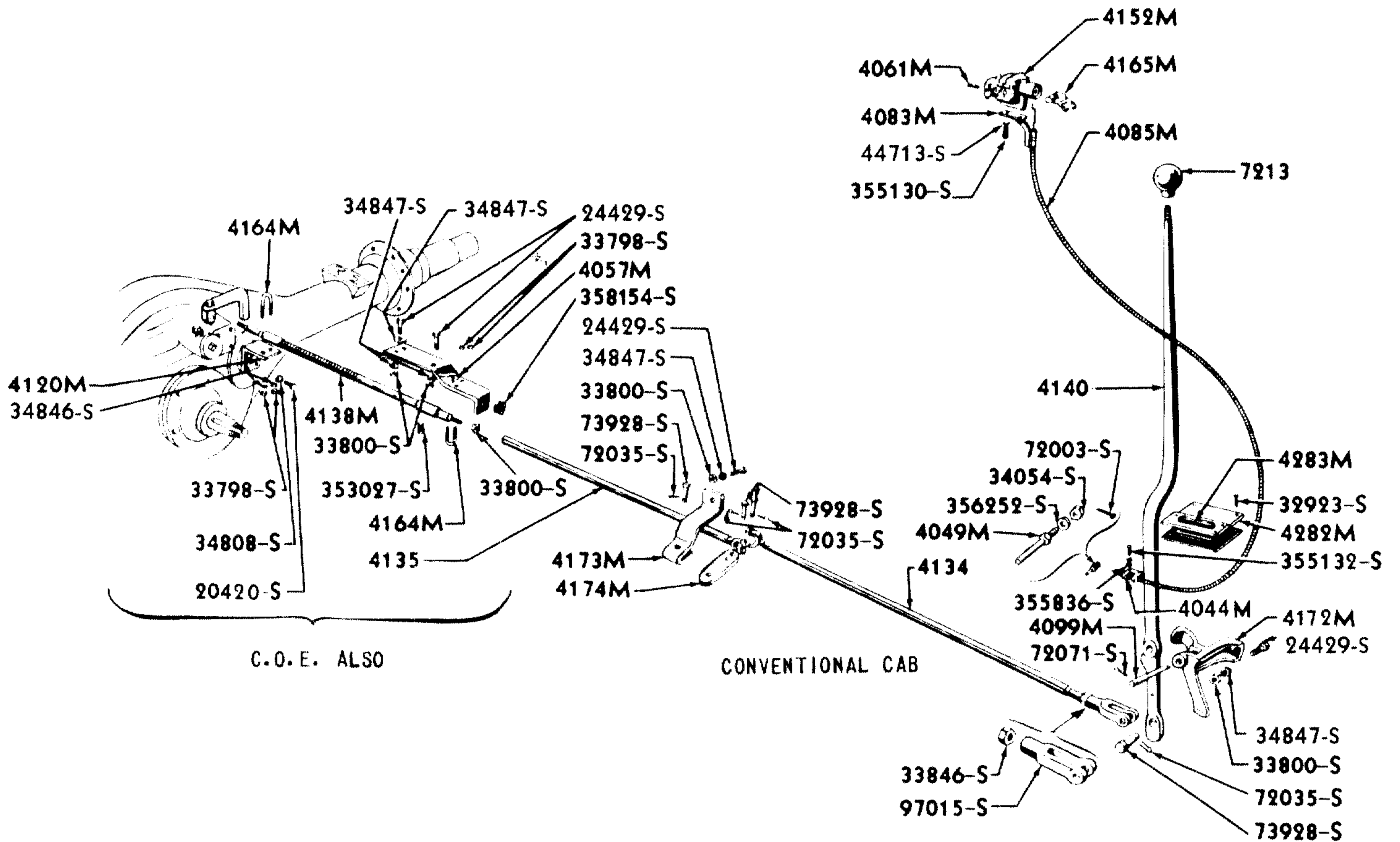


P-638

1935-48 PASSENGER AND 1935-41 COMMERCIAL REAR AXLE

Basic numbers only shown on illustration. Order by Part Numbers shown in list of parts.

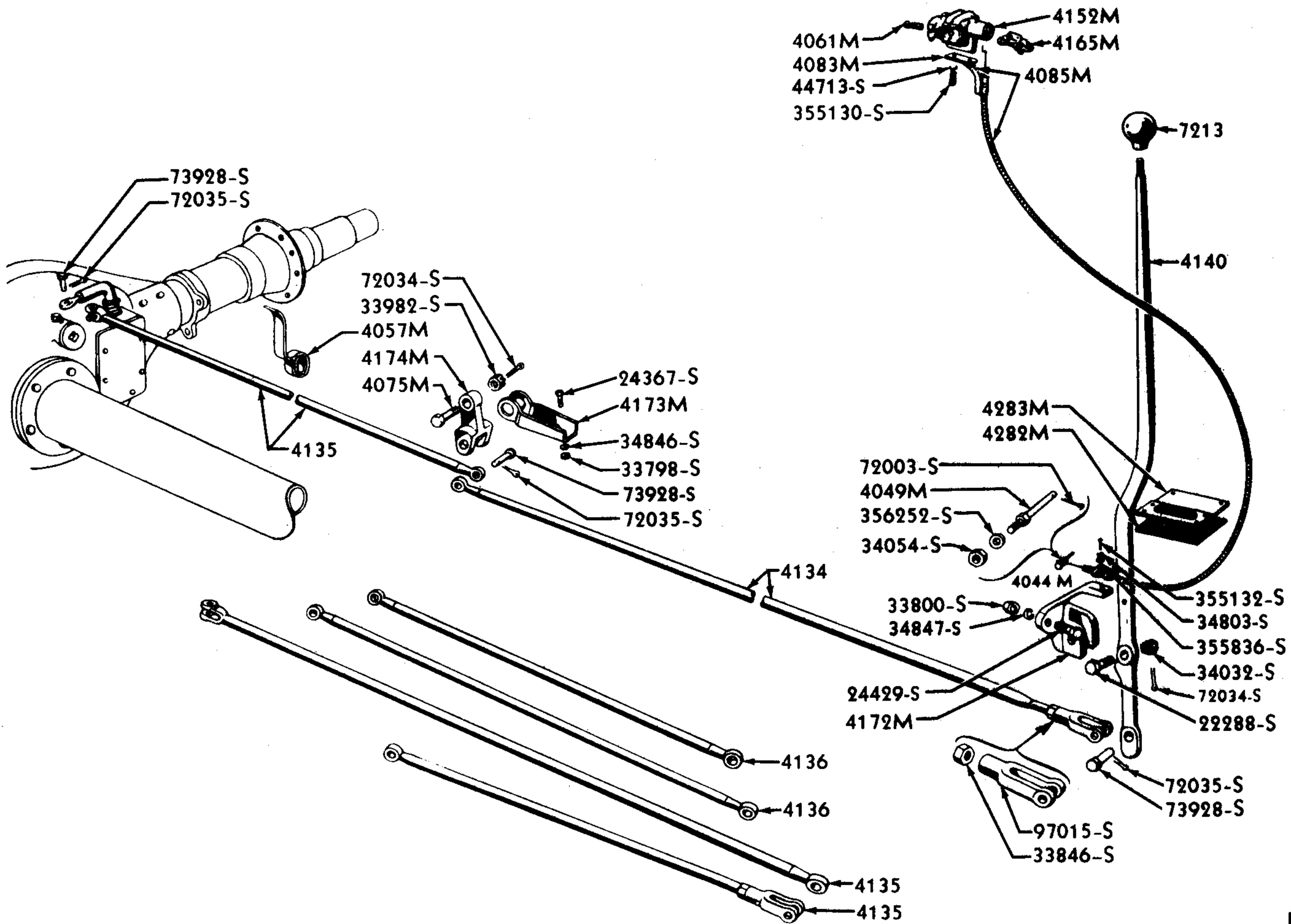
CHASSIS PARTS CATALOGUE



P-100

1940-44 TRUCK TWO SPEED REAR AXLE CONTROLS

Basic numbers only shown on illustration. Order by Part Numbers shown in list of parts.



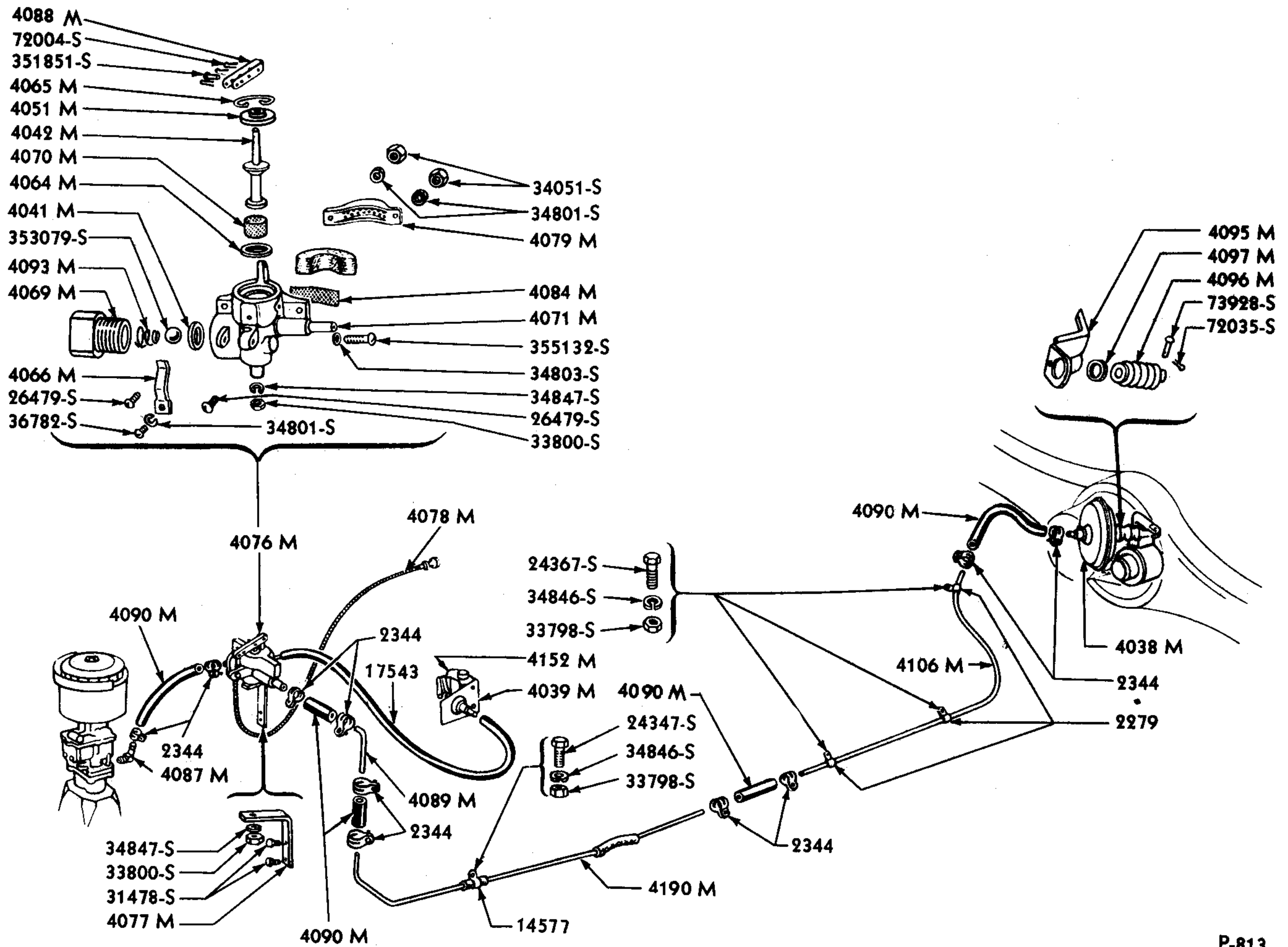
P68

1938-39 TRUCK TWO SPEED REAR AXLE CONTROLS
Basic numbers only shown on illustration. Order by Part Numbers shown in list of parts.

PART NUMBER	PART NAME	NO. REQ'D	MODEL	YEAR
Rear Axle				
●59T 4006M	Axle assy (rear)-less wheels,hubs,drums,brakes & shafts-service details	1	Trucks except 122"	45-47
●59T 4007M-B	Kit (vacuum shift parts)-for installing 2 speed rear axle-service details	1	Trucks except 122"	45-47
A 4010-B	Housing assy (rear axle)	2	Pass	28-31
AA 4010-F	Housing assy (rear axle)-RH	1	Trucks	30-31
†B 4010	Housing assy (rear axle)-RH-radius rod bracket welded straight across tube	1	Pass,Comm	32
†EB 4010-A	Housing assy (rear axle)-RH	1	Trucks	32-34
BB 4010-B	Housing assy (rear axle)-RH	1	Trucks with full floating axle	34-37
†48 4010	Housing assy (rear axle)	2	Pass,Comm	35-36
68 4010	Housing assy (rear axle)-RH	1	(Pass 1937-40)(Comm 1937-41)	37-41
81T 4010-A	Housing assy (rear axle)-RH	1	Trucks except 122"	38-39
●81T 4010M	Housing & flange assy (rear axle) (E) 18910	1	Trucks except 122"	38-39
82Y 4010-B	Housing assy (rear axle)-RH	1	122" Truck	38
92Y 4010	Housing assy (rear axle)-RH	1	122" Truck	39
01T 4010-A	Housing assy (rear axle)-RH	1	Trucks except 122"	40-47
●01T 4010M	Housing & flange assy (rear axle) (E) 21082	1	Trucks except 122"	40-47
	●358048-S Plug (rear axle filler & drain)-3/4"pipe (E) 65x9	2	Trucks except 122"	38-47
01Y 4010	Housing assy (rear axle)-RH	1	122" Truck	40-41

● Two Speed Axle + No Longer Supplied

CHASSIS PARTS CATALOGUE



P-813

1945-47 TRUCK TWO SPEED REAR AXLE VACUUM CONTROLS

Basic numbers only shown on illustration. Order by Part Numbers shown in list of parts.

PART NUMBER	PART NAME	NO. REQ'D	MODEL	YEAR
11A 4010-B	Housing assy (rear axle)-RH	1	Pass	41
21C 4010	Housing assy (rear axle)-RH	1	Comm	42-47
21Y 4010	Housing assy (rear axle)-RH-replaced by 8Y-4010	1	122" Truck	42-47
51A 4010-A	Housing assy (rear axle)-RH-LHD	1	Pass	42-48
8Y 4010	Housing assy (rear axle)-RH	1	122" Truck	42-47
AA 4011-D	Housing assy (rear axle)-LH	1	Trucks	30-31
B 4011	Housing assy (rear axle)-LH-radius rod bracket welded straight across tube	1	Pass,Comm	32
BB 4011-A	Housing assy (rear axle)-LH	1	Trucks	32-34
BB 4011-B	Housing assy (rear axle)-LH	1	Trucks with full floating axle	34-37
68 4011	Housing assy (rear axle)-LH	1	(Pass 1937-40)(Comm 1937-41)	37-41
81T 4011-A	Housing assy (rear axle)-LH	1	Trucks except 122"	38-39
82Y 4011-B	Housing assy (rear axle)-LH	1	122" Truck	38
92Y 4011	Housing assy (rear axle)-LH	1	122" Truck	39
01T 4011-A	Housing assy (rear axle)-LH	1	Trucks except 122"	40-47
	350616-S Bolt (rear axle housing)-7/16"-20 x 1 3/4"	11	Trucks except 122"	30-47
	33802-S8 Nut-7/16"-20			
	34808-S8 Lockwasher-7/16"			
	353051-S Plug (rear axle filler & drain)-3/4" x 15/16"-pipe	2	Trucks	30-47



CHASSIS PARTS CATALOGUE

PART NUMBER	PART NAME	NO. REQ'D	MODEL	YEAR 19
01Y 4011	Housing assy (rear axle)-LH	1	122" Truck	40-41
11A 4011-B	Housing assy (rear axle)-LH	1	Pass	41
21C 4011	Housing assy (rear axle)-LH	1	Comm	42-47
21Y 4011	Housing assy (rear axle)-LH	1	122" Truck	42-47
	350545-S2 Bolt (rear axle housing)-3/8" - 24 x 1 1/2"	11	122" Truck	38-47
	33800-S8 Nut-3/8"-24			
	34847-S8 Lockwasher-3/8"			
51A 4011	Housing assy (rear axle)-LH-LHD	1	Pass	42-48
	24329-S8 Bolt (rear axle housing)-3/8" - 24 x 5/8"	20	(Pass 1928-48)(Comm 1928-47)	28-48
	358059-S Plug (rear axle filler & drain) -1/2" pipe	2	(Pass 1928-48)(Comm 1928-47)	28-48
	+357991-S Plug (rear axle drain)-magnetic -1/2"-pipe	1	(Pass 1936-48)(Comm 1936-47)	36-48
	353052-S5 Plug (rear wheel bearing lubricator hole)-1/8"	2	(Pass 1946-48)(Comm 1945-47)	45-48
	353047-AS7 Fitting (lubricator)	2	Pass,Comm	28-37
AA 4014-B	Housing assy (rear axle)-RH and LH-use with emergency brakes	2	Trucks with worm type rear axle	28-29
	22297-S2 Bolt (rear axle housing)-7/16" - 20 x 2 1/8"-end drilled	13	Trucks with worm type rear axle	28-29
	34031-S7 Nut-castle 7/16"-20			
	72035-S7-8 Cotter pin-1/8" x 1"			
	353051-S Plug (oil)-3/4" x 15/16"-pipe	1	Trucks with worm type rear axle	28-29
	353030-S7 Fitting (lubricator)	2	Trucks with worm type rear axle	28-29
48 4017	Housing (differential)-with bearing retainer & plugs	1	(Pass 1935-48)(Comm 1935-47)	35-48
BB 4020	Bushing (spring perch)-.57" I.D.-length 2.17"	2	(Pass,Comm-rear 1928-31)(Trucks-front-1930-34)	28-34
BB 4020	Bushing (front spring)-.57" I.D.-length 2.17"	2	Truck (refer to 59T 5310)	30-34
BB 4020	Bushing (front spring perch)-.57" I.D.-length 2.17"	2	Trucks (refer to 51 3032)	30-37
BB 4020	Bushing (rear spring)-.57" I.D.-length 2.17"	2	Pass,Comm (refer to 59Y 5560-C)	28-31
●59T 4021M	Grease seal (differential clutch shaft)-outer-use with 59T-4150M & 59T-4072M	1	Trucks except 122"	40-47
●21T 4022	Plug (differential cover vent)	1	Trucks except 122"	45-47
+A 4024	Ball (rear spring perch)	2	Pass,Comm	30-31
+B 4024	Ball (rear spring perch)	2	Pass,Comm	32-34
48 4024-B	Stud (shock absorber link ball)	8	(Pass 1935-42)(Comm 1935-46)	35-46
AA 4025-A2	Housing (differential)	1	Trucks with bevel gear type rear axle	28-29
B 4025	Housing (differential)-round flange	1	Pass,Comm	28-32
18 4025	Housing (differential)-hexagon flange	1	Pass,Comm	32-34
●81T 4026M	Differential assy (E) 15424	1	Trucks except 122"	45-47
●59T 4026M	Differential assy (E) 25621	1	Trucks except 122"	45-47
●81T 4027M	Case (differential gear support)-LH side (E) 10155	1	Trucks except 122"	38-39
●01T 4027M	Case (differential gear support)-LH side (E) 13385	1	Trucks except 122"	40-47
●81T 4028M	Drum (oil collector) (E) 15275	1	Trucks except 122"	38-47
●81T 4029M	Pin (planetary gear) (E) 20821	4	Trucks except 122"	38-47
●81T 4033M	Cover (axle housing) (E) 10485	1	Trucks except 122"	38-47
	+●20330-S7 Bolt (axle housing cover cap) - 7/16"-14 x 5/8"	12	Trucks except 122"	38-47
	●34808-S8 Lockwasher-7/16"			
●5GT 4034M	Tube (manifold to valve vacuum)-22.25" long	1	Trucks (6 cyl) except 122"	45-47
	●91A-2279 Clip (vacuum tube)	1	Trucks (6 cyl) except 122"	45-47
	●31478-S7 Screw (clip to dash)-No.14 x 5/8"	1	Trucks (6 cyl) except 122"	45-47

● Two Speed Axle

† No Longer Supplied



CHASSIS PARTS CATALOGUE

PART NUMBER	PART NAME	NO. REQ'D	MODEL	YEAR 19
●59W 4034M	Tube (manifold to valve vacuum)-24.25" long	1	Trucks (8 cyl) except 122" & COE	45-47
AA 4035-A	Gasket (rear axle housing)-lower	1	Trucks with worm type rear axle	28-29
B 4035-B	Gasket (rear axle housing)-.004"-use with B-4010	2	Pass,Comm	28-32
BB 4035	Gasket (rear axle housing)	2	Trucks with bevel gear type rear axle	28-29
BB 4035	Gasket (rear axle housing)	1	Trucks except 122"	30-47
18 4035-B	Gasket (rear axle housing)-.004"	2	(Pass 1932-48)(Comm 1932-47)	32-48
61 4035	Gasket (rear axle housing)	1	122" Truck	38-47
●81T 4035M	Gasket (differential carrier to housing) (E) 10555	1	Trucks except 122"	38-39
●01T 4035M	Gasket (differential carrier to housing) (E) 19801	1	Trucks except 122"	40-47
+ AA 4036	Gasket (rear axle housing)-upper	1	Trucks with worm type rear axle	28-29
●81T 4036M	Gasket (axle housing cover) (E) 10554	1	Trucks except 122"	38-47
●59T 4038M	Diaphragm assy (axle vacuum shift) (E) 25495	1	Trucks except 122"	45-47
	●358064-S7 Plug (special pipe)-1/8"-used with 59T-4038M (E) 28325	1	Trucks except 122"	45-47
●59T 4039M	Diaphragm & bracket assy (speedometer) (E) 25601	1	Trucks except 122"	45-47
	+●355130-S7 Screw-No.10-24 x 1/2"-round head (E) 11364	2	Trucks except 122"	45-47
	●44713-S8 Washer-No.10			
●81T 4040M	Plate (high speed clutch) (E) 16401	1	Trucks except 122"	38-47
●59T 4041M	Seat (vacuum check valve ball)-O.D. .82" (E) 25411	1	Trucks except 122"	45-47
●59T 4042M	Plunger (vacuum control)-2.22" long (E) 25506	1	Trucks except 122"	45-47
●81T 4044M	Clamp (speedometer conduit) (E) 15036	2	Trucks except 122"	38-44
	●355836-S7 Nut (clamp)-No.10-24-special	2	Trucks except 122"	38-44
	●355132-S7 Screw-No.10-24 x 3/4" round hd. (E) 12379	2	Trucks except 122"	38-40
	●44713-S8 Washer-No.10			
●81T 4049M	End (shift lever cable wire) (E) 15034	1	Trucks except 122" & COE	38-44
	●34054-S8 Nut-No.12-24	1	Trucks except 122" & COE	38-44
	+●356252-S Washer-No.12			
	●72003-S7 Cotter pin-1/16" x 1/2"	1	Trucks except 122" & COE	38-44
●01T 4049M	End (shift lever cable wire) (E) 20503	1	COE	40-42
●81T 4050M	Fork & roller assy (sliding clutch shift) (E) 10915	1	Trucks except 122"	38-39
	●74178-S Key (shift fork)- 3/4" x 3/16" (E) 30x29	1	Trucks except 122"	38-39
	+●91209-S Screw (shift fork to spacer)- 3/8"-16 x 1" (E) 75x33	1	Trucks except 122"	38-39
	●33924-S7 Nut (shift fork jam)-3/8"-16	1	Trucks except 122"	38-39
	●34907-S7 Lockwasher-3/8"			
	+●74116-S Plug (sliding clutch shaft)- expansion-15/16" (E) 9797	1	Trucks except 122"	38-47
●01T 4050M	Fork & roller assy (sliding clutch shift) (E) 21190	1	Trucks except 122"	40-44
	+●73984-S Clevis pin-1/4" x 1 11/16"	1	Trucks except 122"	40-44
	●72004-S7 Cotter pin-3/32" x 1/2"			
●59T 4050M	Fork & roller assy (sliding clutch shift)	1	Trucks except 122"	45-47
●59T 4051M	Guide (vacuum control plunger) (E) 25508	1	Trucks except 122"	45-47
●81T 4052M	Cover (shift fork) (E) 9788	1	Trucks except 122"	38-39
	●24366-S8 Bolt (shift lock cover)- 5/16"-18 x 7/8"	6	Trucks except 122"	38-39
	●34846-S2 Lockwasher-5/16"			
●01T 4052M	Cover (shift fork) (E) 19767	1	Trucks except 122"	40-44
●59T 4052M	Cover (shift fork) (E) 25523	1	Trucks except 122"	45-47
	●20420-S Bolt (shift lock cover to differential case)-7/16"- 14 x 1 3/16"	3	Trucks except 122"	40-47
	●20254-S2 Bolt (shift lock cover to differential case)-7/16"- 14 x 3" (E) 21385	2	Trucks except 122"	40-47
	●34808-S8 Lockwasher-7/16"			

● Two Speed Axle

† No Longer Supplied



CHASSIS PARTS CATALOGUE

PART NUMBER	PART NAME	NO. REQ'D	MODEL	YEAR 19__
●81T 4053M	Pin (sliding clutch shift fork roller) (E) P138A	2	Trucks except 122"	38-47
●81T 4055M	Gear (sliding clutch) (E) 13943	1	Trucks except 122"	38-39
●01T 4055M	Gear (sliding clutch) (E) 19848	1	Trucks except 122"	40-47
●81T 4056M	Gasket (differential carrier oil distributor retaining plug) (E) 15322	1	Trucks except 122"	38-47
●81T 4057M	Guide assy (shift rod) (E) 18967	1	Trucks except 122"	38-39
●01T 4057M	Support & grommet assy (shift cable) (E) 21800	1	Trucks except 122"	40-44
	●358154-S Grommet (rear control rod)- .62" I.D. x 1.12" O.D. (E) 21672	1	Trucks except 122"	40-44
	●24429-S7 Bolt (support)-3/8"-24 x 1 1/4"	2	Trucks except 122"	40-44
	●33800-S8 Nut-3/8"-24			
	●34847-S8 Lockwasher-3/8"			
●81T 4058M	Roller (sliding clutch shift fork) (E) P106	2	Trucks except 122"	38-47
●01T 4059M	Washer (differential axle gear thrust) (E) 20850	2	Trucks except 122"	40-47
●01T 4061M	Key (speedometer drive)-1.16" long (E) 13155	1	Trucks except 122"	38-47
●81T 4063M	Plunger & oil hole cover assy (shift fork guide bushing) (E) 19910	1	Trucks except 122"	38-39
●59T 4064M	Washer (vacuum control diaphragm valve seal) (E) 25510	1	Trucks except 122"	45-47
●59T 4065M	Snap ring (vacuum control valve) (E) 25513	1	Trucks except 122"	45-47
●59T 4066M	Spring (vacuum control lever) (E) 25661	1	Trucks except 122"	45-47
	●36782-S7 Screw (vacuum control lever spring)-No.6-32 x 1/4"	1	Trucks except 122"	45-47
	●34801-S7 Lockwasher-No.6			
●81T 4067M	Adjuster (differential bearing)-RH (E) 10524	1	Trucks except 122"	38-47
●81T 4068M	Shaft assy (sliding clutch) (E) 15784	1	Trucks except 122"	38-39
●01T 4068M	Shaft assy (sliding clutch) (E) 21653	1	Trucks except 122"	40-44
●59T 4069M	Fitting (vacuum control check valve body) (E) 25668	1	Trucks except 122"	45-47
	●353079-S Ball (check valve)-1/2" steel	1	Trucks except 122"	45-47
●59T 4070M	Screen (control valve)-inner (E) 28324	1	Trucks except 122"	45-47
●59T 4071M	Body (vacuum control & check valve) (E) 28430	1	Trucks except 122"	45-47
	●355132-S7 Screw-No.10-24 x 3/4"-round head (E) 12379	1	Trucks except 122"	45-47
	●355836-S7 Nut-No.10-24-hex			
	●34803-S7 Lockwasher-No.10			
●81T 4072M	Washer (sliding clutch shaft) (E) 9796	1	Trucks except 122"	38-39
●01T 4072M	Washer (sliding clutch shaft)-I.D. .80"-O.D.1.19"- thick .22"-replaced by one each 59T-4021M, 59T-4072M,59T-4150M (E) 19851	1	Trucks except 122"	40-47
●59T 4072M	Grease seal (differential clutch shaft)-inner-use with one each 59T-4021M and 59T-4150M	1	Trucks except 122"	40-47
●81T 4073M	Gasket (shift fork opening cover) (E) 9789	1	Trucks except 122"	38-39
●01T 4073M	Gasket (shift fork opening cover) (E) 20805	1	Trucks except 122"	40-47
●81T 4075M	Bolt (intermediate shift rod support to bracket)- 1/2"-13 overall length 1.84" shoulder O.D..62" (E) 18865	1	(Trucks except 122" 1938-39)(158" COE 1940-42)	38-42
	†●33982-S Nut-castle-1/2"-13 (E) 6P5	1	Trucks except 122"	45-47
	†●72045-S Cotter pin-3/32" x 1"			
●59T 4076M	Control & check valve assy (vacuum) (E) 28434	1	Trucks except 122"	45-47
	●33800-S8 Nut (check valve to bracket)- 3/8"-24	1	Trucks except 122"	45-47
	●34907-S7 Lockwasher-3/8"			
●59T 4077M	Bracket (check valve mounting) (E) 25549	1	Trucks except 122"	45-47
	●31478-S7 Screw (bracket to dash)-No.14 x 5/8"-self tapping	2	Trucks except 122"	45-47
●59T 4078M	Wire,conduit & knob assy (vacuum control) (E) 28435	1	Trucks except 122"	45-47

● Two Speed Axle

† No Longer Supplied



CHASSIS PARTS CATALOGUE

PART NUMBER	PART NAME	NO. REQ'D	MODEL	YEAR
●59T 4079M	Cover (control valve air cleaner) (E) 28433	1	Trucks except 122"	45-47
	●26479-S7 Screw (cover to control body)- No.6-32 x 1/2"	2	Trucks except 122"	45-47
	●34051-S7 Nut-No.6-32			
	●34801-S7 Lockwasher-No.6			
●59T 4080M	Spacer (control wire)-.56" long (E) 28443	1	Trucks except 122"	45-47
●81T 4083M	Bracket (speedometer cable support end) (E) 17402	1	Trucks except 122"	38-44
	†●355130-S7 Screw (cable support bracket)- No.10-24 x 1/2" round head (E) 12379	1	Trucks except 122"	38-44
	●44713-S8 Washer-No.10	2	Trucks except 122"	38-44
●59T 4084M	Screen (control valve air cleaner) (E) 28431	1	Trucks except 122"	45-47
●81T 4085M	Cable,conduit & end assy (speedometer) (E) 17442	1	Trucks except 122" & COE	38-39
●81W 4085M	Cable,conduit & end assy (speedometer) (E) 19269	1	COE	38-42
●01T 4085M	Cable,conduit & end assy (speedometer) (E) 22060	1	Trucks except 122" & COE	40-44
●59T 4087M	Elbow-45° (intake manifold to vacuum control & check valve assy)	1	Trucks except 122"	45-47
●59T 4088M	Lever (vacuum control)-2" long (E) 25665	1	Trucks except 122"	45-47
	●351851-S7 Pin (vacuum control lever)-.09" x .50" special slotted (E) 25886	1	Trucks except 122"	45-47
●59T 4089M	Tube (front vacuum)-79.06" long	1	Trucks except 122" & COE	45-47
●59W 4089M	Tube (front to center vacuum)-49.88" long	1	134" & 158" COE	45-47
	●91A-2279 Clip (vacuum tube)	1	Trucks except 122"	45-47
	●24367-S7 Bolt (clip to frame)-5/16"-24 x 7/8"	1	Trucks except 122" & COE	45-47
	●33798-S8 Nut-5/16"-24			
	●34846-S2 Lockwasher-5/16"			
59T 4090M-C	Hose-1/2" I.D. x 15/16" O.D. x 16"-cut to fit brake booster	As Reqd	Trucks except 122" (refer to 59T 2366-A)	45-47
●59T 4090M-C	Hose-1/2" I.D. x 15/16" O.D. x 16"-cut to fit rear axle controls	As Reqd	Trucks except 122"	45-47
●59T 4090M-C	Hose (vacuum control tube to axle)-rear-1/2" I.D. x 15/16" O.D. x 16"	1	Trucks except 122"	45-47
	●Hose (check valve to front tube)-length 10 1/2"- order 59T-4090M-C & cut to size	1	Trucks except 122"	45-47
	●Hose (carburetor to control valve)-length 13"- order 59T-4090M-C & cut to size	1	Trucks except 122"	45-47
	●Hose (front to rear tube)-length 3"-order 59T-4090M-C & cut to size	1	Trucks except 122"	45-47
	●5GT-2344 Clamp assy (rear axle hose)	8	Trucks except 122"	45-47
●59T 4093M	Spring (vacuum control check valve ball)-approx. free length .47" (E) 25410	1	Trucks except 122"	45-47
●59T 4095M	Bracket(axle vacuum shift diaphragm support)(E) 25396	1	Trucks except 122"	45-47
●59T 4096M	Boot (diaphragm connecting rod)-4" long-rubber (E) 25402	1	Trucks except 122"	45-47
●59T 4097M	Snap ring (diaphragm to bracket retainer) (E) 25404	1	Trucks except 122"	45-47
●81T 4098M	Plunger & guide bushing lock (shift fork) (E) 19912	1	Trucks except 122"	38-39
●01T 4099M	Pin (shift lever pivot) (E) 22064	1	Trucks except 122"	40-44
	●72071-S Cotter pin (pivot pin)-1/8" x 1 1/2"	1	Trucks except 122"	40-44
●81T 4102M	Spring (shift fork compression) (E) 12333	1	Trucks except 122"	38-39
●01T 4102M	Spring (shift fork compression) (E) 19844	1	Trucks except 122"	40-44
●81T 4103M	Spacer (shift fork) (E) 9805	1	Trucks except 122"	38-39
●59T 4106M	Tube (rear vacuum)-37.06" long	1	134" Truck	45-47
●594T 4106M	Tube (rear vacuum)-97.06" long	1	194" Truck	45-47
●598T 4106M	Tube (rear vacuum)-61.06" long	1	158" Truck	45-47

● Two Speed Axle

† No Longer Supplied



CHASSIS PARTS CATALOGUE

PART NUMBER	PART NAME	NO. REQ'D	MODEL	YEAR
●59W 4106M	Tube (rear vacuum)-71.62" long	1	101" COE	45-47
	●91A-2279 Clip (vacuum tube)	2or3	Trucks except 122"	45-47
	●24367-S7 Bolt (clip to frame)-5/16"-24 x 7/8"	2or3	Trucks except 122"	45-47
	●33798-S8 Nut-5/16"-24			
	●34846-S2 Lockwasher-5/16"			
●81T 4119M	Case & clutch plate pin assy (differential)-LH ⓔ 15422	1	Trucks except 122"	38-39
●01T 4119M	Case & clutch plate pin assy (differential) ⓔ 20884	1	Trucks except 122"	40-47
●01T 4120M	Bracket (shift cable support)-rear ⓔ 21192	1	Trucks except 122"	40-44
	●20420-S Bolt (bracket to axle housing)- 7/16"-14 x 1 3/16"	4	Trucks except 122"	40-44
	●34808-S8 Lockwasher-7/16"			
●81T 4127M	Case (gear support)-RH ⓔ 15425	1	Trucks except 122"	38-39
●01T 4127M	Case (gear support)-RH ⓔ 20759	1	Trucks except 122"	40-47
●81T 4134	Rod & yoke end assy (shift)-front-29.56" long ⓔ 18855	1	134" Truck except COE	38-39
●817T 4134	Rod & yoke end assy (shift)-front-52.25" long ⓔ 18857	1	157"-191" Trucks except COE	38
●81W 4134	Rod & yoke end assy (shift)-front-22.75" long ⓔ 19237	1	COE	38-39
●01T 4134	Rod & yoke end assy (shift)-front-32.75" long ⓔ 21782	1	Trucks except 122" & COE	40-44
●01W 4134	Rod & yoke end assy (shift)-front-20.54" long ⓔ 21788	1	COE	40-42
	●97015-S Clevis (shift rod)-1/2"-20 x 3" ⓔ 11229	2	Trucks except 122"	38-44
	●33846-S8 Nut (shift yoke end)-1/2"-20	1	Trucks except 122"	38-44
	†●74016-S Pin (shift rod to shift lever)- 1/2" x 1 15/16"	1	Trucks except 122"	38-44
	●73928-S Clevis pin (shift rod to rear axle)-1/2" x 1 3/16"	1	Trucks except 122"	38-44
	●72035-S7-8 Cotter pin-1/8" x 1"			
●81T 4135	Rod assy (shift)-rear-70.42" long ⓔ 18862	1	134"-157" Trucks except COE	38-39
●811W 4135	Rod assy (shift)-rear-58.94" long ⓔ 19238	1	101" COE	38-39
●01T 4135	Rod assy (shift)-rear-42" long ⓔ 21784	1	134" Truck except COE	40-44
●01W 4135	Rod assy (shift)-rear-71" long ⓔ 21793	1	134" COE	40-42
●011W 4135	Rod assy (shift)-rear-38.62" long ⓔ 21791	1	101" COE	40-42
●018T 4135	Rod assy (shift)-rear-65.50" long ⓔ 21786	1	158" Truck except COE	40-44
●018W 4135	Rod assy (shift)-rear-59.75" long ⓔ 21795	1	158" COE	40-42
●817W 4136	Rod assy (shift)-intermediate-46" long ⓔ 19449	1	157" COE	38-39
●014T 4136	Rod assy (shift)-intermediate-36.86" long ⓔ 22058	1	194" Truck	40-44
●018W 4136	Rod assy (shift)-intermediate-36.75" long ⓔ 21789	1	158" COE	40-42
●01T 4138M	Cable assy (shift)-axle end-approx. 28.18" long ⓔ 20046	1	Trucks except 122"	40-44
	●33800-S8 Nut (shift cable)-3/8"-24	1	Trucks except 122"	40-44
	●353027-AS7 Fitting (lubricator)	1	Trucks except 122"	40-44
●81T 4139M	Adjuster (differential bearing)-LH ⓔ 19849	1	Trucks except 122"	38-47
●81T 4140	Lever (rear axle gear shift) ⓔ 18802	1	Trucks except 122" & COE	38-39
●81W 4140	Lever (rear axle gear shift) ⓔ 19240	1	COE	38-42
	●73981-S2 Clevis pin-9/16" x 1 5/8" ⓔ 19265	1	Trucks except 122"	40-44
●01T 4140	Lever (rear axle gear shift) ⓔ 21733	1	Trucks except 122" & COE	40-44
	●BB-7213 Ball (shift lever) ⓔ 19447	1	Trucks except 122"	38-44
	●22228-S2 Bolt (shift lever bracket) 1/2"-20 x 2"-end drilled	1	Trucks except 122" & COE	38-44
	●34032-S7 Nut castle-1/2"-20			
	●72034-S Cotter pin-3/32" x 1"			

● Two Speed Axle

† No Longer Supplied



CHASSIS PARTS CATALOGUE

PART NUMBER	PART NAME	NO. REQ'D	MODEL	YEAR
●81T 4141M	Carrier & bearing caps assy (differential) (E) 19679	1	Trucks except 122"	38-39
	●355799-S Bolt (differential bearing cap)- 5/8"-11 x 3.44" head drilled (E) 10x44	4	Trucks except 122"	38-47
	●353069-S Plug (differential carrier peep hole)-1" pipe-ct'sk head	1	Trucks except 122"	38-47
●01T 4141M	Carrier & bearing caps assy (differential) (E) 21193	1	Trucks except 122"	40-47
●81T 4143M	Lock (differential bearing adjuster) (E) 41x33	1	Trucks except 122"	38-47
	●72036-S7-8 Cotter pin (differential bearing adjuster)-5/32" x 1"	1	Trucks except 122"	38-47
●81T 4147M	Washer (high speed clutch plate thrust) (E) 10572	1	Trucks except 122"	38-47
●59T 4149M	Shaft (sliding clutch) (E) 25397	1	Trucks except 122"	45-47
●81T 4150M	Retainer (clutch shaft)-steel (E) 9795	1	Trucks except 122"	38-39
●01T 4150M	Retainer (clutch shaft)-felt-I.D. .84"-O.D.1.25"- thick .19"-replaced by one each 59T-4021M, 59T-4072M, 59T-4150M (E) 19852	1	Trucks except 122"	40-47
●59T 4150M	Retainer (differential clutch shaft grease seal)-use with 59T-4021M and 59T-4072M	1	Trucks except 122"	40-47
●81T 4152M	Adapter assy (speedometer) (E) 17443	1	Trucks except 122"	38-47
●81T 4153M	Lock (differential bearing adjuster) (E) 10602	1	Trucks except 122"	38-47
	●22553-S2 Bolt (differential bearing adjuster lock)	2	Trucks except 122"	38-47
●81T 4154M	Pin (high speed clutch plate)-overall length 1.94" (E) 10608	4	Trucks except 122"	38-47
●01T 4158M	Swivel (sliding clutch shaft) (E) 13225	1	Trucks except 122"	40-44
	●33977-S2 Nut (swivel)-5/16"-24	1	Trucks except 122"	40-44
	●44722-S8 Washer-5/16"			
●81T 4159M	Distributor (differential carrier oil) (E) 5276	1	Trucks except 122"	38-47
●81T 4160M	Spring (differential carrier oil distributor contact) (E) 15277	1	Trucks except 122"	38-47
●81T 4161M	Plug (differential carrier oil distributor retainer) (E) 15278	1	Trucks except 122"	38-47
●81T 4163M	Plunger (shift fork) (E) 19782	1	Trucks except 122"	38-39
●01T 4163M	Plunger (shift fork) (E) 20802	1	Trucks except 122"	40-44
●01T 4164M	"U" bolt (shift cable clamp) (E) 13142	2	Trucks except 122"	40-44
	●33798-S8 Nut (cable clamp bolt)-5/16"-24	4	Trucks except 122"	40-47
	●34846-S2 Lockwasher-5/16"			
●81T 4165M	Adapter, lever & arm assy (speedometer) (E) 17401	1	Trucks except 122"	38-47
●81T 4172M	Bracket (rear axle gear shift lever) (E) 18851	1	Trucks except 122" & COE	38-39
●81W 4172M	Bracket (rear axle gear shift lever) (E) 19247	1	COE	38-42
	●24349-S7 Bolt (lever bracket)-3/8"-24 x 3/4"	1	COE	38-42
	●34847-S8 Lockwasher-3/8"			
●01T 4172M	Bracket (rear axle gear shift lever) (E) 22073	1	Trucks except 122" & COE	38-44
	●24429-S7 Bolt (shift lever bracket to frame)-3/8"-24 x 1 1/4"	2	Trucks except 122" & COE	38-44
	●33800-S8 Nut-3/8"-24			
	●34847-S8 Lockwasher-3/8"			
●81T 4173M	Bracket (shift rod support) (E) 18853	1	Trucks except 122"	38-39
	●24367-S7 Bolt (support bracket)-5/16" 24 x 7/8"	1	Trucks except 122"	38-39
	●33798-S8 Nut-5/16"-24			
	●34846-S2 Lockwasher-5/16"			
●01T 4173M	Bracket (shift rod support) (E) 21734	1	Trucks except 122" & COE	40-44
	●24429-S7 Bolt (support bracket)-3/8"-24 x 1 1/4"	1	Trucks except 122"	40-44
	●33800-S8 Nut-3/8"-24			
	●34847-S8 Lockwasher-3/8"			
●01W 4173M	Bracket (shift rod support) (E) 21683	1	101"-134" COE	40-42

● Two Speed Axle



CHASSIS PARTS CATALOGUE

PART NUMBER	PART NAME	NO. REQ'D	MODEL	YEAR
●018W 4173M	Bracket (shift rod support) (E) 21674	1	158" COE	40-42
	●20420-S Bolt (bracket to housing)- 7/16" -14 x 1 3/16"	4	Trucks except 122"	45-47
	●34808-S8 Lockwasher-7/16"			
	●24367-S7 Bolt (shift rod support bracket)-5/16" -24 x 7/8"	2	Trucks except 122"	45-47
●81T 4174M	Support (shift rod) (E) 18926	1	Trucks except 122"	38-39
●01T 4174M	Support (shift rod) (E) 21673	1	Trucks except 122"	40-44
●018W 4174M	Support (shift rod) (E) 21742	1	158" COE	40-42
	●24429-S7 Bolt (shift rod support)-3/8" 24 x 1 1/4"	2	158" COE	40-42
	●33800-S8 Nut-3/8"-24			
	●34847-S8 Lockwasher-3/8"			
	73928-S Clevis pin (shift rod to support)-1/2" x 13/16"	1	158" COE	40-42
	72035-S7-8 Cotter pin-1/8" x 1"			
BB 4189	Pin (driving gear thrust block)-overall length 1.25"	1	Trucks except 122"	30-47
61 4189	Pin (driving gear thrust block)-overall length .96"	1	122" Truck	38-47
AA 4190	Cap (rear axle housing)	1	Trucks with worm type rear axle	28-29
	22544-S Bolt (housing cap)-1/2"-13 x 1 3/8"	4	Trucks with worm type rear axle	28-29
	353055-S7 Plug-1/4"-18-pipe	1	Trucks with worm type rear axle	28-29
●59W 4190M	Tube (vacuum)-center-66.62" long	1	134", 158" COE	45-47
	B-14577-A Clip (vacuum tube)	1	134", 158" COE	45-47
	24347-S8 Bolt (vacuum tube clip)-5/16"- 24 x 3/4"	1	134", 158" COE	45-47
	33798-S8 Nut-5/16"-24			
	34846-S2 Lockwasher-5/16"			
†AA 4191	Gasket (rear axle housing cap)	1	Trucks with worm type rear axle	28-29
BB 4194-A	Block (driving gear thrust)	1	Trucks	30-34
BB 4194-B	Block (driving gear thrust)	1	Trucks w/full floating rear axle except 122"	34-47
61 4194-A	Block (driving gear thrust)	1	122" Truck	38-47
●81T 4202M-B	Head assy (diff.carrier)-complete-5.83 to 1 ratio (E) 20902	1	Trucks except 122"	38-39
●01T 4202M-B	Head assy (diff.carrier)-complete-5.83 to 1 ratio (E) 25628	1	Trucks except 122"	40-44
●59T 4202M	Head assy (diff.carrier)-complete-5.83 to 1 ratio (E) 28406	1	Trucks except 122"	45-47
	24430-S8 Bolt (diff.carrier to housing)- 7/16" -14 x 1 1/4"	10	Trucks except 122"	38-47
	●34808-S8 Lockwasher-7/16"	12	Trucks except 122"	38-47
	24390-S7-8 Bolt (diff.carrier to housing)- 7/16" -14 x 1"	1	Trucks except 122"	38-39
	●34908-S2 Lockwasher-7/16"			
BB 4203-A	Gear (driving)-w/pinion and diff.gear case assy- 6.6 to 1 ratio	1	Trucks	32-34
BB 4203-B	Gear (driving)-w/pinion and diff.gear case assy- 5.14 to 1 ratio	1	Trucks	32-34
§ 79 4203-A	Gear (driving)-w/pinion and diff.gear case assy- 6.666 to 1 ratio	1	Trucks w/full floating rear axle except 122"	34-39
§ 79 4203-B	Gear (driving)-w/pinion and diff.gear case assy- 5.14 to 1 ratio	1	Trucks w/full floating rear axle except 122"	34-39
81Y 4203-A	Gear (driving)-w/pinion and diff.gear case assy- 4.11 to 1 ratio	1	122" Truck	38-39
81Y 4203-B	Gear (driving)-w/pinion and diff.gear case assy- 4.857 to 1 ratio	1	122" Truck	38-39

§ Necessary to use 79-4228, 79-4230 Thrust Washers When Replacing Original Equipment on 1934-36 Trucks.

● Two Speed Axle

† No Longer Supplied



CHASSIS PARTS CATALOGUE

PART NUMBER	PART NAME	NO. REQ'D	MODEL	YEAR 19__
82Y 4203	Gear (driving)-w/pinion and diff.gear case assy- 6.66 to 1 ratio	1	122" Truck	38-39
91T 4203	Gear (driving)-w/pinion and diff.gear case assy- 5.83 to 1 ratio	1	Trucks except 122"	39
01T 4203-A	Gear (driving)-w/pinion and diff.gear case assy- 6.666 to 1 ratio	1	Trucks except 122"	40-47
01T 4203-B	Gear (driving)-w/pinion and diff.gear case assy- 5.83 to 1 ratio	1	Trucks except 122"	40-47
01T 4203-C	Gear (driving)-w/pinion and diff.gear case assy- 5.14 to 1 ratio	1	Trucks except 122"	40-47
01Y 4203-A	Gear (driving)-w/pinion and diff.gear case assy- 4.11 to 1 ratio	1	122" Truck	40-47
01Y 4203-B	Gear (driving)-w/pinion and diff.gear case assy- 4.857 to 1 ratio	1	122" Truck	40-47
02Y 4203	Gear (driving)-w/pinion and diff.gear case assy- 6.666 to 1 ratio	1	122" Truck	40-47
†AA 4205-A	Case (diff.gear)	2	Trucks with worm type rear axle	28-29
B 4205	Case (diff.gear)-IH-use with B-4209-A and B	1	Pass,Comm	28-32
18 4205	Case (diff.gear)-IH	1	(Pass 1932-48)(Comm 1932-47)	32-48
79 4205	Case (differential gear)-IH	1	Trucks except 122"	34-47
B 4206	Case (diff.gear)-RH-use with B-4209-A and B	1	Pass,Comm	28-32
†B-4217	Bolt (diff. gear case)-rectangular head-3/8"-24-overall length 3 1/2"	9	Pass,Comm	28-34
18 4206	Case diff.gear)-RH	1	(Pass 1932-48)(Comm 1932-47)	32-48
	18-4217 Bolt (diff.gear case)-3/8"-24 x 3.24"-replaced by 51A-4217	8	(Pass 1932-48)(Comm 1932-47)	32-48
	51A-4217 Bolt (diff.gear case)-3/8"-24 x 3.24"-without cotter pin hole	8	(Pass 1932-48)(Comm 1932-47)	32-48
	1GA-6212 Nut (diff. gear case)-3/8"-24	8	(Pass 1932-48)(Comm 1932-47)	32-48
	34030-S8 Nut-3/8"-24	8 or 9	(Pass 1928-48)(Comm 1928-47)	28-48
	34395-S7 Locknut-3/8"-24	8	(Pass 1928-48)(Comm 1928-47)	28-48
79 4206	Case (differential gear)-RH	1	Trucks except 122"	34-47
●81T 4206M	Case (differential)-RH (E) 15420	1	Trucks except 122"	38-39
	●355782-S Screw (diff.case)-7/16"-14 x 2"	4	Trucks except 122"	38-47
	(E) 20767			
	●355783-S Screw (diff.case)-7/16"-14 x 2 1/2" (E) 20768	8	Trucks except 122"	38-47
●01T 4206M	Case (differential)-RH (E) 20761	1	Trucks except 122"	40-47
BB 4207-A	Gear and case assy (differential driving)-6.67 to 1 ratio-includes both halves of case	1	Trucks	30-34
BB 4207-B	Gear and case assy (differential driving)-5.14 to 1 ratio-includes both halves of case	1	Trucks	30-34
§79 4207-A	Gear and case assy (differential driving)-6.6 to 1 ratio-33 teeth-includes both halves of case	1	Trucks with full floating axle	34-39
§79 4207-B	Gear and case assy (differential driving)-5.14 to 1 ratio-includes both halves of case	1	Trucks with full floating axle (except 122")	34-39
79 4207-C	Gear and case assy (differential driving)-6.67 to 1 ratio-40 teeth-includes both halves of case	1	Trucks except 122"	37-47
81T 4207	Gear and case assy (differential driving)-5.14 to 1 ratio-stamped with SS-includes both halves of case	1	Trucks except 122"	38-47
81Y 4207-A	Gear and case assy (differential driving)-4.11 to 1 ratio-includes both halves of case	1	122" Truck	38-47
81Y 4207-B	Gear and case assy (differential driving)-4.857 to 1 ratio-includes both halves of case	1	122" Truck	38-47
82Y 4207	Gear and case assy (differential driving)-6.67 to 1 ratio-includes both halves of case	1	122" Truck-60 HP	38-40

§ Necessary to use 79-4228,79-4230 Thrust Washers.

● Two Speed Axle

† No Longer Supplied



CHASSIS PARTS CATALOGUE

PART NUMBER	PART NAME	NO. REQ'D	MODEL	YEAR 19 _____
91T 4207	Gear and case assy (differential driving)-5.83 to 1 ratio-includes both halves of case	1	Trucks except 122"	39-47
A 4209-A	Gear and driving pinion(differential)-matched-3.78 to 1 ratio-pinion not threaded for bearing lock nut	1	Pass,Comm	28
B 4209-A	Gear and driving pinion (differential)-matched-3.78 to 1 ratio-key type	1	Pass,Comm	28-32
B 4209-B	Gear and driving pinion (differential)-matched-4.111 to 1 ratio-key type	1	Pass,Comm	28-32
18 4209-B	Gear and driving pinion (differential)-matched-4.111 to 1 ratio-pin type	1	Pass,Comm	32-34
40 4209-A	Gear and driving pinion (differential)-matched-4.333 to 1 ratio	1	Pass,Comm	32-34
40 4209-B	Gear and driving pinion (differential)-matched-3.563 to 1 ratio-high speed-replaced by 18 4209-B or 40 4209-A	1	Pass,Comm	32-34
	33987-S Nut-castle (driving pinion)-5/8"-18	1	Pass,Comm	28-34
	72034-S Cotter pin-3/32" x 1"	2	Pass,Comm	28-34
48 4209-A	Gear and driving pinion (differential)-matched-4.11 to 1 ratio-10 spline-use with hollow drive shaft	1	Pass,Comm-90 HP	35-38
48 4209-B	Gear and driving pinion (differential)-matched-3.54 to 1 ratio-10 spline-use with hollow drive shaft	1	Pass,Comm-90 HP	35-38
48 4209-D	Gear and driving pinion (differential)-matched-4.11 to 1 ratio-6 spline	1	(Pass 1938-48)(Comm 1938-41)(except 60HP)	38-48
48 4209-E	Gear and driving pinion (differential)-matched-3.54 to 1 ratio-6 spline	1	(Pass 1938-48)(Comm 1938-41)(except 60HP)	38-48
50 4209	Gear and driving pinion (differential)-matched-4.33 to 1 ratio	1	Comm	35-36
68 4209-A	Gear and driving pinion (differential)-matched-3.78 to 1 ratio-6 spline-use with solid drive shaft	1	(Pass 1936-48)(Comm 1936-41)(except 60HP)	36-48
68 4209-B	Gear and driving pinion (differential)-matched-3.78 to 1 ratio-10 spline-use with hollow drive shaft	1	Pass,Comm-90 HP	35-38
74 4209	Gear and driving pinion (differential)-matched-4.44 to 1 ratio-6 spline	1	(Pass 1937-40)(Comm 1937-39)(60 HP)	37-40
●81T 4209M	Gear & pinion assy (drive)-5.83 to 1 ratio (E) 15299	1	Trucks except 122"	38-39
022A 4209-A	Gear and driving pinion (differential)-matched-4.55 to 1 ratio-6 spline	1	(Comm 1940-60 HP)(Comm 1941-4 cyl)	40-41
1GA 4209	Gear and driving pinion (differential)-matched-3.53 to 1 ratio-replaced by 48 4209-E or 68 4209-A	1	(6 cyl)	41
21C 4209-A	Gear & driving pinion(differential)-3.54 to 1 ratio	1	Comm	42-47
21C 4209-B	Gear & driving pinion(differential)-3.78 to 1 ratio	1	Comm	42-47
21C 4209-C	Gear & driving pinion(differential)-4.11 to 1 ratio	1	Comm	42-47
21C 4209-D	Gear & driving pinion(differential)-4.55 to 1 ratio	1	Comm (4 cyl)	42
●59T 4209M	Gear & pinion assy (drive)-5.83 to 1 ratio (E) 25843	1	Trucks except 122"	40-47
AA 4210-A	Gear (drive)-rear axle worm-7.25 to 1 ratio	1	Trucks with Worm Type Rear Axle	28-29
AA 4210-B	Gear (drive)-rear axle worm-5.17 to 1 ratio	1	Trucks with Worm Type Rear Axle	28-29
●81T 4210M	Gear (drive)-5.83 to 1 ratio (E) 15295	1	Trucks except 122"	38-39
●01T 4210M	Gear (drive)-5.83 to 1 ratio (E) 21397	1	Trucks except 122"	40-44
●59T 4210M	Gear (drive)-5.83 to 1 ratio-replaced by 59T 4209M (E) 25352	1	Trucks except 122"	45-47
†AA 4211-A	Spider (differential)	1	Trucks with Worm Type Rear Axle	28-29
B 4211	Spider (differential)-3 arm	1	Pass,Comm	28-32
18 4211	Spider (differential)-4 arm	1	(Pass 1932-48)(Comm 1932-47)	32-48
61 4211	Spider (differential)	1	122" Truck	38-47
79 4211-A	Spider (differential)	1	Trucks with Bevel Gear Type Rear Axle	28-29
79 4211-A	Spider (differential)	1	Trucks except 122"	30-47
●81T 4211M	Spider (differential) (E) 10477	1	Trucks except 122"	38-39
●01T 4211M	Spider (differential) (E) 20766	1	Trucks except 122"	40-47
AA 4215-A	Pinion (differential spider)-10 teeth-1" thick-13/16" I.D.	4	Trucks	28-29

● Two Speed Axle

† No Longer Supplied



CHASSIS PARTS CATALOGUE

PART NUMBER	PART NAME	NO. REQ'D	MODEL	YEAR 19
B 4215	Pinion (differential spider)-use with B-4211- 12 teeth-3/4" thick-3/4" I.D.	3	Pass, Comm	28-32
BB 4215	Pinion (differential spider)-9 teeth-31/32" thick- 7/8" I.D.	4	Trucks	30-36
18 4215	Pinion (differential spider)-use with 18-4211- 12 teeth-7/8" thick-7/8" I.D.	4	Pass, Comm	32-38
61 4215	Pinion (differential spider)-12 teeth-1 1/8" thick- 3/4" I.D.	4	122" Truck	38-47
79 4215	Pinion (differential spider)-9 teeth-15/16" thick- 7/8" I.D.	4	Trucks except 122"	37-39
81A 4215	Pinion (differential spider)-11 teeth-7/8" thick- 3/4" I.D.	4	(Pass 1939-48)(Comm 1939-47)	39-48
●81T 4215M	Pinion (differential spider)-11 teeth-1 3/64" thick- 7/8" I.D. (E) 12638	4	Trucks except 122"	38-39
91T 4215	Pinion (differential spider)-11 teeth-15/16" thick- 7/8" I.D.	4	Trucks except 122"	40-47
●01T 4215M	Pinion (differential spider)-11 teeth-1 5/32" thick- 15/16" I.D. (E) 20764	4	Trucks except 122"	40-44
●59T 4215M	Pinion (differential spider)-12 teeth-1 5/32" thick- 15/16" I.D. (E) 25300	4	Trucks except 122"	45-47
BB 4216-A	Bolt (differential gear case)-2 7/16" long	8	Trucks	33
BB 4216-B	Bolt (differential gear case)-2.80" long	8	Trucks	33-34
BB 4216-C	Bolt (differential gear case)-1/2"-13 x 3"	8	Trucks with full floating axle(except 122")	34-47
61 4216	Bolt (differential gear case)-overall length 2.76"	8	122" Truck	38-47
†B 4217	Bolt (differential gear case)-rectangular head- 3/8"-24-overall length 3 1/2"	9	Pass, Comm (refer to B 4206)	28-32
18 4217	Bolt (differential gear case)-3/8"-24 x 3.24" - replaced by 51A 4217	8	(Pass 1932-48)(Comm 1932-47)(refer to 18 4206)	32-48
●81T 4217M	Bolt (gear support case)-7/16"-20 x 3.53" (E) 10764	6	Trucks except 122"	38-47
	●351045-S Nut-castle-7/16"-20 (E) 10194	6	Trucks except 122"	38-47
51A 4217	Bolt (differential gear case)-without cotter pin hole-3/8"-24 x 3.24"	8	(Pass 1932-48)(Comm 1932-47)(Refer to 18 4206)	32-48
AA 4221-A	Cone and roller assy (differential bearing)	2	Trucks	28-29
B 4221	Cone and roller assy (differential bearing)-use with B-4235	2	Pass, Comm	28-32
B 4221	Cone and roller assy (driving pinion bearing)	1	Pass & Comm (refer to B 4616-A)	28-32
BB 4221-A	Cone and roller assy (differential bearing)	2	Trucks	30-34
BB 4221-B	Cone and roller assy (differential bearing)	2	Trucks with full floating axle(except 122")	34-47
BB 4221-B	Cone and roller assy (rear wheel inner bearing)	2	Trucks with full floating axle except 122" (refer to BB 1240-A)	34-47
18 4221	Cone and roller assy (differential bearing)-use with 18-4235	2	Pass, Comm	32-36
61 4221	Cone and roller assy (differential bearing)	2	122" Truck	38-47
61 4221	Cone and roller assy (rear wheel inner bearing)	2	122" 1 ton truck (refer to 61 1240)	38-47
68 4221	Cone and roller assy (differential bearing)	2	(Pass 1937-48)(Comm 1937-47)	37-48
68 4221	Cone and roller assy (front wheel inner bearing)	2	Trucks except 122"(refer to 61Y 1201)	39-47
●81T 4221M	Cone and roller assy (differential) (E) 22126	1	Trucks except 122"	38-47
AA 4222-B	Cup (differential bearing)	2	Trucks	28-29
B 4222	Cup (differential bearing)	2	Pass, Comm	28-32
BB 4222	Cup (differential bearing)	2	Trucks except 122"	30-47
BB 4222	Cup (rear wheel inner bearing)	2	Trucks with full floating axle except 122" (refer to BB 1239-A)	34-47
18 4222	Cup (differential bearing)	2	Pass, Comm	32-36
61 4222	Cup (differential bearing)	2	122" Truck	38-47
61 4222	Cup (rear wheel inner bearing)	2	122" 1 ton truck (refer to 61 1239)	38-47
68 4222	Cup (differential bearing)	2	(Pass 1937-48)(Comm 1937-47)	37-48
68 4222	Cup (front wheel inner bearing)	2	Trucks except 122" (refer to 61Y 1202)	39-47

● Two Speed Axle

† No Longer Supplied



CHASSIS PARTS CATALOGUE

PART NUMBER	PART NAME	NO. REQ'D	MODEL	YEAR 19__
●81T 4222M	Cup (differential bearing) (E) 22125	1	Trucks except 122"	38-47
†AA 4227-A	Nut-castle 1/2"-20 (1/2" x 3/4")	8	Trucks with bevel gear type rear axle	28-29
	†A-21238 Bolt (driving gear)-1/2"-20 x 2 1/8"-end drilled	8	Trucks with bevel gear type rear axle	28-29
	72034-S Cotter pin-3/32" x 1"			
61 4228	Washer (rear axle shaft gear thrust)-O.D. 2.75"- I.D. 1.88"	2	122" Truck	38-47
79 4228	Washer (rear axle shaft gear thrust)-O.D. 3.56"- I.D. 2.32"	2	Trucks except 122"	37-47
●81T 4228M	Washer (rear axle shaft gear thrust)-O.D. 3.75"- I.D. 2.27"-thick .06"	3	Trucks except 122"	38-47
●81T 4229M	Gear (planetary)-14 teeth (E) 15868	4	Trucks except 122"	38-47
61 4230	Washer (differential spider pinion thrust)	4	122" Truck	38-47
79 4230	Washer (differential spider pinion thrust)	4	Trucks except 122"	37-47
●81T 4230M	Washer (differential pinion thrust)-I.D. .87" (E) 12661	4	Trucks except 122"	38-39
●01T 4230M	Washer (differential pinion thrust)-I.D. .95" (E) 20765	4	Trucks except 122"	40-47
†AA 4235-B	Shaft (rear axle)-overall length 32.75"-used without emergency brakes	2	Trucks	28
†AA 4235-C	Shaft (rear axle)-overall length 33 9/16"-used with emergency brakes	2	Trucks	28-29
	†351151-S Nut-castle (axle shaft)-7/8"-14	2	Trucks	28-29
	†351550-S Washer-29/32" I.D.-2" O.D.- .17" thick			
	72072-S Cotter pin-1/8" x 1 1/2"			
AA 4235-E	Shaft (rear axle)-overall length 34 9/16"-18 teeth in gear	2	Trucks	30-31
B 4235	Shaft (rear axle)-overall length 32.09"-24 teeth in gear	2	Pass, Comm	28-32
BB 4235-A	Shaft (rear axle)-overall length 36 9/16"-18 teeth in gear	2	Trucks	32-34
BB 4235-B	Shaft (rear axle)-less gear-overall length 36.60"	2	Trucks with full floating axle (except 122")	34-47
●BB 4235-B	Shaft (rear axle)-less gear-overall length 36.60"	2	Trucks except 122"	38-47
	BB-1142-B Adapter (rear hub stud)	16	Trucks with full floating axle	34-47
	BB-1144-A Gasket (rear axle shaft)-4" I.D.- 5.53" O.D.	2	Trucks with full floating axle (except 122")	34-47
	30022-S7 Screw (rear hub cap to axle shaft pull screw)-#12-24 x 9/16"	2	Trucks except 122"	34-42
	BB 1109 Screw (rear axle shaft pull)-use with hub cap-7/16"-14-overall length 1.12"	4	Trucks with full floating axle (except 122")	34-37
	01T-1109 Screw (rear axle shaft pull)-use without hub cap-7/16"-14-overall length 1.12"	4	Trucks except 122"	37-47
	352728-S Stud (rear hub for anchoring axle shaft)-7/16"-14 & 7/16"- 20 x 1 25/32"	16	Trucks	34-47
	351025-S7 Nut-7/16"-20			
	34808-S8 Lockwasher-7/16"			
18 4235	Shaft (rear axle)-overall length 32.18"-18 teeth in gear	2	Pass, Comm	32-34
48 4235	Shaft (rear axle)-overall length 32.85"-18 teeth in gear	2	Pass, Comm	35-38
	34034-S18 Nut-castle (rear axle shaft)- 5/8"-18	2	Pass, Comm	28-37
	351505-S18 Washer-5/8"			
	72035-S7-8 Cotter pin-1/8" x 1"			

● Two Speed Axle

† No Longer Supplied

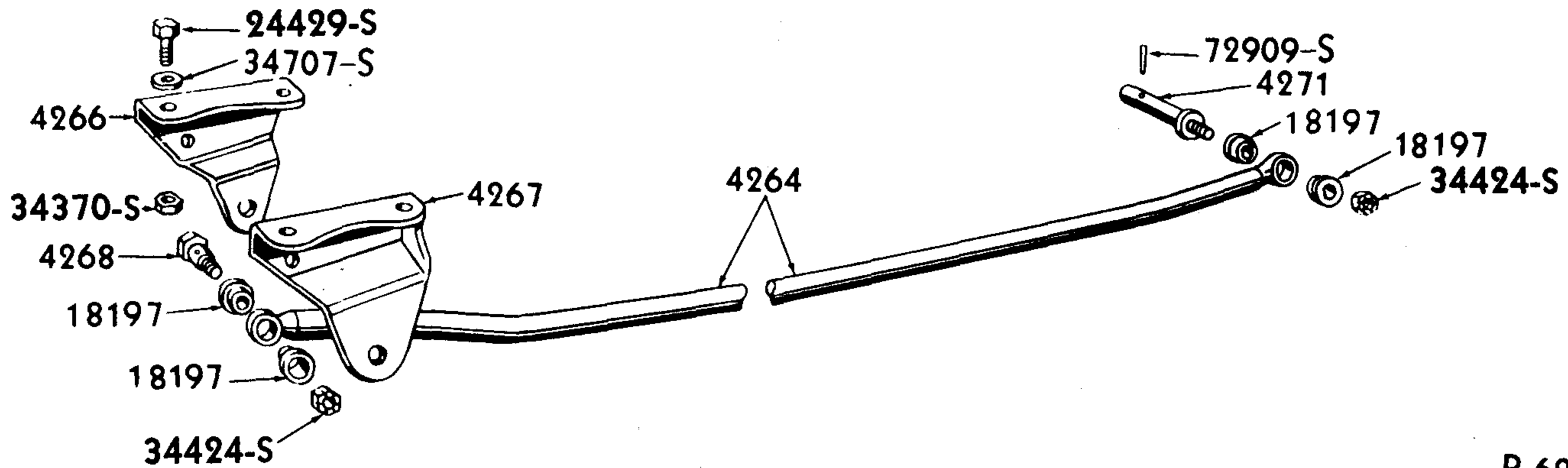


CHASSIS PARTS CATALOGUE

PART NUMBER	PART NAME	NO. REQ'D	MODEL	YEAR 19__
61 4235	Shaft (rear axle)-less gear-overall length 32.15"	2	122" Truck	38-41
	61-1144 Gasket (rear axle shaft)-3.35" I.D. 4.70" O.D.	2	122" Truck	38-47
81A 4235	Shaft(rear axle)-overall length 32.85"-16 teeth in gear	2	Pass, Comm	39-41
21A 4235	Shaft (rear axle)-use with 81A-4215-overall length 33.70"-16 teeth in gear	2	(Pass 1942-48)(Comm 1942-47)	42-48
	356074-S18 Nut (rear axle shaft)-5/8"-18	2	(Pass 1938-48)(Comm 1938-47)	38-48
	351505-S18 Washer-5/8"			
	72071-S Cotter pin-1/8" x 1 1/2"			
21Y 4235	Shaft (rear axle)-overall length 33.75"	2	122" Truck	42-47
BB 4236	Gear (rear axle shaft)-18 teeth	2	Trucks with full floating axle (except 122")	34-39
61 4236	Gear (rear axle shaft)-18 teeth	2	122" Truck	38-47
●81T 4236M	Gear (rear axle shaft)-LH-short hub-20 teeth ⓔ 12636	1	Trucks except 122"	38-39
91T 4236	Gear (rear axle shaft)-20 teeth-replaced by 7RT-4236	2	Trucks except 122"	40-47
●01T 4236M	Gear (rear axle shaft)-RH-long hub-20 teeth ⓔ 20763	1	Trucks except 122"	40-44
●59T 4236M	Gear (rear axle shaft)-RH-short hub-22 teeth ⓔ 25298	1	Trucks except 122"	45-47
7RT 4236	Gear (rear axle shaft)-20 teeth	2	Trucks except 122"	40-47
●81T 4239M	Gear (rear axle shaft)-RH-long hub-20 teeth ⓔ 15556	1	Trucks except 122"	38-39
●01T 4239M	Gear (rear axle shaft)-RH-short hub-20 teeth ⓔ 20762	1	Trucks except 122"	40-44
●59T 4239M	Gear (rear axle shaft)-RH-long hub-22 teeth ⓔ 25299	1	Trucks except 122"	45-47
●81T 4241M	Cup (differential bearing) ⓔ 22127	1	Trucks except 122"	38-47
●81T 4242M	Cone and roller assy (differential) ⓔ 22128	1	Trucks except 122"	38-47
†AA 4243-A	Key (rear hub)-overall length 3 19/32"	2	Trucks	28-29
B 4243	Key (rear axle shaft)-2 55/64" long	2	(Pass 1928-48)(Comm 1928-47)	28-48
B 4243	Key (drive pinion)-2 55/64" long	1	Pass, Comm	28-32
†BB 4243	Key (rear axle shaft)-overall length 4.09"	2	Trucks	30-34
01T 4243	Key (drive pinion)-2" long	1	Trucks except 122"	40-47
●01TS 4243	Key (drive pinion)-1 1/2" long	1	Trucks except 122"	38-40
01Y 4243	Key (drive pinion)-1.38" long	1	(Comm 1942-47)(122" Truck 1940-47)	40-47
AA 4245-A	Retainer assy (rear axle shaft outer grease)	2	Trucks	28-29
B 4245-A	Retainer assy (rear axle shaft grease)	2	(Pass 1928-48)(Comm 1928-47)	28-48
B 4245-A	Retainer assy (drive shaft bearing grease)	1	(Pass 1928-48)(Comm 1928-41)(refer to B 4645-A)	28-48
BB 4245-A	Retainer assy (rear axle shaft housing grease)	2	Trucks	30-34
BB 4245-B	Ring (rear wheel grease outer retainer)	2	Trucks with full floating axle(except 122")	34-39
61 4245	Washer (rear axle lock nuts to bearing)-thrust-1.84" I.D.-3.32" O.D.	2	122" Truck	38-47
BB 4252-A	Nut (rear axle shaft) 72072-S Cotter pin-5/32" x 1 1/2"	2	Trucks	30-34
BB 4252-B	Nut (rear wheel bearing)-outer-without hole for pin	2	Trucks with full floating axle(except 122")	34-37
●BB 4252-B	Nut (rear wheel bearing)	2	Trucks except 122"	40-47
61 4252	Nut (rear wheel bearing)	4	122" Truck	38-47
BB 4255	Nut & locking pin (rear wheel bearing)	2	Trucks with full floating axle (except 122")	34-47
●BB 4255	Nut & locking pin (rear wheel bearing inner)	2	Trucks except 122"	40-47
BB 4256	Pin(rear wheel bearing nut lock)-overall length .44"	2	Trucks with full floating axle(except 122")	38-47
BB 4256	Pin (drive pinion bearing sleeve lock)-overall length .44"	1	Trucks with full floating axle	33-37
●81T 4263M	Spring (sliding clutch shaft compression) ⓔ 9793	1	Trucks except 122"	38-39
	†●351548-S Washer (spring retaining)-.84" I.D.-1.25" I.D.	1	Trucks except 122"	38-39

● Two Speed Axle

† No Longer Supplied



P-621

1942-48 PASSENGER REAR TRACK BAR

Basic numbers only shown on illustration. Order by Part Numbers shown in list of parts.

PART NUMBER	PART NAME	NO. REQ'D	MODEL	YEAR 19__
51A 4264-A	Bar assy (rear track)-LHD	1	(Sedan Delivery & Station Wagon 1942) (All Pass 1946-48)	42-48
21A 4266	Bracket (rear track bar)-front	1	(Sedan Delivery & Station Wagon 1942) (All Pass 1946-48)	42-48
21A 4267	Bracket (rear track bar)-rear	1	(Sedan Delivery & Station Wagon 1942) (All Pass 1946-48)	42-48
	24429-S7 Bolt (rear track bar bracket to frame)-3/8"-24 x 1 1/4"	2	(Sedan Delivery & Station Wagon 1942) (All Pass 1946-48)	42-48
	34707-S2 Washer-3/8"			
	34370-S8 Locknut-3/8"-24			
	24347-S8 Bolt (rear track bar bracket to frame)-5/16"-24 x 3/4"	1	(Sedan Delivery & Station Wagon 1942) (All Pass 1946-48)	42-48
	34393-S7 Locknut-5/16"-24			
21A 4268	Bolt (rear track bar)	1	(Sedan Delivery & Station Wagon 1942) (All Pass 1946-48)	42-48
21A 4271	Stud and washer assy (rear track bar)	1	(Sedan Delivery & Station Wagon 1942) (All Pass 1946-48)	42-48
	34424-S7 Locknut (rear track bar stud)-1/2"-20	2	(Sedan Delivery & Station Wagon 1942) (All Pass 1946-48)	42-48
	72909-S2 Pin-3/16" x 1 1/4"-straight			
	99A 3556-A1 Bushing (rear track bar)-rubber-replaced by 51A 18197	4	(Sedan Delivery & Station Wagon 1942)(All Pass 1946-48)	42-48
	99A 3556-A2 Bushing(rear track bar)-synthetic rubber-replaced by 51A 18197	4	(Sedan Delivery & Station Wagon 1942)(All Pass 1946-48)	42-48
●81T 4272M	Bolt (diff. carrier oil scoop retainer)-7/16"-14-overall length 1.21" (E) 15580	1	Trucks except 122"	38-47
	●34808-S8 Lockwasher (retainer screw)-7/16"	1	Trucks except 122"	38-47
●01T 4273M	Bolt (shift fork cover)-7/16"-14-overall length 2.52" (E) 20806	1	Trucks except 122"	40-47
●81T 4274M	End (sliding clutch shaft eye rod) (E) 13623	1	Trucks except 122"	38-39
●01W 4278M	Plate (shift lever bracket reinforcement) (E) 19248	1	COE	40-42

● Two Speed Axle



CHASSIS PARTS CATALOGUE

PART NUMBER	PART NAME	NO. REQ'D	MODEL	YEAR 19__
●01W 4279M	Bellcrank (shift rod support) (E) 21684	1	COE	40-42
	+●25742-S2 Bolt (bellcrank fulcrum)-1/2"-20 x 2 1/4" end drilled (E) 19266	1	COE	40-42
	●34032-S7 Nut castle-1/2"-20			
	●72034-S Cotter pin-3/32" x 1"			
●01T 4282M	Pad (shift lever floor hole) (E) 22100	1	Trucks except 122" & COE	38-44
●01W 4282M	Pad (shift lever floor hole weather) (E) 19441	1	COE	40-44
●01T 4283M	Retainer (shift lever weather pad) (E) 21895	1	Trucks except 122" & COE	38-44
●01W 4283M	Retainer (shift lever weather pad) (E) 19442	1	COE	40-44
	●32923-S7 Screw (retainer)-No.8 x 1/2" self tapping (E) 19439	4	Trucks except 122"	40-44
+A 4504	Tube assy (torque)-with bearing cup and grease retainer	1	Pass, Comm	28-31
AA 4504-B	Tube assy (torque)-with bearing cup and grease retainer	1	Trucks with worm type rear axle	28-29
	22544-S Bolt (torque tube)-1/2"-13 x 1 3/8"	6	Trucks	28-29
	353047-AS7 Fitting (lubricator)	1	Trucks	28-29
+AA 4504-F	Tube assy (torque)-with bearing cup and grease retainer	1	Trucks with bevel gear type rear axle	30-31
B 4504	Tube assy (torque)-with bearing cup and grease retainer	1	Pass, Comm	32
BB 4504	Tube assy (torque)-with bearing cup and grease retainer	1	Trucks	32-34
18 4504	Tube assy (torque)-with bearing cup and grease retainer-used with 18-4025	1	Pass, Comm (8 cyl)	32
	350508-S7 Bolt (torque tube to differential housing)-3/8"-24 x 3/4"	6	Pass, Comm	28-32
	34847-S8 Lockwasher-3/8"			
+40 4504	Tube assy (torque)-with brg. cup & grease retainer	1	Pass, Comm (8 cyl)	33-34
46 4504	Tube assy (torque)-with brg. cup & grease retainer	1	Comm (4 cyl)	33-34
48 4504	Tube assy (torque)-with bearing cup and grease retainer-used with 10 spline pinion	1	Pass, Comm (90 HP)	35-38
51 4504	Tube assy (torque)-with brg. cup & grease retainer	1	Trucks except 122" & 101" COE	35-39
68 4504	Tube assy (torque)-with bearing cup and grease retainer-used with 6 spline pinion	1	Pass, Comm	37-41
82Y 4504	Tube assy (torque)-with brg. cup & grease retainer	1	122" Truck	38-39
811W 4504	Tube assy (torque)-with brg. cup & grease retainer	1	101" COE	38-39
6A 4504	Tube assy (torque)-with brg. cup & grease retainer	1	Pass	41-48
	350522-S Bolt (torque tube to differential housing)-3/8"-24 x 1"-head drilled	6	(Pass 1932-48)(Comm 1932-47)(122" 3/4 ton 1938-47)	32-48
	34847-S8 Lockwasher-3/8"			
	20735-S Bolt (torque tube to rear axle housing)-9/16"-12 x 1 11/16"	6	Trucks except 122"	30-39
	34810-S7-8 Lockwasher-9/16"			
	353031-AS7 Fitting (lubricator)	1	Trucks	30-39
B 4507	Gasket (torque tube to differential housing)-use with torque tube having oil groove	1	Pass, Comm (4 & 8 cyl)	32
+18 4507	Gasket (torque tube to axle housing)	1	Pass, Comm (8 cyl)	32-34
48 4507	Gasket (torque tube to axle housing)-use with splined pinion	1	(Pass 1935-48)(Comm 1935-47)(122" Truck 1942-47)	35-48
01Y 4507	Gasket (drive pinion grease retainer support)	1	(Comm 1942-47)(122" Truck 1940-47)	40-47
BB 4509	Gasket (universal joint housing cap)	2	Trucks	32-39
BB 4509	Gasket (coupling shaft housing)	1	Truck (refer to 4803)	32-37

● Two Speed Axle + No Longer Supplied



CHASSIS PARTS CATALOGUE

PART NUMBER	PART NAME	NO. REQ'D	MODEL	YEAR 19__
A 4513-A	Cap (universal joint housing inner)-holes equally spaced	1	Pass, Comm, Trucks	28-31
A 4513-B	Cap (universal joint housing inner)-holes unequally spaced	1	Pass, Comm	28-29
B 4513	Cap (universal joint housing inner)	1	(Pass 1932-48)(Comm 1932-41)	32-48
BB 4513	Cap (universal joint housing inner)	1	Trucks	32-39
	BB-4809 Packing (universal joint housing)-felt	2	Trucks	32-39
81C 4513	Cap (universal joint housing inner)	1	Comm with 4 Speed Transmission	38-41
A 4515-A	Gasket (universal joint housing cap)-holes equally spaced	2or3	Pass, Comm, Trucks	28-31
B 4515	Gasket (universal joint housing cap)	2	(Pass 1932-48)(Comm 1932-41)	32-48
BB 4515	Gasket (universal joint housing cap)	1	Trucks	32-39
B 4516-A2	Cork (universal joint housing cap)	2or4	Trucks	28-31
B 4516-A2	Cork (universal joint housing cap)	1	(Pass 1928-48)(Comm 1928-41)	28-48
A 4520-B	Cap assy (universal joint housing outer)-holes unequally spaced-consists of both halves, bolts, nuts and washers	1	Pass, Comm, Trucks	28-29
A 4520-C	Cap assy (universal joint housing outer)-holes equally spaced-consists of both halves, bolts, nuts and washers	1	Pass, Comm, Trucks	28-31
BB 4520	Cap assy (universal joint housing outer)-consists of both halves, bolts, nuts & washers	1	Trucks	32-39
	BB-4522 Bolt (universal joint housing cap)	6	Pass, Comm	28-31
	24389-S8 Bolt (universal joint housing cap)-3/8"-24 x 1"	2	Trucks	32-39
	33800-S8 Nut-3/8"-24			
	34847-S8 Lockwasher-3/8"			
	BB-4809 Packing (universal joint housing cap)-felt	1	Trucks	32-39
48 4520-A	Cap (universal joint housing outer)	1	(Pass 1932-48)(Comm 1932-41)	32-48
	B-5098-B Bolt (universal joint housing cap to rear motor support)-7/16"-20 x 1.14"-use with one piece type cap	4	(Pass, Comm 1933-36)(Comm 1937-60 HP)	33-37
	B-5098-C Bolt (universal joint housing cap to rear motor support)-7/16"-20 x 1.29"-use with two piece type cap	4	(Pass, Comm 1932-36)(Comm 1937-60 HP)	32-37
	24391-S7-8 Bolt(outer upper to lower half)-7/16"-20 x 1"	2	(Pass 1932-48)(Comm 1937-41)	32-48
	33802-S2 Nut-7/16"-20			
	34808-S2 Lockwasher-7/16"			
	22230-S2 Bolt (universal joint housing cap to rear motor mount support)-upper-7/16"-20 x 1 1/4"-end drilled	2or4	(Pass 1932-48)(Comm 1937-41)	32-48
	355719-S Bolt (universal joint housing-lower-to rear main bearing retainer)-7/16"-20 x 1 3/8"	2	Pass	42-48
	33881-S8 Nut-7/16"-20			
	34031-S7 Nut-castle-7/16"-20			
	34808-S8 Lockwasher-7/16"			
	72034-S Cotter pin-3/32" x 1"			
	353031-AS7 Fitting (universal joint housing outer cap lubricator)	1	Pass, Comm	33-34
	358011-S7 Fitting (universal joint housing outer cap lubricator)	1	(Pass 1935-48)(Comm 1935-41)	35-48
†AA 4522	Bolt (cap to coupling shaft rear support)-3/8"-24 x 1 15/32"-end drilled	6	Trucks	30-31
	34030-S8 Nut-castle-3/8"-24			
	72034-S Cotter pin-3/32" x 1"			

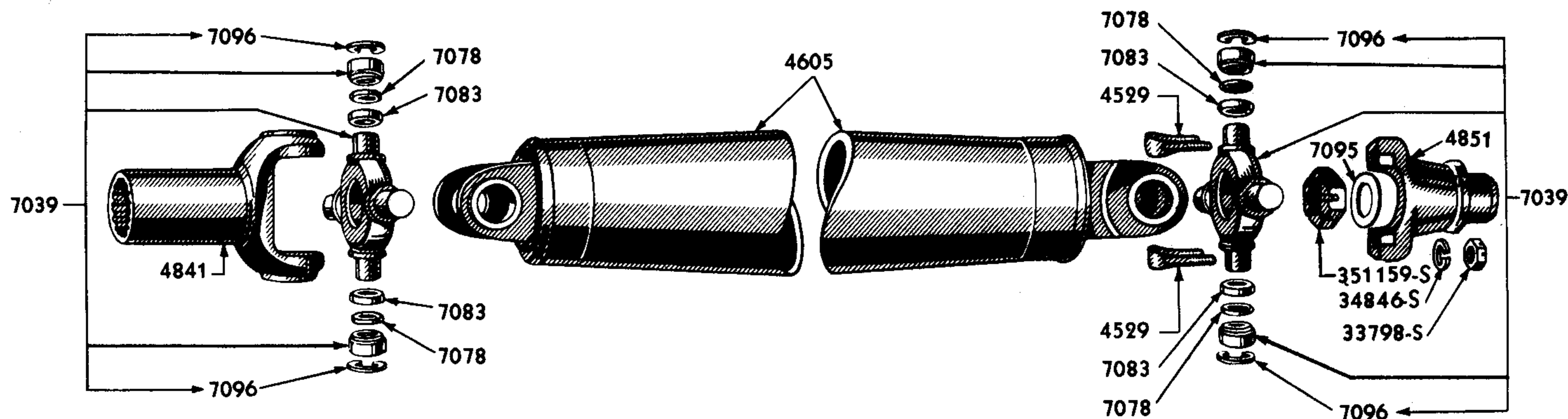
† No Longer Supplied



CHASSIS PARTS CATALOGUE

PART NUMBER	PART NAME	NO. REQ'D	MODEL	YEAR 19__
BB 4522	Bolt (univ/jt.housing cap)-rear-3/8"-24 x 1 7/32"-end drilled	6	(Pass,Comm 1928-31)(Trucks 1928-39)	28-39
	34030-S8 Nut-castle-3/8"-24			
	72034-S Cotter pin-3/32" x 1"			
	33800-S8 Nut (univ/jt.housing cap)-upper & lower-3/8"-24	2	101" COE	38-39
	34030-S8 Nut-castle (univ/jt.housing cap)-RH & LH side-3/8"-24 LH side-3/8"-24	4	101" COE	38-39
	72009-S Cotter pin-3/32" x 1"			
BB 4522	Bolt (universal joint housing cap)-3/8"-24 x 1 7/32"-end drilled	6	Pass,Comm (refer to BB 4520)	28-31
BB 4522	Bolt (coupling shaft support)-3/8"-24 x 1 7/32"-end drilled	6	Trucks (refer to AA 4808-C)	29-37
BB 4522	Bolt(hand brake lever to sector)-3/8"-24 x 1 7/32"-end drilled	1	(Pass,Comm 1929-32)(Trucks 1929-34) (refer to 01T 2780)	29-34
BB 4522	Bolt (steering gear housing to frame)-3/8"-24 x 1 7/32"-end drilled	3	Pass,Comm (refer to 6A 3504)	33-34
BB 4522	Bolt (muffler outlet pipe bracket)-3/8"-24 x 1 7/32"-end drilled	1	Pass,Comm,Trucks (refer to 81T 5260)	28-31
01T 4529	"U" bolt (univ/jt.)-3/8"-24	2or4	Trucks except 122"	40-47
	33800-S8 Nut (univ/jt. "U" bolt)-3/8"-24	4or8	Trucks except 122"	40-47
	34847-S8 Lockwasher-3/8"			
01Y 4529	"U" bolt (univ/jt.)-3 speed transmission-5/16"-24	2	(Comm 1942-47)(122" Truck 1940-47)	40-47
	33798-S8 Nut (univ/jt."U" bolt)-5/16"-24	4	(Comm 1942-47)(122" Truck 1940-47)	40-47
	34846-S2 Lockwasher-5/16"			
●81T 4536M-A	Shim (drive pinion bearing sleeve)-.028"/.032" thick ⓔ 12095	As Req'd	Trucks except 122"	38-47
●81T 4536M-B	Shim (drive pinion bearing sleeve)-.00975"/.01025" thick ⓔ 12097	As Req'd	Trucks except 122"	38-47
●81T 4536M-C	Shim (drive pinion bearing sleeve)-.00175"/.00225" thick ⓔ 12098	As Req'd	Trucks except 122"	38-47
●81T 4536M-D	Shim (drive pinion bearing sleeve)-.00275"/.00325" thick ⓔ 12099	As Req'd	Trucks except 122"	38-47
●01T 4537M-A	Spacer (drive pinion bearing)-.513"/.514" thick ⓔ 10951	As Req'd	Trucks except 122"	40-47
●01T 4537M-C	Spacer (drive pinion bearing)-.516"/.517" thick ⓔ 10800	As Req'd	Trucks except 122"	40-47
●01T 4537M-E	Spacer (drive pinion bearing)-.519"/.520" thick ⓔ 10801	As Req'd	Trucks except 122"	40-47
●01T 4537M-G	Spacer (drive pinion bearing)-.522"/.523" thick ⓔ 10802	As Req'd	Trucks except 122"	40-47
●01T 4537M-J	Spacer (drive pinion bearing)-.525"/.526" thick ⓔ 10803	As Req'd	Trucks except 122"	40-47
●01T 4537M-L	Spacer (drive pinion bearing)-.528"/.529" thick ⓔ 10804	As Req'd	Trucks except 122"	40-47
●01T 4537M-N	Spacer (drive pinion bearing)-.531"/.532" thick ⓔ 10805	As Req'd	Trucks except 122"	40-47
●01T 4537M-Q	Spacer (drive pinion bearing)-.534"/.535" thick ⓔ 10806	As Req'd	Trucks except 122"	40-47
●01T 4537M-S	Spacer (drive pinion bearing)-.537"/.538" thick ⓔ 10807	As Req'd	Trucks except 122"	40-47
●01T 4537M-T	Spacer (drive pinion bearing)-.539"/.540" thick ⓔ 10808	As Req'd	Trucks except 122"	40-47
●01T 4537M-U	Spacer (drive pinion bearing)-.540"/.541" thick ⓔ 10952	As Req'd	Trucks except 122"	40-47
●01T 4537M-W	Spacer (drive pinion bearing)-.543"/.544" thick ⓔ 10950	As Req'd	Trucks except 122"	40-47

● Two Speed Axle



P-701

1942-47 COMMERCIAL DRIVE SHAFT AND UNIVERSAL JOINT

Basic numbers only shown on illustration. Order by Part Numbers shown in list of parts.

PART NUMBER	PART NAME	NO. REQ'D	MODEL	YEAR 19__
A 4605-B	Shaft (drive)-54 1/16" long	1	Pass,Comm	28-31
AA 4605-A	Shaft (drive)-55 1/4" long	1	Trucks	28-29
AA 4605-G	Shaft (drive)-52 7/16" long	1	Trucks	30-31
+B 4605-A	Shaft (drive)-key type-56 31/64" long	1	Pass,Comm	32
BB 4605-A	Shaft (drive)-53 7/8" long	1	Trucks	32-34
BB 4605-A	Shaft (drive)-53 7/8" long	1	101" COE	39
40 4605	Shaft (drive)-60 5/32" long	1	Pass,Comm (8 cyl)	33-34
+46 4605	Shaft (drive)-58 7/16" long	1	Pass,Comm (4 cyl)	33-34
48 4605-A	Shaft (drive)-hollow-use with axle having 10 spline pinion	1	Pass,Comm	35-38
51 4605-A	Shaft (drive)-63 3/8" long	1	Trucks except 122"	35-39
68 4605-B	Shaft (drive)-solid-use with axle having 6 spline pinion	1	Pass,Comm	37-41
82Y 4605-A	Shaft (drive)-57 3/4" long	1	122" Truck	38-39
01T 4605-A	Shaft (drive)-46 5/16" long	1	101"-134"-158" Trucks	40-47
014T 4605-A	Shaft (drive)-67" long	1	194" Truck	40-47
01Y 4605	Shaft (drive)-39" long	1	122" Truck	40-47
11A 4605-B	Shaft (drive)-67 3/4" long	1	Pass	41-48
21C 4605-A	Shaft (drive)-with 3 speed transmission-64 1/2" long	1	Comm	42-47
21C 4605-C	Shaft (drive)-with 4 speed transmission-64 13/16" long	1	Comm	42-47
18 4607	Pin (drive shaft)-1.92" long-replaced by 48-4607	1	Pass,Comm	32-34
48 4607	Pin (drive shaft)-2.04" long-use with 10 spline pinion	2	(Pass,Comm 1932-38)(122" Truck 1939)	32-39
68 4607	Pin (drive shaft)-1.7" long-use with 6 spline pinion	1	(Pass 1937-48)(Comm 1937-41)	37-48
AA 4609-A	Pinion and pilot bearing race assy (drive)-6.6 to 1 ratio	1	Trucks	30-31
AA 4609-B	Pinion and pilot bearing race assy (drive)-5.14 to 1 ratio	1	Trucks	30-31
	351170-S Nut (drive pinion bearing)-1/2"-20	2	Trucks	30-31
BB 4609-A	Pinion and pilot bearing race assy (drive)-6.6 to 1 ratio	1	Trucks	32-34
BB 4609-B	Pinion and pilot bearing race assy (drive)-5.14 to 1 ratio	1	Trucks	32-34
BB 4609-C	Pinion and pilot bearing race assy (drive)-6.6 to 1 ratio	1	Trucks with full floating axle	34-37
BB 4609-D	Pinion and pilot bearing race assy (drive)-5.14 to 1 ratio	1	Trucks with full floating axle (except 122")	34-39

+ No Longer Supplied



CHASSIS PARTS CATALOGUE

PART NUMBER	PART NAME	NO. REQ'D	MODEL	YEAR 19__
79 4609	Pinion and pilot bearing race assy (drive)-6.67 to 1 ratio	1	Trucks except 122"	37-39
81T 4609	Pinion and pilot bearing race assy (drive)-5.14 to 1 ratio-stamped with SS	1	Trucks except 122"	38-39
81Y 4609-A	Pinion and pilot bearing race assy (drive)-4.11 to 1 ratio	1	122" Truck (except 60 HP)	38-39
81Y 4609-B	Pinion and pilot bearing race assy (drive)-4.86 to 1 ratio	1	122" Truck (except 60 HP)	38-39
82Y 4609	Pinion and pilot bearing race assy (drive)-6.67 to 1 ratio	1	122" Truck (60 HP)	38-39
91T 4609	Pinion and pilot bearing race assy (drive)-5.83 to 1 ratio	1	Trucks except 122"	39
01T 4609-A	Pinion and pilot bearing race assy (drive)-6.67 to 1 ratio	1	Trucks except 122"	40-47
01T 4609-B	Pinion and pilot bearing race assy (drive)-5.83 to 1 ratio	1	Trucks except 122"	40-47
01T 4609-C	Pinion and pilot bearing race assy (drive)-5.14 to 1 ratio	1	Trucks except 122"	40-47
01Y 4609-A	Pinion and pilot bearing race assy (drive)-4.11 to 1 ratio	1	122" Truck (except 60 HP)	40-47
01Y 4609-B	Pinion and pilot bearing race assy (drive)-4.86 to 1 ratio	1	122" Truck (except 60 HP)	40-47
02Y 4609	Pinion and pilot bearing race assy (drive)-6.67 to 1 ratio	1	122" Truck (60 HP)	40
AA 4610-A	Worm (rear axle)-7.25 to 1 ratio	1	Trucks with worm type rear axle	28-29
AA 4610-B	Worm (rear axle)-5.17 to 1 ratio	1	Trucks with worm type rear axle	28-29
●81T 4610M	Pinion (bevel drive)-5.83 to 1 ratio (E) 14463	1	Trucks except 122"	38-39
●01T 4610M	Pinion (bevel drive)-5.83 to 1 ratio (E) 21647	1	Trucks except 122"	40-44
●59T 4610M	Pinion (drive)-5.83 to 1 ratio-replaced by 59T-4209M (E) 25353	1	Trucks except 122"	45-47
	●351165-S Nut-castle 1"-20	1	Trucks except 122"	40-47
	●72089-S Cotter pin-1/8" x 1 3/4"			
	●356139-S Nut (drive pinion bearing)- 1 9/16"-20 hex (E) 21390	2	Trucks except 122"	40-47
BB 4614-A	Sleeve & bearing cups assy (drive pinion)	1	Trucks	30-34
BB 4614-B	Sleeve & bearing cups assy (drive pinion)	1	Trucks with full floating axle (except 122")	34-47
●81T 4614M	Sleeve & bearing cups assy (drive pinion) (E) 22120	1	Trucks except 122"	38-47
AA 4615-A	Bearing assy (worm roller)	2	Trucks with worm type rear axle	28-29
AA 4616-A	Sleeve (worm roller bearing)	2	Trucks with worm type rear axle	28-29
AA 4616-B	Cup (drive pinion bearing)	1	Trucks with bevel gear type rear axle	28-29
B 4616-A	Cup (drive pinion bearing)-use with B-4605-A	1	Pass,Comm	28-32
	B-4221 Cone & roller assy (drive pinion bearing)-use with B-4605-A	1	Pass,Comm	28-32
BB 4616-A	Cup (drive pinion bearing)	2	Trucks	30-34
BB 4616-B	Cup (drive pinion bearing)	2	Trucks with full floating axle (except 122")	34-47
●BB 4616-B	Cup (drive pinion bearing)	2	Trucks except 122"	38-47
18 4616	Cup (drive pinion bearing)	1	Pass,Comm	32-34
48 4616	Cup (drive pinion bearing)	1	(Pass 1935-48)(Comm,122" Truck 1935-47)	35-48
AA 4621-B	Cone & roller assy (drive pinion bearing)	1	Trucks with bevel gear type rear axle	28-29
AA 4621-C	Cone & roller assy (drive pinion bearing)	2	Trucks	30-31
BB 4621-A	Cone & roller assy (drive pinion bearing)	2	Trucks	32-34
BB 4621-B	Cone & roller assy (drive pinion bearing)	2	Trucks with full floating axle (except 122")	34-47
●BB 4621-B	Cone & roller assy (drive pinion bearing)	2	Trucks except 122"	38-47

● Two Speed Axle



CHASSIS PARTS CATALOGUE

PART NUMBER	PART NAME	NO. REQ'D	MODEL	YEAR 19__
18 4621	Cone & roller assy (drive pinion bearing)	2	Pass, Comm	32-34
48 4621-B	Cone & roller assy (drive pinion bearing)-to be assembled with end marked "P" next to pinion	2	(Pass 1935-48)(Comm, 122" Truck 1935-47)	35-48
AA 4622	Retainer (worm roller bearing)-front	1	Trucks with worm type rear axle	28-29
BB 4625-B	Bearing assy (drive pinion pilot)	1	Trucks with full floating axle (except 122")	32-47
18 4625-A	Bearing assy (drive pinion pilot)-1.013" I.D.-2.046" O.D. x .59" thick	1	(Pass 1932-48)(Comm 1932-47)	32-48
61 4625	Bearing assy (drive pinion pilot)	1	122" truck	38-47
●81T 4625M-A	Bearing assy (drive pinion pilot) (E) 13224	1	Trucks except 122"	38-47
8Y 4625	Bearing assy (drive pinion pilot)	1	122" Truck	38-47
BB 4626-B	Race (drive pinion pilot bearing inner)	1	Trucks	30-34
BB 4626-D	Race (drive pinion pilot bearing inner)	1	Trucks with full floating axle (except 122")	34-47
61 4626-B	Race (drive pinion pilot bearing inner)	1	122" Truck	38-47
BB 4627	Ring (drive pinion pilot bearing locking)	1	Trucks	30-47
BB 4629	Retainer (drive pinion pilot bearing)	1	Trucks	30-47
	60542-S Rivet-1/4" x 1 1/2"	2	Trucks	30-47
18 4629	Retainer (drive pinion pilot bearing)	1	(Pass 1932-48)(Comm, 122" Truck 1932-47)	32-48
	63397-S Rivet-3/16" x 11/16"	2	(Pass 1932-48)(Comm 1932-47)	32-48
	63412-S Rivet-3/16" x 13/16"	2	122" Truck	38-47
B 4634	Nut (drive pinion bearing lock)-1 9/16"-20 x 3/8" thick	2	(Pass, Comm 1928-32)(Trucks except 122" 1928-47)	28-47
	†A-21950-A Nut (drive pinion bearing lock)-1 1/8"-24	2	Pass, Comm	28-29
●B 4634	Nut (drive pinion bearing)-1 9/16"-20 x 3/8" thick	2	Trucks except 122"	38-39
18 4634	Nut (drive pinion bearing lock)-1 5/16"-20 x 3/8" thick	2	(Pass 1932-48)(Comm, 122" Truck 1932-47)	32-48
†AA 4635	Bearing (drive shaft)-front	1	122" Truck	38-39
A 4636-A	Washer (drive pinion bearing nut lock)-1.13" I.D.	1	Pass, Comm	28
B 4636-A	Washer (drive pinion bearing nut lock)	1	(Pass, Comm 1928-32)(Trucks except 122" 1928-47)	28-47
●B 4636-A	Washer (drive pinion bearing nut lock)-I.D. 1.57"	1	Trucks except 122"	38-39
●OLT 4636M	Washer (drive pinion bearing nut lock) (E) 21389	1	Trucks except 122"	40-44
OLY 4636	Washer (drive pinion bearing nut lock)	1	(Pass 1932-48)(Comm, 122" Truck 1932-47)	32-48
†B 4637	Washer (drive pinion bearing thrust)-use with B-4221	1	Pass, Comm	28-32
OLY 4637	Washer (drive pinion bearing thrust)-use with 18-4221 1932-36-2" O.D.-1.32" I.D.	1	(Pass 1932-48)(Comm, 122" Truck 1932-47)	32-48
AA 4645-A	Bearing (drive shaft roller)	1	Trucks	28-31
AA 4645-A	Bearing (coupling shaft roller)	2	Trucks (refer to AA 4811)	28-29
AA 4645-A	Bearing (dual high roller)	2	Trucks (refer to Dual High Group)	28-29
B 4645-A	Bearing (drive shaft)	1	(Pass 1928-48)(Comm 1928-41)	28-48
	B-4245 Retainer (drive shaft grease)	1	(Pass 1928-48)(Comm 1928-41)	28-48
BB 4645-A	Bearing (drive shaft)	2	Trucks except 122"	32-39
AA 4655	Sleeve (drive shaft roller bearing)	1	Trucks	28-31
AA 4655	Sleeve (drive shaft roller bearing)-front	1	122" Truck	38-39
AA 4655	Sleeve (coupling shaft roller bearing)	2	Trucks (refer to AA 4811)	28-29
AA 4655	Sleeve (dual high roller bearing)	2	Trucks (refer to Dual High Group)	28-29
B 4655	Sleeve (drive shaft bearing)-split	1	(Pass 1928-48)(Comm 1928-41)	28-48
BB 4655	Sleeve (drive shaft roller bearing)	1	Trucks except 122"	32-39
78 4658	Bearing (drive shaft)-center	1	(Pass 1937-48)(Comm 1937-41)	37-48
BB 4662	Gasket (drive pinion bearing sleeve)-cork	1	Trucks except 122"	30-47
●BB 4662	Gasket (drive pinion sleeve)-cork	1	Trucks except 122"	38-47
AA 4667-B	Washer (drive shaft rear bearing adjusting nut)-tongue 5/32" wide	1	Trucks with bevel gear type rear axle	28-29

● Two Speed Axle

† No Longer Supplied



CHASSIS PARTS CATALOGUE

PART NUMBER	PART NAME	NO. REQ'D	MODEL	YEAR 19
AA 4667-B	Washer (drive pinion bearing thrust)-tongue 5/32" wide	1	Trucks	30-31
AA 4667-C	Washer (drive pinion bearing thrust)-tongue 1/4" wide	1	Trucks	30-31
BB 4667	Washer (drive pinion bearing thrust)-tongue 1/4" wide	1	Trucks except 122"	32-47
●BB 4667	Washer (drive pinion bearing)-tongue 1/4" wide	1	Trucks except 122"	38-39
OLY 4668	Retainer (drive pinion bearing)	1	(Comm 1942-47)(122" Truck 1940-47)	40-47
AA 4669-B	Retainer (drive shaft rear bearing nut)	1	Trucks with bevel gear type rear axle	28-29
AA 4669-B	Retainer (drive pinion bearing nut)	1	Trucks	30-31
†AA 4669-C	Retainer (drive pinion bearing nut)-use with drive pinion with 1/4" keyway	1	Trucks	31
AA 4672	Cone (drive shaft rear bearing)	1	Trucks with bevel gear type rear axle	28-29
†AA 4673	Cup (drive shaft rear bearing)	1	Trucks with bevel gear type rear axle	28-29
OLT 4674	Support and retainer assy (drive pinion grease)	1	Trucks except 122"	40-47
	20972-S2 Bolt (drive pinion grease retainer support) -9/16"-12 x 1 1/4"	6	Trucks except 122"	40-47
	34810-S7-8 Lockwasher-9/16"			
●OLT 4674M	Support and retainer assy (drive pinion grease) (E) 29147	1	Trucks except 122"	40-47
	●20690-S2 Bolt (oil seal retainer to diff. carrier) -9/16"-12 x 1 3/8" (E) 10809	6	Trucks except 122"	40-47
	●34810-S7-8 Lockwasher-9/16"			
OLY 4674	Support and retainer assy (drive pinion grease)	1	(Comm 1942-47)(122" Truck 1940-47)	40-47
	24389-S8 Bolt (drive pinion bearing retainer) -3/8"-24 x 1"	6	(Comm 1942-47)(122" Truck 1940-47)	40-47
	34847-S8 Lockwasher-3/8"			
OLT 4676-A	Retainer assy (drive pinion grease)	1	Trucks except 122"	40-47
●OLT 4676-A	Retainer assy (drive pinion grease)	1	Trucks except 122"	40-47
OLY 4676-A	Retainer assy (drive pinion grease)	1	(Comm 1942-47)(122" Truck 1940-47)	40-47
214T 4677	Spacer (drive shaft guard bar)-use on frames without side member reinforcement	2	194" Truck	40-47
AA 4684-A	Coupling (drive shaft)	1	Trucks	28-29
	A-23861 Pin-3/8" x 2-1/4"	1	Trucks	28-29
	72974-S Pin-3/8" x 2-1/2"	1	Trucks	28-29
	†A-22248 Washer-3/8"	1	Trucks	28-29
	72034-S Cotter pin-3/32" x 1"			
AA 4684-B	Coupling (drive shaft)	1	Trucks	30-31
68 4684-B	Coupling (drive shaft)-6 spline	1	Comm	37-41
68 4684-B	Coupling (drive shaft)-6 spline	1	Pass	37-48
AA 4686	Retainer assy (drive shaft grease)	1	Trucks	28-31
AA 4686	Retainer assy (drive shaft grease)	1	122" Truck	38-39
AA 4686	Retainer assy (dual high grease)	2	Trucks (refer to Dual High Group)	28-29
BB 4686	Retainer assy (drive shaft grease)	1	Trucks except 122"	32-39
594T 4690-A	Guard (coupling shaft)-1" wide	1	158" & 194" School Bus	45-47
594T 4690-B	Guard (coupling shaft)-1 1/4" wide	1	158" & 194" School Bus	45-47
	24389-S8 Bolt (coupling shaft guard to No.3 cross member) -3/8"-24 x 1"	2	158" & 194" School Bus	45-47
	33800-S8 Nut-3/8"-24			
	34847-S8 Lockwasher-3/8"			
AA 4695	Retainer (worm thrust bearing)	1	Trucks with worm type rear axle	28-29
	†351151-S Nut-castle (retainer)-7/8"-14	1	Trucks	28-29
	72072-S Cotter pin-5/32" x 1 1/2"			

● Two Speed Axle

† No Longer Supplied



CHASSIS PARTS CATALOGUE

PART NUMBER	PART NAME	NO. REQ'D	MODEL	YEAR 19__
014T 4695	Bar (drive shaft guard)	1	194" Truck	40-44
214T 4695	Bar (drive shaft guard)	1	158" & 194" School Bus	40-47
	24389-S8 Bolt (drive shaft guard bar) 3/8" -24 x 1"	4	158" & 194" School Bus	40-47
	33800-S8 Nut-3/8" -24			
	34847-S8 Lockwasher-3/8"			
AA 4696-A	Bearing assy (worm thrust)	1	Trucks with worm type rear axle	28-29
014T 4696	"U" Bolt (drive shaft guard cross member)-3/8"-24	1	158" & 194" School Bus	40-47
	33800-S8 Nut (drive shaft guard cross member "U" bolt)-3/8" -24	4	158" & 194" School Bus	40-47
	34847-S8 Lockwasher-3/8"			
AA 4700	Retainer assy (worm grease)	1	Trucks with worm type rear axle	28-29
AA 4707	Pin (drive shaft coupling)-3/8" x 2 3/16"	1	Trucks	30-31
A 4750-A	Rod (rear radius)-RH-solid end	1	Pass, Comm	28-29
A 4750-B2	Rod (rear radius)-RH-forked end	1	Pass, Comm	28-30
AA 4750-C	Rod (rear radius)-RH	1	Trucks	28-31
B 4750	Rod (rear radius)-RH-use with B-4010	1	Pass, Comm	32
+18 4750	Rod (rear radius)-RH	1	Pass, Comm	32-34
BB 4750	Rod (rear radius)-RH	1	Trucks	32-34
48 4750	Rod (rear radius)-RH	1	Pass, Comm	35-36
51 4750	Rod (rear radius)-RH	1	Trucks	35-37
68 4750	Rod (rear radius)-RH	1	(Pass 1937-40)(Comm 1937-41)	37-41
81T 4750	Rod (rear radius)-RH	1	Trucks except 122" & 101" COE	38-39
82Y 4750	Rod (rear radius)-RH	1	122" Truck	38-39
811W 4750	Rod (rear radius)-RH	1	101" COE	38-39
99A 4750	Rod (rear radius)-RH	1	Pass	41
21A 4750	Rod (rear radius)-RH	1	Pass	42-48
+A 4751-A	Rod (rear radius)-LH-solid end	1	Pass, Comm	28-29
+A 4751-B2	Rod (rear radius)-LH-forked end	1	Pass, Comm	28-30
	72034-S Cotter pin-3/32" x 1"			
+AA 4751-C	Rod (rear radius)-LH	1	Trucks	28-31
B 4751	Rod (rear radius)-LH-use with B-4011	1	Pass, Comm	32
+BB 4751	Rod (rear radius)-LH	1	Trucks	32-34
18 4751	Rod (rear radius)-LH	1	Pass, Comm	32-34
	350700-S Bolt (rear radius rod)-front- 9/16"-18 x 3 1/8"-end drilled	1	Pass, Comm	28-31
	34033-S18 Nut-castle 9/16"-18			
	72035-S7-8 Cotter pin-1/8" x 1"			
	A-2248 Bolt (rear)-7/16"-20 x 2 1/8" - end drilled	4	Pass, Comm	28-31
	A-2249 Bolt (rear brake housing plate)- 7/16"-20 x 1 25/32"-end drilled	4	Pass, Comm	28-31
	34031-S7 Nut castle-7/16"-20			
	72034-S Cotter pin-3/32" x 1"			
	+22288-S7 Bolt (front)-1/2"-20 x 2"-end drilled	1	Pass, Comm	32-34
	34032-S7 Nut-castle-1/2"-20			
	B-2249 Bolt (rear)-7/16"-20 x 1 3/16" - end drilled	8	Pass, Comm	32-36
48 4751	Rod (rear radius)-LH	1	Pass, Comm	35-36
51 4751	Rod (rear radius)-LH	1	Trucks	35-37
68 4751	Rod (rear radius)-LH	1	(Pass 1937-40)(Comm 1937-41)	37-41

† No Longer Supplied

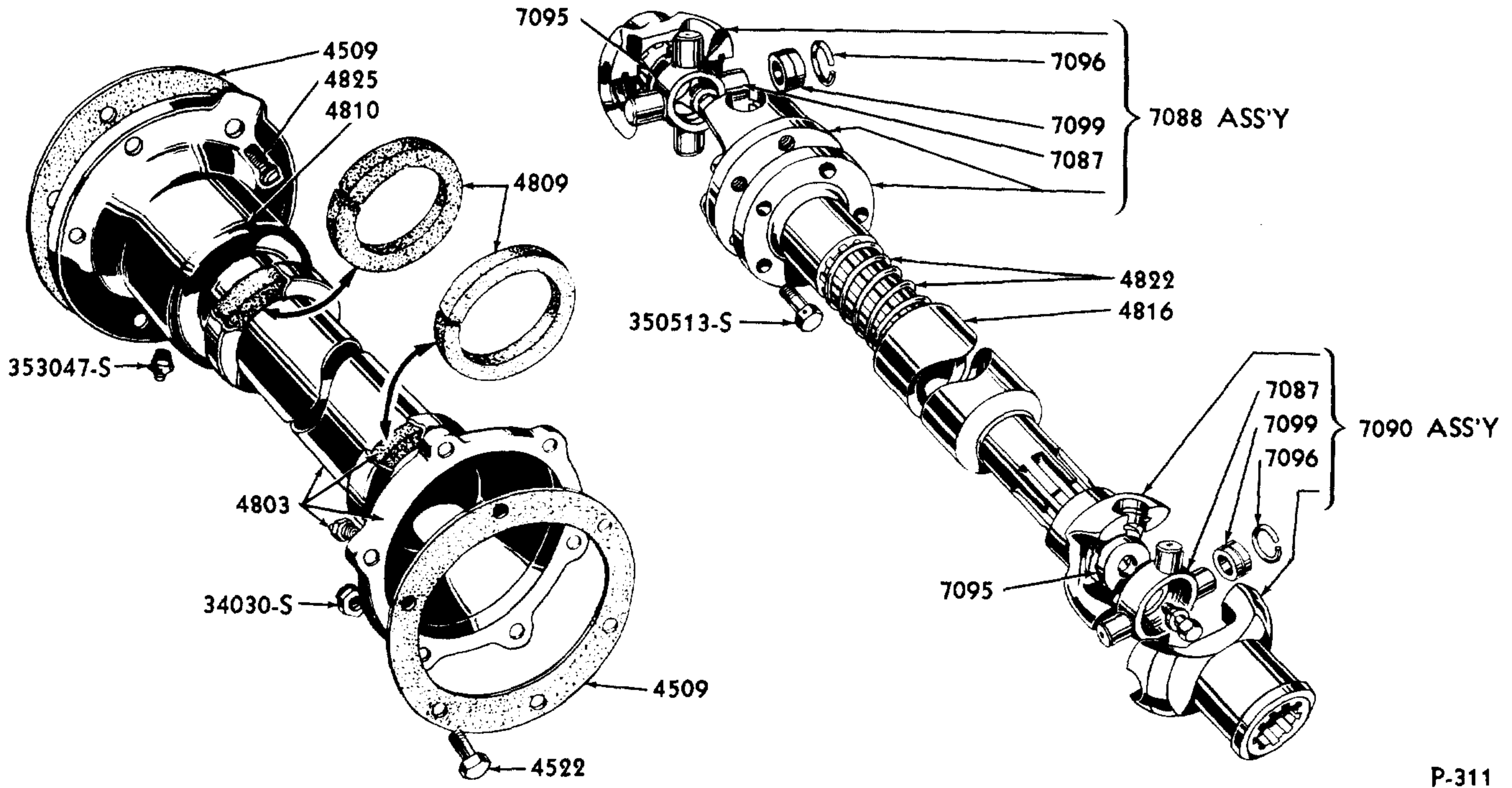


CHASSIS PARTS CATALOGUE

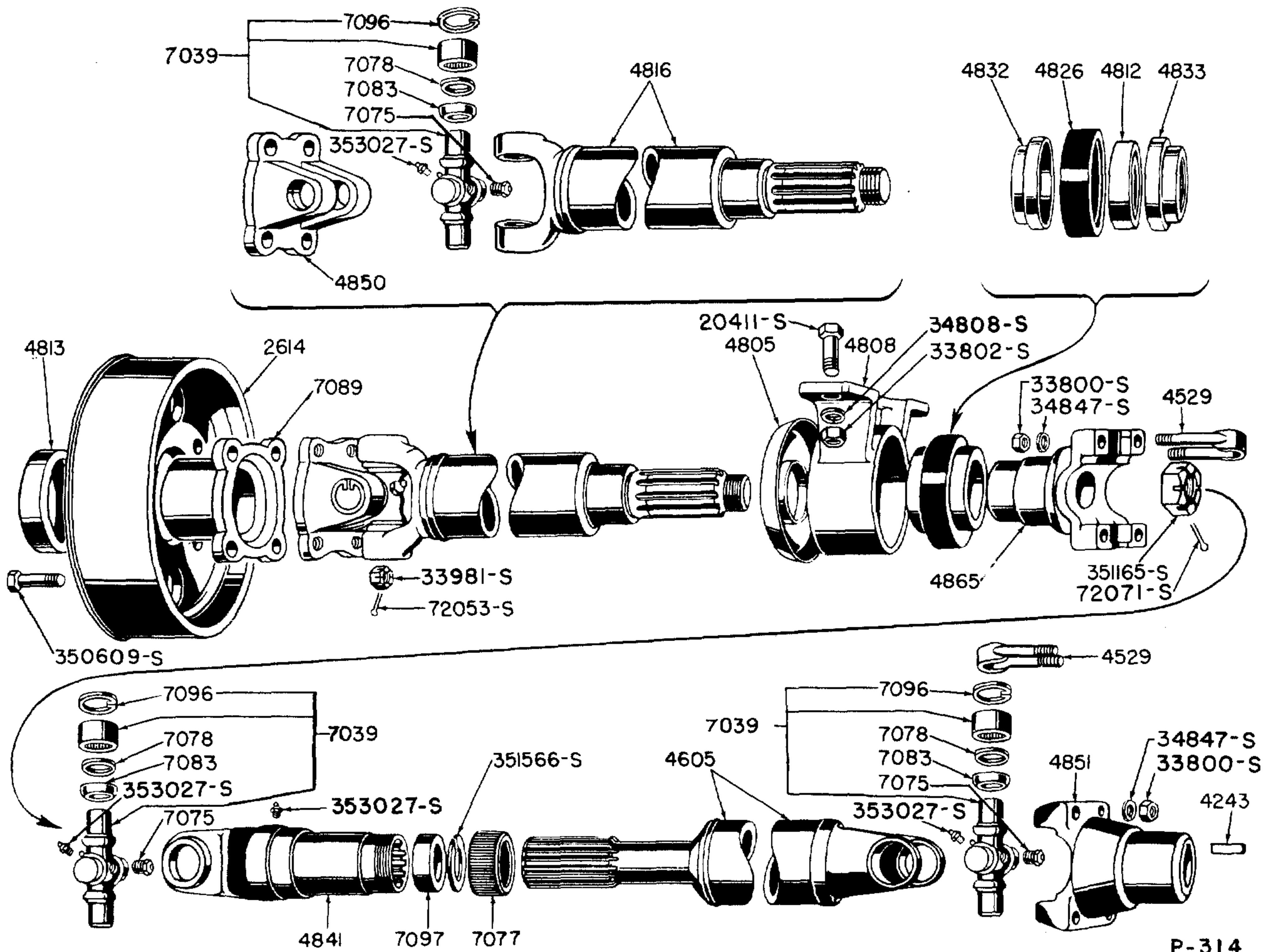
PART NUMBER	PART NAME	NO. REQ'D	MODEL	YEAR 19__
81T 4751	Rod (rear radius)-LH	1	Trucks except 122" & 101" COE	38-39
	350725-S Bolt (rear radius rod)-front-5/8"-18 x 3.78"-end drilled	1	Trucks	28-39
	350726-S Bolt (rear radius rod)-front-5/8"-18 x 4"	1	Trucks	39
	33987-S Nut-castle-5/8"-18			
	72034-S Cotter pin-3/32" x 1"			
82Y 4751	Rod (rear radius)-LH	1	122" Truck	38-39
	BB-2216 Bolt (rear radius rod)-rear-7/16"-20 x 1 5/16"-end drilled	4	122" Truck	38-39
	33981-S2 Nut-castle-7/16"-20			
	72034-S Cotter pin-3/32" x 1"			
81W 4751	Rod (rear radius)-LH	1	101" COE	38-39
99A 4751	Rod (rear radius)-IH	1	Pass	41
21A 4751	Rod (rear radius)-IH	1	Pass	42-48
	350654-S Bolt (rear radius rod front to torque tube)-1/2"-20 x 2 1/2"-end drilled	1	(Pass, Comm 1935-38)(Pass 1942-48)	35-48
	24550-S Bolt (rear radius rod front to torque tube)-1/2"-20 x 2 1/2"	1	(Pass, Comm 1935-38)(Pass 1942-48)	35-48
	350658-S Bolt (rear radius rod front to torque tube)-1/2"-20 x 2 47/64"-end drilled	1	Pass, Comm	39-41
	34032-S7 Nut-castle-1/2"-20			
	34399-S8 Locknut-1/2"-20			
	72026-S Cotter pin-1/8" x 1"			
	59A-2248 Bolt (rear radius rod to brake housing cover)-1/2"-20 x 1.76"	4	(Pass 1936-48)(Comm 1938-41)	36-48
	59A-2248 Bolt (rear radius rod to brake housing cover)-1/2"-20 x 1.76"-use with direct acting shock absorbers	2	Pass	46-48
	59A-2249 Bolt (rear radius rod to brake housing cover)-1/2"-20 x 1.12"	4 or 8	(Pass 1936-48)(Comm 1936-47)	36-48
	34399-S8 Locknut-1/2"-20			
BB 4769	Bolt (rear radius rod)-rear-5/8"-18 x 1 3/4"-end drilled	4	Trucks except 122"	28-39
	33987-S Nut-castle-5/8"-18			
	72034-S Cotter pin-3/32" x 1"			
AA 4773	Nut (rear radius rod bolt)-rear upper-5/8"-18 (1" x .92")	12	AA-270A, 275A, 280A, 330A	31



CHASSIS PARTS CATALOGUE



1938-39 TRUCK COUPLING SHAFT



1940-47 TRUCK COUPLING SHAFT

Basic numbers only shown on illustration. Order by Part Numbers shown in list of parts.



CHASSIS PARTS CATALOGUE

PART NUMBER	PART NAME	NO. REQ'D	MODEL	YEAR 19__
Coupling Shaft				
AA 4803-A	Housing assy (coupling shaft)-rear	1	131" Truck	31
AA 4803-B	Housing assy (coupling shaft)-rear	1	157" Truck	31
BB 4803-A	Housing assy (coupling shaft)-rear	1	122"-131 1/2"-134" Trucks	32-39
BB 4803-B	Housing assy (coupling shaft)-rear	1	157" Truck	32-39
SE51 4803-A	Housing assy (coupling shaft)-front	1	191" Truck	38-39
SE51 4803-B	Housing assy (coupling shaft)-rear	1	191" Truck	38-39
81T 4803	Housing assy (coupling shaft)-rear	1	134" Truck	38-39
	BB-4509 Gasket (coupling shaft housing)	1	Trucks	32-39
	353047-AS7 Fitting (coupling shaft housing lubricator)	1	Trucks	32-39
AA 4804-A	Housing assy (coupling shaft)-17 3/4" long	1	Trucks	28-29
AA 4804-B	Housing assy (coupling shaft)-16 3/4" long	1	131 1/2" Truck	29-31
AA 4804-C	Housing assy (coupling shaft)	1	157" Truck	30-31
	AA-7086 Gasket (coupling shaft housing)	1	Trucks	29-31
01T 4805	Baffle (coupling shaft bearing)	1	Trucks except 101"	40-47
AA 4808-A	Support (coupling shaft)-rear	1	Trucks	28-29
	22231-S Bolt (support)-1/2"-20 x 1 1/4"-end drilled	2	Trucks	28-29
	34032-S7 Nut-castle-1/2"-20			
	351453-S Washer-17/32 I.D.-7/8" O.D.-.09" thick			
	72034-S Cotter pin-3/32" x 1"			
AA 4808-A	Support (dual high)-rear	1	Trucks (refer to Dual High Group)	28-29
AA 4808-C	Support (coupling shaft housing)-rear	1	Trucks	29-31
	BB-4522 Bolt (support)-3/8"-24 x 1 7/32"-end drilled	6	Trucks	29-37
	34030-S8 Nut-castle-3/8"-24			
	72034-S Cotter pin-3/32" x 1"			
01T 4808-A	Support (coupling shaft)-center	1	Trucks except 101"	40-47
	20420-S Bolt (coupling shaft center bearing support to support bracket)-7/16"-14 x 1 3/16"	2	Trucks	40-47
	33801-S8 Nut-7/16"-14			
	34808-S8 Lockwasher-7/16"			
AA 4809-A	Packing (coupling shaft housing)	2	Trucks	29-31
BB 4809	Packing (universal joint housing cap)-felt	1	Trucks (refer to BB 4520)	32-39
BB 4809	Packing (coupling shaft housing)-front	2	Trucks (except 1930-31)	28-39
BB 4809	Packing (universal joint housing)	2	Trucks (refer to BB 4513)	32-39
AA 4810-A	Support (coupling shaft housing)-front-4 1/4" dia.	1	Trucks	29-31
AA 4810-B	Support (coupling shaft housing)-front-5 1/2" dia.	1	Trucks	31
	24346-S7-8 Bolt (support)-5/16"-18 x 3/4"	6	Trucks	29-31
	34846-S2 Lockwasher-5/16"			
	24349-S7 Bolt (support)-3/8"-24 x 3/4"	6	Trucks	31
	34847-S8 Lockwasher-3/8"			
BB 4810-A	Support (coupling shaft housing)-front	1	Trucks	32-33
BB 4810-A	Support (coupling shaft housing)-front	1	122", 134" & 191" Trucks	38-39
BB 4810-A	Support (coupling shaft housing)-rear	1	191" Truck	38-39
BB 4810-B	Support (coupling shaft housing)-front-6 11/16" dia.	1	(Trucks 1933-37)(157" Truck 1938-39)	33-39
	353047-AS7 Fitting (lubricator)	1	Trucks	29-39



CHASSIS PARTS CATALOGUE

PART NUMBER	PART NAME	NO. REQ'D	MODEL	YEAR 19__
AA 4811	Gear (coupling shaft)-male	1	Trucks	29-31
	AA-7095 Retainer (coupling shaft male gear)	1	Trucks	29-31
	AA-4645-A Bearing (coupling shaft roller)	2	Trucks	28-29
	AA-4655 Sleeve (coupling shaft roller bearing)	2	Trucks	28-29
	†A-22439 Washer	2	Trucks	28-29
†AA 4812	Retainer (coupling shaft bearing)	1	Trucks	28-29
01T 4812	Bearing (coupling shaft support)-center	1	Trucks except 101"	40-47
	353043-AS7 Fitting (coupling shaft bearing lubricator)	2	Trucks except 101"	40-47
01T 4813-A	Retainer assy (coupling shaft grease)-front	1	(Trucks 1940-47)(Comm with 4 Speed Trans. 1942-47)	40-47
01 T 4813-A	Retainer assy (transmission main shaft bearing grease)	1	Trucks (refer to 7085)	40-47
AA 4814	Washer (coupling shaft housing)-felt	1	Trucks	31
AA 4815-A	Shaft assy (coupling)-both ends splined-18.875" long	1	Trucks	28-29
AA 4815-B	Shaft assy (coupling)-19.79" long	1	Trucks	29-31
AA 4815-C	Shaft assy (coupling)-45.10" long	1	157" Truck	31
†SE51 4815	Shaft assy (coupling)-rear	1	191" Truck	38-39
AA 4816-C	Shaft assy (coupling)-17.21" long	1	131 1/2" Truck	31
AA 4816-C	Shaft assy (coupling)-17.21" long	1	122" Truck	38-39
AA 4816-D	Shaft assy (coupling)-42.55" long	1	157" Truck	31
51 4816-A	Shaft assy (coupling)-16.38" long	1	131 1/2" Truck	32-37
51 4816-B	Shaft assy (coupling)-41.90" long	1	157" & 191" Trucks	32-39
81T 4816-A	Shaft assy (coupling)	1	134" Truck	38-39
01T 4816	Shaft assy (coupling)	1	134" Truck	40-47
014T 4816-A	Shaft assy (coupling)	1	194" Truck	40-47
018T 4816	Shaft assy (coupling)	1	158" Truck	40-47
01Y 4816	Shaft assy (coupling)	1	122" Truck	40-47
	82Y-7095-A Retainer (coupling shaft flange to coupling shaft at center support)	1	122" Truck	40-47
	24391-S7-8 Bolt (coupling shaft flange to coupling shaft at center support)-7/16"-20 x 1"	1	122" Truck	40-47
	34808-S8 Lockwasher-7/16"			
	351165-S Nut-castle (universal joint to coupling shaft)-1"-20	1	Trucks except 122"	40-47
	72089-S Cotter pin-1/8" x 1 3/4"			
AA 4817	Washer (coupling shaft revolving thrust)-1.18" I.D.-2.30" O.D.-has four 3/16" holes on flat surface	1	Trucks	28-29
†01Y 4817	Shaft assy (coupling)-with yoke & universal joint	1	122" Truck	40-47
†AA 4818	Washer (coupling shaft stationary thrust)-1.81" I.D.-2.32" O.D.-has two .46" external teeth	1	Trucks	28-29
†AA 4819	Bolt (coupling shaft locating)-7/16"-20-overall length 1 27/32"	1	Trucks	29-31
	34808-S8 Lockwasher-7/16"			
AA 4820	Ring (coupling shaft thrust washer lock)-2.46" O.D.	1	Trucks	28-29
AA 4822-A	Spring (coupling shaft thrust)-1 3/16" long-.915" diameter	1	Trucks	29-31
BB 4822	Spring (coupling shaft thrust)	1	Trucks except 101" & 122"	32-39
92Y 4822	Spring (coupling shaft thrust)-1 5/8" long-1 5/16" diameter	1	Trucks	31
92Y 4822	Spring (coupling shaft thrust)-1 5/8" long-1 5/16" diameter	1	122" Truck	38-39
BB 4825	Bolt (coupling shaft housing to trans.bearing retainer)-5/16"-24 x 5/8"	5or6	Trucks except 101"	32-39
AA 4826	Bolt (coupling shaft male gear)-3/8"-24-overall length 1.56"	1	Trucks	29-31

† No Longer Supplied



CHASSIS PARTS CATALOGUE

PART NUMBER	PART NAME	NO. REQ'D	MODEL	YEAR 19
OIT 4826-A	Sleeve (coupling shaft support)-center	1	Trucks except 101"	40-47
AA 4827	Washer (coupling shaft thrust spring)	1	Trucks	31
AA 4827	Washer (coupling shaft thrust spring)	1	122" Truck	38-39
AA 4830-C	Housing (dual high)-front	1	Trucks (refer to Dual High Group)	28-29
OIT 4831	Plate (coupling shaft support)	1	(134" Truck 1940-47)(101" Truck 1940)	40-47
O1Y 4831	Plate (coupling shaft support)	1	122" Truck	40-47
O14T 4831	Plate (coupling shaft support)	1	194" Truck	40-47
O18T 4831	Plate (coupling shaft support)	1	158" Truck	40-47
OIT 4832	Felt, sleeve and collar assy (coupling shaft support)-front	1	Trucks except 101"	40-47
BB 4833	Bolt (coupling shaft housing to battery ground connection to transmission bearing retainer)-5/16"-24 x 15/16"	1	Trucks	32-39
	33798-S8 Nut-5/16"-24	6	Trucks	32-39
	34846-S2 Lockwasher-5/16"			
OIT 4833	Felt, sleeve and collar assy (coupling shaft support)-rear	1	Trucks except 101"	40-47
OIT 4841-A	Knuckle and plug (universal joint) and spider lubricator)	1	Trucks except 122"	40-47
	353027-AS7 Fitting (drive shaft knuckle	1	Trucks	42-47
	351566-S Washer (univ/jt.dust cap)-1 9/32" I.D.-1 11/16" O.D.-1/32" thick-split	1	Trucks except 122"	40-47
O1Y 4841	Knuckle and plug (universal joint)	1	122" Truck (Comm with 4 Speed Trans.)	40-47
21C 4841	Knuckle and plug (universal joint)	1	Comm with 3 Speed Trans.	42-47
AA 4842	Clutch (dual high stationary)	1	Trucks (refer to Dual High Group)	28-29
AA 4851	Carrier (dual high planet)	1	Trucks (refer to Dual High Group)	28-29
OIT 4851	Flange (universal joint pinion)	1	Trucks except 122"	40-47
O1Y 4851	Flange (universal joint pinion)	1	(Comm 1942-47)(122" Truck 1940-47)	40-47
	351159-S Nut-castle (rear universal joint to pinion)-7/8"-20	1	(Comm 1942-47)(122" Truck 1940-47)	40-47
	72071-S Cotter pin-1/8" x 1 1/2"			
AA 4855	Bushing (dual high planet gear)	3	Trucks (refer to Dual High Group)	28-29
AA 4856	Pin (dual high planet gear)	3	Trucks (refer to Dual High Group)	28-29
AA 4862	Gear and bushing assy (dual high internal)	1	Trucks (refer to Dual High Group)	28-29
AA 4864-A2	Bushing (dual high internal gear)	1	Trucks (refer to Dual High Group)	28-29
OIT 4865	Flange (universal joint coupling shaft)-rear	1	Trucks except 101" & 122"	40-47
	351165-S Nut-castle (rear universal joint to pinion)-1"-20	1	Trucks except 122"	40-47
	72071-S Cotter pin (rear universal joint to pinion)-1/8" x 1 1/2"	1	Trucks except 122"	40-47
O1Y 4865	Flange (universal joint coupling shaft)-rear	1	122" Truck	40-47
OIT 4866	Yoke (universal joint coupling shaft flange)-transmission	1	Trucks except 122"	40-47
AA 4870-B	Gear (dual high power take off driving)	1	Trucks (refer to Dual High Group)	28-29
AA 4878-A2	Bushing (dual high sun gear)-1 1/2" long	1	Trucks (refer to Dual High Group)	28-29
AA 4902-B	Bracket (dual high shifter)	1	Trucks (refer to Dual High Group)	28-29
BB 4906-A	Bushing (dual high shifter)	1	Trucks (refer to Dual High Group)	28-29
BB 4906-A	Bushing (hand brake cross shaft)-I.D. .563"-O.D. .627"-length .50"	2	Trucks except 122" (refer to 811W 2828)	28-39



CHASSIS PARTS CATALOGUE

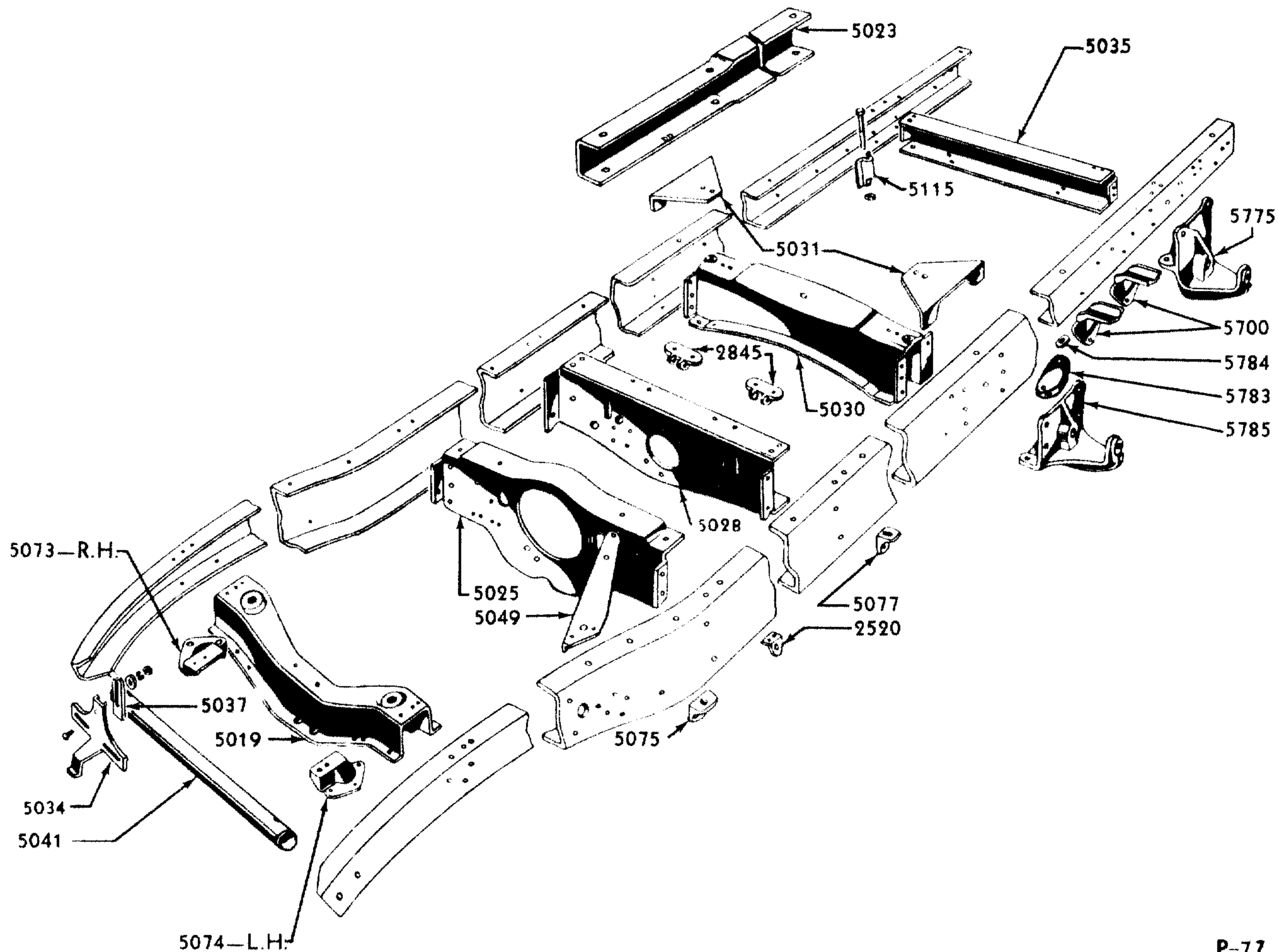
PART NUMBER	PART NAME	NO. REQ'D	MODEL	YEAR 19
Dual High				
AA-4830-C	Housing (dual high)-front	1	Trucks	28-29
A-6730-A	Plug (oil filler and drain)	2	Trucks	28
358059-S	Plug (drain)-1/2" pipe	1	Trucks	29
B-12410	Gasket (dual high front housing filler and drain plug)	2	Trucks	28-29
74113-S	Plug (expansion)	1	Trucks	28-29
20388-S7	Bolt (housing)-3/8"-16 x 1"	5	Trucks	28-29
34847-S8	Lockwasher-3/8"			
AA-4808-A	Support (dual high)-rear	1	Trucks	28-29
22231-S	Bolt (support)-1/2"-20 x 1 1/4"-end drilled	2	Trucks	28-29
34032-S7	Nut-castle-1/2"-20			
351453-S	Washer-17/32" I.D.-7/8" O.D.-.09" thick			
72034-S	Cotter pin-3/32" x 1"			
AA-4842	Clutch (dual high stationary)	1	Trucks	28-29
AA-4686	Retainer assy (dual high grease)	2	Trucks	28-29
AA-4851	Carrier (dual high planet)	1	Trucks	28-29
AA-4855	Bushing (dual high planet gear)-.56" I.D.-length 1 9/32"	3	Trucks	28-29
AA-4856	Pin (dual high planet gear)-overall length 2 1/2"	3	Trucks	28-29
AA-4862	Gear and bushing assy (dual high internal)	1	Trucks	28-29
AA-4864-A2	Bushing (dual high internal gear)-1 25/32" long	1	Trucks	28-29
§§AA-4870-B	Gear (dual high power take off driving)	1	Trucks	28-29
AA-4878-A2	Bushing (dual high sun gear)-1 1/2" long	1	Trucks	28-29
B-7233-A	Plunger (dual high shifter yoke)	1	Trucks	28-29
B-7234	Spring (dual high shifter yoke plunger)	1	Trucks	28-29
†A-21156	Screw (lock)	1	Trucks	28-29
†A-23826	Pin	1	Trucks	28-29
AA-4645-A	Bearing (dual high roller)	2	Trucks	28-29
AA-4655	Sleeve (dual high roller bearing)	2	Trucks	28-29
†A-22439	Washer	3	Trucks	28-29
A-22441	Washer (spacing)	1	Trucks	28-29
AA-4902-B	Bracket (dual high shifter)	1	Trucks	28-29
22203-S2	Bolt (bracket)-5/16"-24 x 3/4"-end drilled	2	Trucks	28-29
34029-S8	Nut-castle-5/16"-24			
72034-S	Cotter pin-3/32" x 1"			
BB-2835	Pin (dual high shifter)-overall length 1 21/32"	1	Trucks	28-29
BB-4906-A	Bushing (dual high shifter)-.56" I.D.-.62" O.D.-length .50"	1	Trucks	28-29

† No Longer Supplied

§§ When replacing AA-4870-A with B also supply AA-4862

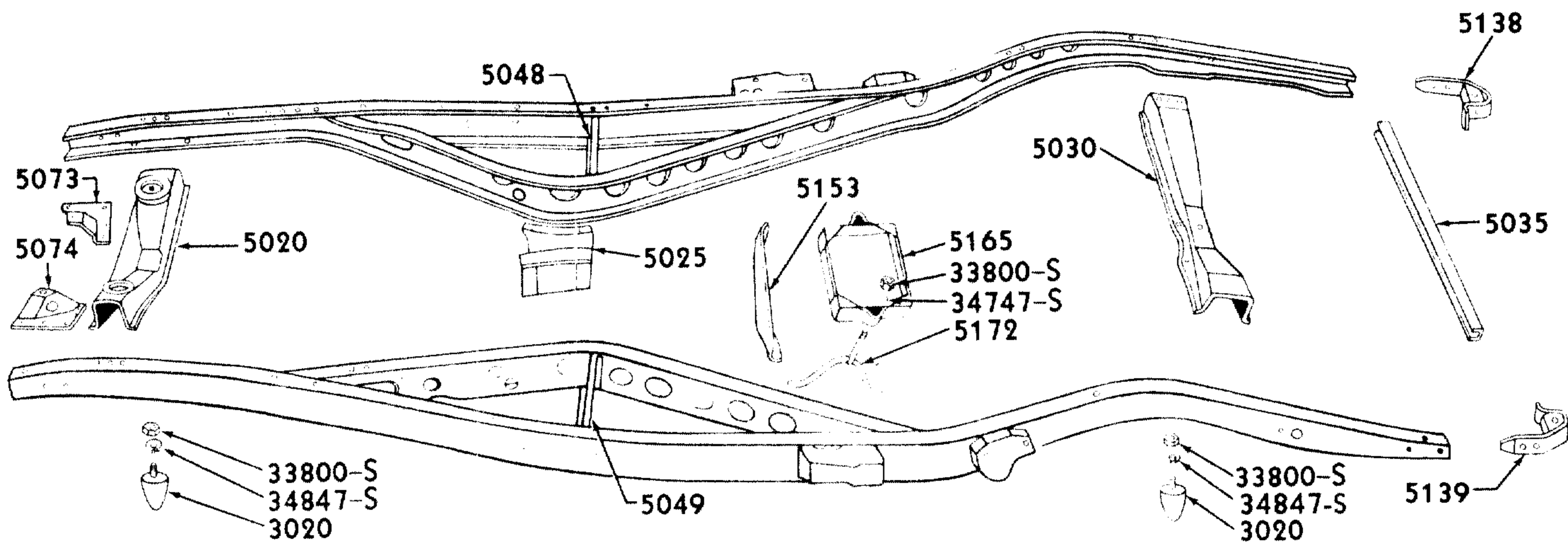


CHASSIS PARTS CATALOGUE



P-77

1937 TRUCK FRAME



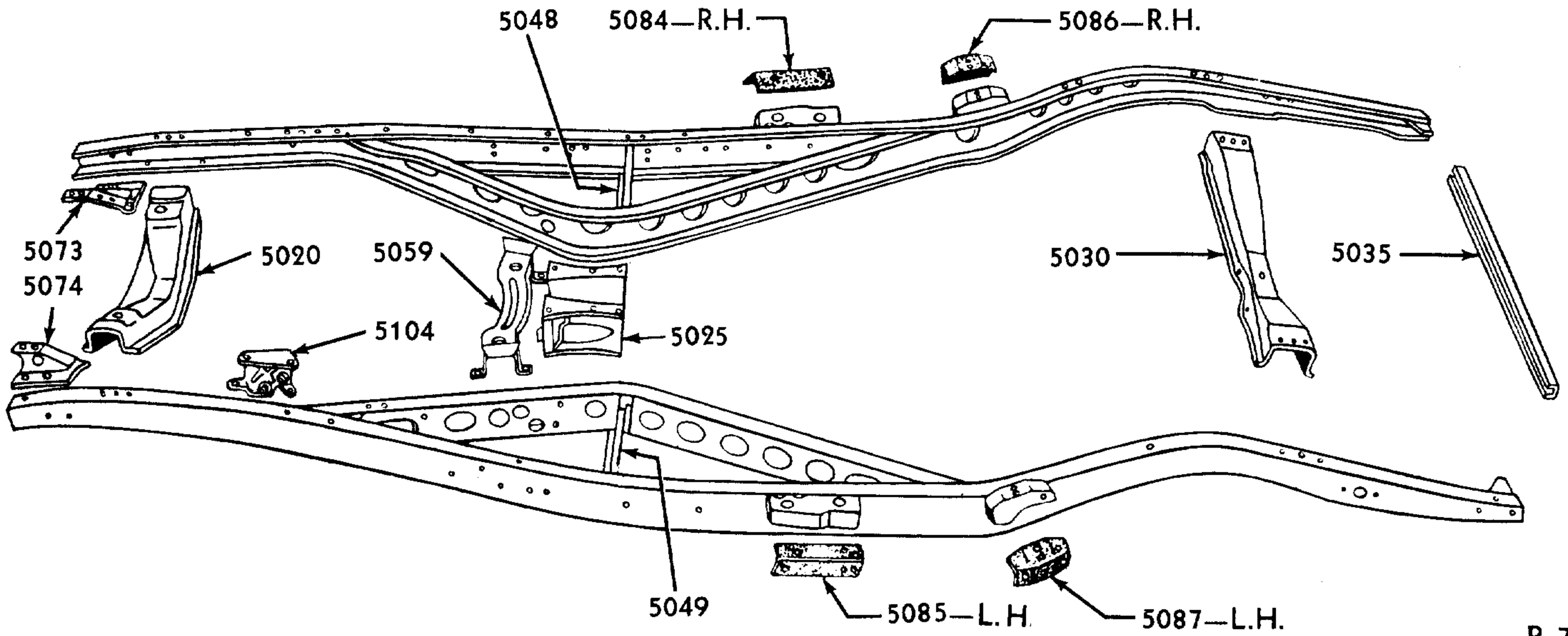
P-78

1935-36 PASSENGER FRAME

Basic numbers only shown on illustration. Order by Part Numbers shown in list of parts.

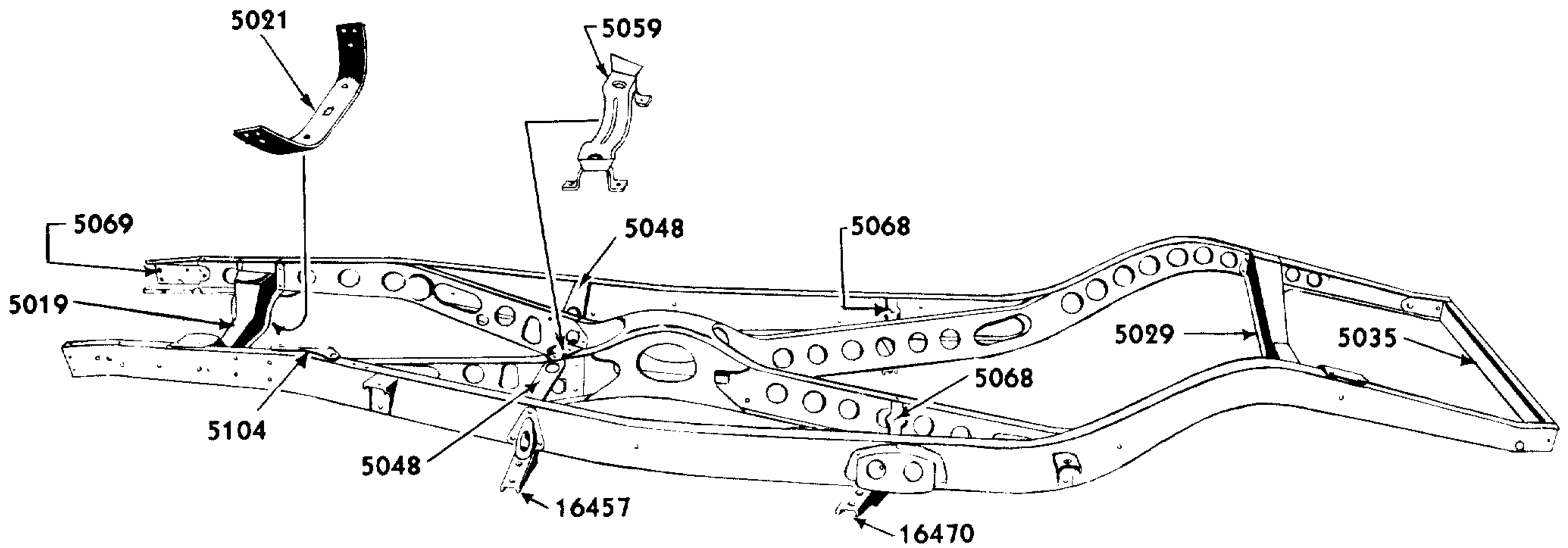


CHASSIS PARTS CATALOGUE



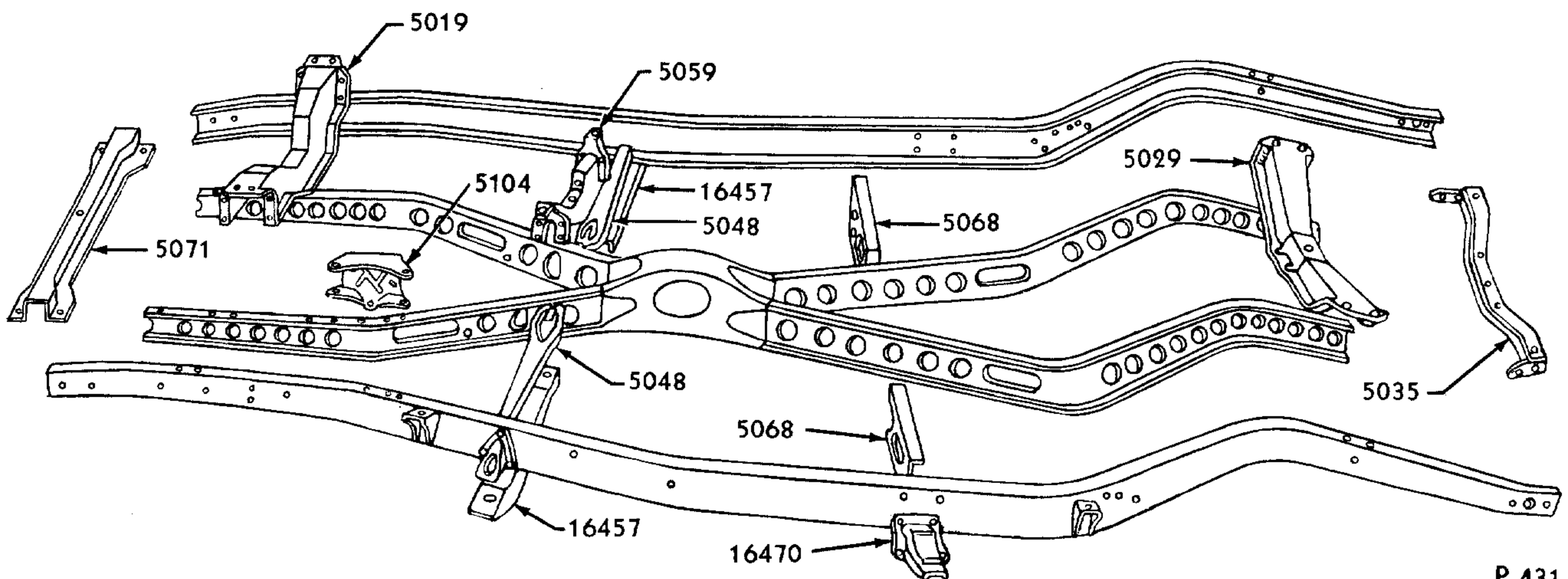
P-71

1937-39 PASSENGER FRAME



P-318

1941 PASSENGER FRAME

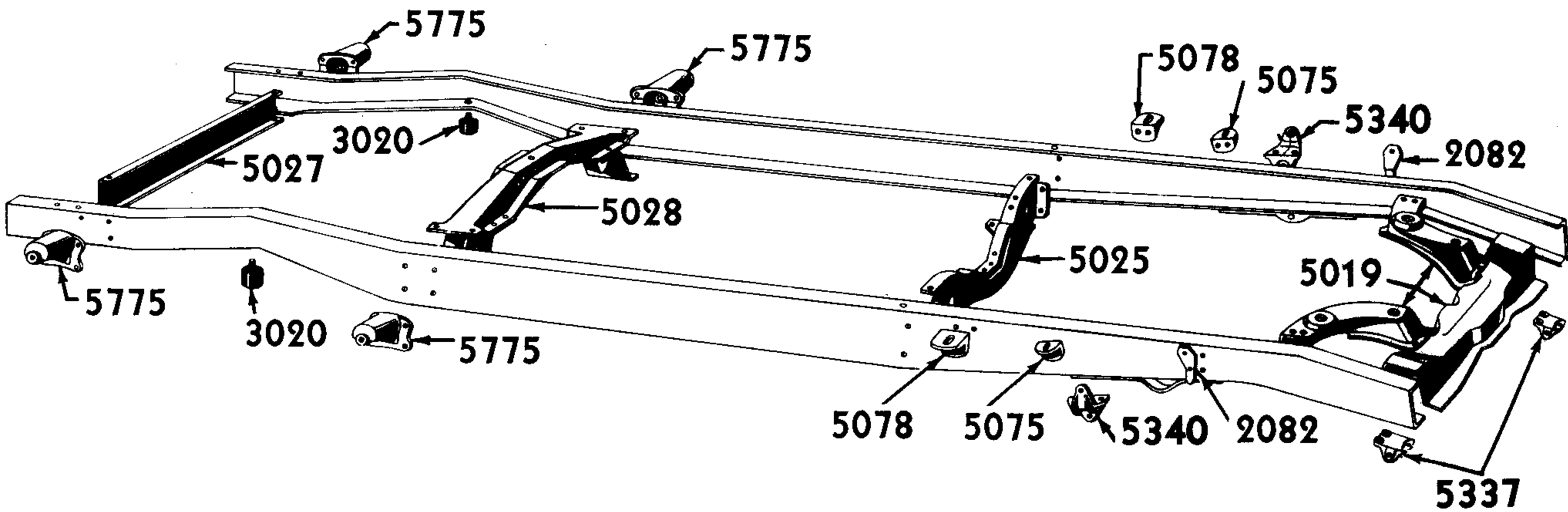


P-431

1942-48 PASSENGER FRAME

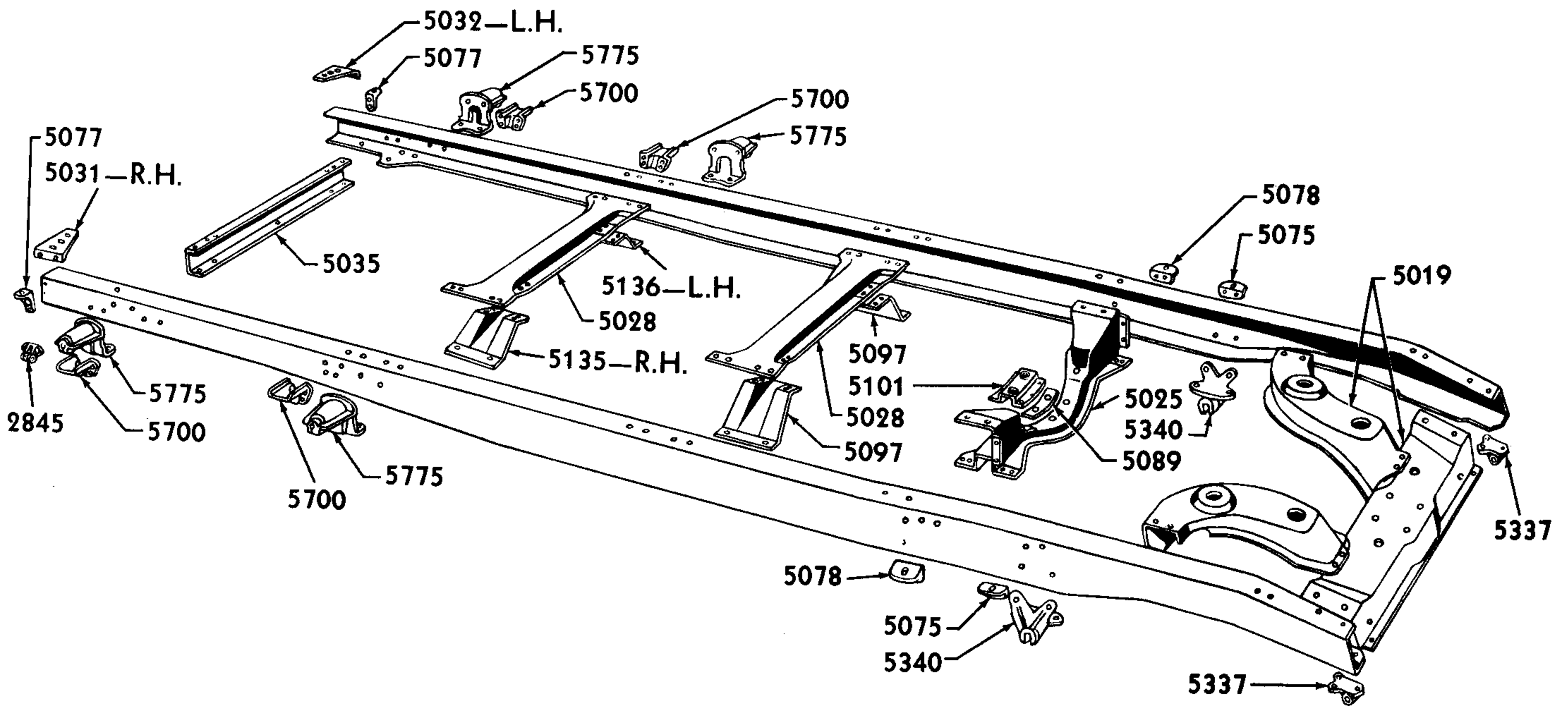
Basic numbers only shown on illustration. Order by Part Numbers shown in list of parts.

CHASSIS PARTS CATALOGUE



P-319

1942-47 COMMERCIAL FRAME



P-339

1940-47 TRUCK FRAME

Basic numbers only shown on illustration. Order by Part Numbers shown in list of parts.

PART NUMBER	PART NAME	NO. REQ'D	MODEL	YEAR
-------------	-----------	-----------	-------	------

Frame

†A 5005-C	Frame assy	1	Pass, Comm	28-31
AA 5005-A	Frame assy	1	131 1/2" Truck	28-29
†AA 5005-B	Frame assy-158 19/32" long	1	131 1/2" Truck	30-31
†AA 5005-D	Frame assy-181 5/16" long	1	131 1/2" Truck	31
†B 5005	Frame assy-LHD	1	Pass, Comm	32
†BB 5005-A	Frame assy-189" long-LHD	1	131 1/2" Truck	32
†BB 5005-B	Frame assy-174" long-LHD	1	131 1/2" Truck	32

† No Longer Supplied



CHASSIS PARTS CATALOGUE

PART NUMBER	PART NAME	NO. REQ'D	MODEL	YEAR 19__
+40 5005-B	Frame assy	1	Pass,Comm	33-34
+46 5005-B	Frame assy	1	Sedan Delivery,Station Wagon	33-34
50 5005	Frame assy	1	Comm	35-36
	74214-S Button (body bolt hole plug)	As Req'd	Comm	35-36
51 5005-A	Frame assy-long frame	1	131 1/2" Truck	35-36
68 5005-B	Frame assy	1	Pass	35-36
	20411-S7 Bolt (frame side member extension to side member)- 7/16"-20 x 1 1/8"	2	Pass	35-36
	33802-S8 Nut-7/16"-20			
	34808-S8 Lockwasher-7/16"			
73 5005	Frame assy-LHD	1	Comm-60 HP	37-38
74 5005	Frame-replaced by 1 each 78-5005-A, 74-5057 & 74-5058	1	Pass-60 HP	37-38
77 5005	Frame assy-LHD	1	Comm-90 HP	37-38
78 5005-A	Frame assy-LHD	1	78-700,720,730,770;81A-700,720,730,770A&B	37-38
78 5005-B	Frame assy-LHD	1	78-710,740,750,760A&B,780,790;81A-740,750 760A&B,770C,780,790	37-38
+79 5005-A	Frame assy-long frame	1	131 1/2" Truck	37
81T 5005	Frame assy	1	134" Truck except COE	38
+81T 5005	Frame assy	1	191" Truck	38
817T 5005	Frame assy	1	157" Truck except COE	38
+81W 5005	Frame assy	1	134" COE	38
+81W 5005	Frame assy	1	101" Truck	38-39
817W 5005	Frame assy	1	157" COE	38
81Y 5005	Frame assy	1	(122" Truck 1938)(1 Ton Truck 1939)	38-39
91A 5005-A	Frame assy-LHD	1	Pass-Std with closed bodies except Sedan Delivery & Station Wagon	39
91A 5005-B	Frame assy-LHD	1	Pass-DeLuxe with closed bodies except Station Wagon	39
91A 5005-C	Frame assy-LHD	1	Pass-DeLuxe with open bodies & Station Wagon	39
91A 5005-D	Frame assy-LHD	1	Sedan Delivery & Station Wagon Std	39
+91C 5005	Frame assy-LHD	1	Comm	39
+91T 5005	Frame assy	1	134" Truck except COE	39
+91T 5005	Frame assy	1	191" Truck	39
+917T 5005	Frame assy	1	157" Truck except COE	39
+91W 5005	Frame assy-LHD	1	134" COE	39
+91W 5005	Frame assy-LHD	1	101" COE	39
+917W 5005	Frame assy	1	157" COE	39
01T 5005-B	Frame assy-LHD	1	134" Truck except COE	40-41
+014T 5005	Frame assy-LHD	1	194" Truck	40-41
018T 5005-B	Frame assy-LHD	1	158" Truck	40-41
01U 5005-A	Frame assy	1	134" Dump Truck	40-41
01W 5005-B	Frame assy-LHD	1	134" COE	40-41
01W 5005	Frame assy-LHD	1	101" COE	40-41
018W 5005-A	Frame assy-LHD	1	158" COE	40-41
018W 5005-B	Frame assy-LHD-reinforced	1	158" COE	40-41
01Y 5005	Frame assy-LHD	1	122" Truck	40-41
022C 5005	Frame assy-LHD	1	Comm-60 HP	40
11A 5005-B	Frame assy-LHD	1	Pass	41
11C 5005-A	Frame assy-LHD-replaced by 11C-5005-B	1	Comm-90 or 100 HP (except Sedan Delivery 1941)	40-41
11C 5005-B	Frame assy-LHD	1	(Pass 1940)(Sedan Delivery 1941)	40-41

+ No Longer Supplied



CHASSIS PARTS CATALOGUE

PART NUMBER	PART NAME	NO. REQ'D	MODEL	YEAR 19
1GT 5005-B	Frame assy	1	134" Truck (6 cyl.)	41
1GY 5005	Frame assy-LHD	1	122" Truck (6 cyl)	41
1G4T 5005	Frame assy	1	194" Truck (6 cyl)	41
1G8T 5005-B	Frame assy	1	158" Truck (6 cyl)	41
21A 5005-C	Frame assy-LHD	1	Sedan Delivery	42
21C 5005	Frame assy-LHD	1	Comm	42-47
21T 5005-A	Frame assy	1	134" Truck except Dump & COE	42-47
21T 5005-B	Frame assy-reinforced	1	134" Truck except Dump & COE	42-47
214T 5005-A	Frame assy	1	194" Truck	42-45
214T 5005-B	Frame assy-reinforced	1	194" Truck	42-47
218T 5005-A	Frame assy	1	158" Truck except School Bus & COE	42-47
218T 5005-B	Frame assy-reinforced	1	158" Truck except School Bus & COE	42-47
218T 5005-C	Frame assy	1	158" School Bus	46-47
21U 5005-A	Frame assy	1	134" Dump Truck	42-47
21U 5005-B	Frame assy-reinforced	1	134" Dump Truck	42-47
21W 5005-A	Frame assy	1	134" COE	42-47
211W 5005	Frame assy	1	101" COE	42-47
218W 5005-A	Frame assy	1	158" COE	42-47
218W 5005-B	Frame assy-reinforced	1	158" COE	42-47
21Y 5005	Frame assy-LHD	1	122" Truck	42-47
51A 5005-A	Frame assy-LHD-when using on 1942 model drill radiator support bracket holes-use with vane type shock absorber only	1	Pass except 71,76 & 78	42-48
51A 5005-B	Frame assy-LHD-when using on 1942 model drill radiator support bracket holes-use with vane type shock absorber only	1	Convertible Coupe	42-48
51A 5005-C	Frame assy-LHD-when using on 1942 model drill radiator support bracket holes-use with vane type shock absorber only	1	Sedan Delivery	42-47
51A 5005-D	Frame assy-use with vane type or direct action shock absorber	1	Pass except 71,76 & 78	42-48
51A 5005-E	Frame assy-use with vane type or direct action shock absorber	1	Convertible Coupe	42-48
51A 5005-F	Frame assy-use with vane type or direct action shock absorber	1	Sedan Delivery	42-47
594T 5005	Frame assy	1	194" Truck	42-47
†BB 5006-A	Frame assy-LHD	1	157" Truck	32
79 5006	Frame assy	1	157" Truck	37
	24324-S2 Bolt (frame to radiator to cross member shield) -1/4"-20 x 5/8"	2	Trucks	37
	33795-S7 Nut-1/4"-20			
	44719-S8 Washer-1/4"			
	34805-S8 Lockwasher-1/4"			
†AA 5008	Frame assy	1	157" Truck	31
01Y 5012	Cross member and reinforcement (frame No.2)	1	122" Truck	40-47
AA 5019-A	Cross member assy (frame No.1)-with reinforcement	1	Trucks	30-31
B 5019	Cross member assy (frame No.1)	1	Pass, Comm	32
†BB 5019-A	Cross member assy (frame No.1)	1	Trucks	32
BB 5019-C	Cross member assy (frame No.1)	1	Trucks	33-34
51 5019	Cross member assy (frame No.1)	1	Trucks	35-36
79 5019	Cross member assy (frame No.1)	1	Trucks	37
81T 5019	Cross member assy (frame No.1)	1	Trucks except 122" & COE	38-39
82Y 5019	Cross member assy (frame No.1)	1	122" Truck	38-39

+ No Longer Supplied



CHASSIS PARTS CATALOGUE

PART NUMBER	PART NAME	NO. REQ'D	MODEL	YEAR 19__
01T 5019	Cross member assy and engine support bracket (frame No.1)	1	Trucks	40-41
11A 5019	Cross member assy (frame No.1)	1	Pass	41-48
11C 5019	Cross member assy (frame No.1)	1	Comm	41
1GT 5019	Cross member assy (frame No.1)	1	Trucks (6 cyl)	41
21C 5019-A	Cross member assy and engine support bracket (frame No. 1)-replaced by 21C 5019-B	1	Comm,122" Truck	42-46
21C 5019-B	Cross member assy and engine support bracket (frame No.1)	1	Comm,122" Truck	42-47
21T 5019-A	Cross member assy and engine support bracket (frame No.1)	1	Trucks except 122"	42-46
21T 5019-C	Cross member assy and engine support bracket (frame No.1)	1	Trucks except 122"	47
A 5020-B	Cross member assy (frame No.1)	1	Pass, Comm	28-31
+AA 5020-A	Cross member assy (frame No.1)	1	Trucks	28
40 5020-B	Cross member assy (frame No.1)	1	Pass, Comm	33-34
48 5020	Cross member assy (frame No.1)	1	(Pass, Comm 1935-38)(Pass-Std, Comm 1939)	35-39
91A 5020	Cross member assy (frame No.1)	1	(Pass 1939-40)(Comm 1939-41)	39-41
	353202-S Retainer (frame nut)	4	Comm	41
68 5021-A	Spacer (front spring)-special equipment to give greater front fender clearance-use with 18" wheels	1	(Pass 1936-40)(Comm 1936-41)	36-41
	60468-S Rivet-1/4" x 1"-use with 68-5021-A	6	(Pass 1936-40)(Comm 1936-41)	36-41
SE78 5021	Reinforcement(No.1 cross member)-repl. by 48-5020	1	(Pass 1936-39)(Comm 1936-37)	36-39
	62293-S Rivet-1/4" x 13/16"-use with SE78-5021	6	(Pass 1936-39)(Comm 1936-37)	36-39
81T 5021	Reinforcement (No.1 cross member)	1	Trucks except 122" & COE	38-39
82Y 5021	Reinforcement (No.1 cross member)	1	122" Truck	38-39
11A 5021-B	Reinforcement (No.1 cross member)	1	(Pass 1941-48)(Comm 1941-42)	41-48
+BB 5023	Extension (frame side member)-21 3/4" long	2	131" Panel Delivery DeLuxe	32-33
+J1 5023	Extension (frame side member)-19 1/2" long	2	131" Panel Delivery	35-37
01T 5023	Extension (frame side member)-22 3/16" long	2	134" Panel Delivery	40-42
018T 5023	Extension (frame side member)-42 1/8" long	2	101", 134", 158" Trucks except Dump	40-47
BB 5024	Extension (frame side member)-32 1/4" long	2	157" Panel Delivery	32-34
	24389-S8 Bolt (frame side member extension to side member)- 3/8"-24 x 1"	6	Trucks	32-37
	33800-S8 Nut-3/8"-24			
	34847-S8 Lockwasher-3/8"			
	20411-S2 Bolt (frame side member extension to side member) - 7/16"-20 x 1 1/8"	2or4	Trucks	32-37
+A 5025	Cross member (frame center)	1	Pass, Comm	28-31
+AA 5025-A	Cross member (frame No.2)	1	131" Truck	28-31
+B 5025	Cross member (frame center)	1	Pass, Comm	32
BB 5025	Cross member (frame No.2)-LHD	1	Trucks	32-34
+40 5025-B	Cross member (frame center)	1	Pass, Comm	33-34
+48 5025	Cross member (frame center)	1	Pass, Comm	35-36
51 5025	Cross member (frame No.2)	1	Trucks	35-37
78 5025	Cross member (frame center)	1	Pass, Comm	37-38
81T 5025	Cross member (frame No.2)	1	Trucks except 122" & COE	38
81W 5025	Cross member (frame No.2)	1	COE	38
82Y 5025	Cross member (frame No.2)	1	122" Truck	38
91A 5025	Cross member (frame center)	1	(Pass 1939-40)(Comm 1939-41)	39-41
91T 5025	Cross member (frame No.2)	1	Trucks except 122" & COE	39
91W 5025	Cross member (frame No.2)	1	COE	39
92Y 5025	Cross member (frame No.2)	1	122" Truck	39

+ No Longer Supplied



CHASSIS PARTS CATALOGUE

PART NUMBER	PART NAME	NO. REQ'D	MODEL	YEAR 19__
01T 5025	Cross member (frame No.2)	1	Trucks	40-47
21C 5025	Cross member (frame No.2)	1	Comm	42-47
	24391-S7-8 Bolt (frame cross member to side member) -7/16" -20 x 1"	6or8	Trucks	35-39
	33802-S8 Nut-7/16" -20			
	34808-S8 Lockwasher-7/16"			
	24369-S8 Bolt (frame No.2 cross member to side member gusset)-3/8" - 24 x 7/8"	5	Trucks	35-37
	33800-S8 Nut-3/8" -24			
	34847-S8 Lockwasher-3/8"			
†AA 5026-A	Cross member (frame No.3)	1	131 1/2" Truck	28-31
†AA 5027	Cross member (frame No.2)	1	157" Truck	30-31
911T 5027	Cross member (frame No.4)	1	191" Truck	39
21C 5027	Cross member (frame No.4)	1	Comm	42-47
†AA 5028-A	Cross member (frame No.3)-tapered frame	1	157" Truck	30
†AA 5028-B	Cross member (frame No.3)	1	157" Truck	31
BB 5028-A	Cross member (frame No.3)-LHD	1	131" Truck	32-34
TBB 5028-B	Cross member (frame No.3)-LHD	1	157" Truck	32-34
51 5028-A	Cross member (frame No.3)	1	131" Truck	35-37
51 5028-B	Cross member (frame No.3)	1	157" Truck	35-37
81T 5028	Cross member (frame No.3)	1	134" Truck	38
817T 5028	Cross member (frame No.3)	1	157" Truck	38-39
82Y 5028	Cross member (frame No.3)	1	122" Truck	38
91T 5028	Cross member (frame No.3)	1	134" Truck	39
911T 5028	Cross member (frame No.4)	1	191" Truck	39
917T 5028	Cross member (frame No.3)	1	157" Truck	39
†92Y 5028	Cross member (frame No.3)	1	122" Truck	39
01T 5028-A	Cross member (frame No.3)	1	Trucks	40-47
01T 5028-A	Cross member (frame No.4)	1	134", 158" and 194" Trucks	40-47
01T 5028-A	Cross member (frame No.5)	1	158" and 194" Trucks	40-47
01Y 5028	Cross member (frame No.4)	1	122" Truck	40-47
21C 5028	Cross member (frame No.3)	1	Comm	42-47
51A 5029	Cross member (frame rear spring)	1	Pass	41-48
A 5030-B	Cross member (frame rear)	1	Pass, Comm	28-31
†AA 5030-A	Cross member (frame No.4)	1	Trucks	28-29
†AA 5030-C	Cross member (frame No.4)	1	Trucks	30-31
†B 5030-B	Cross member (frame rear)	1	Pass, Comm	32
TBB 5030	Cross member (frame No.4)	1	Trucks	32-37
40 5030	Cross member (frame rear spring)	1	Pass, Comm	33-34
48 5030	Cross member (frame rear spring)	1	Pass, Comm	35-39
81T 5030	Cross member (frame No.4)(No.5 on 191")	1	Trucks except 122"	38-39
82Y 5030	Cross member (frame No.4)	1	122" Truck	38-39
01A 5030	Cross member (frame rear spring)	1	(Pass 1940) (Comm 1940-42)	40-42
†A 5031-B	Bracket (frame rear corner)-upper-RH	1	Pass, Comm	28-31
BB 5031	Gusset (frame cross member No.4)	2	Trucks	28-39
01T 5031	Gusset (frame cross member No.5)-RH	1	Trucks except 122"	40-47
†AA 5032-A	Cross member (frame No.4)-tapered frame	1	157" Truck	30
†AA 5032-B	Cross member (frame No.4)	1	157" Truck	31
01T 5032	Gusset (frame cross member No.5)-LH	1	Trucks except 122"	40-47
†40 5034-C	Support assy (front license)	1	Pass, Comm	33-36
51 5034	Bracket (front license)	1	(Trucks 1935-47) (Comm 1942-47)	35-47
91A 5034	Bracket (front license)	1	(Pass DeLuxe 1939) (Pass, Comm 1940-41)	39-41
11A 5034	Bracket (front license)	1	Pass, Comm	37
11A 5034	Bracket (front license)	1	(Pass-Std, Comm 1938-39) (Pass-DeLuxe & Special 1941)	38-41
21A 5034	Support & bracket (front license)	1	Pass-Special	42
51A 5034	Bracket assy (front license)	1	Pass	46-48
†AA 5035-C	Cross member (frame No.5)	1	Trucks	28-31
BB 5035	Cross member (frame No.5)	1	Trucks	32-37

† No Longer Supplied



CHASSIS PARTS CATALOGUE

PART NUMBER	PART NAME	NO. REQ'D	MODEL	YEAR 19
68 5035	Cross member (frame rear)	1	(Pass 1935-40)(Comm 1935-41)	35-41
81T 5035	Cross member (frame No.5)(No.6 on 191")	1	Trucks except 122"	38-39
82Y 5035	Cross member (frame No.5)(No.5 and 6 1940-47)	1or2	122" Truck	38-47
01T 5035	Cross member (frame No.5)(No.6 on 158")(No.6 and 7 on 194")	1or2	Trucks except 122"	40-47
11A 5035	Cross member (frame rear)	1	Pass except Sedan Delivery	41-48
21A 5035	Cross member (frame rear)	1	Sedan Delivery	42-48
+AA 5036-A	Cross member (frame No.5)-tapered frame	1	157" Truck	30
+AA 5036-B	Cross member (frame No.5)	1	157" Truck	31
B 5037	Support (front license)	1	(Pass 1932-48)(Comm, Trucks 1932-47)	32-48
	24367-S7 Bolt (license bracket support to bumper) -5/16"-24 x 7/8"	2	Pass, Comm	33-41
	33798-S8 Nut-5/16"-24			
	34846-S2 Lockwasher-5/16"			
	23356-S7 Bolt (front license support)-1/4"-20 x 9/16"	2	(Pass 1932-48)(Comm, Trucks 1932-47)	32-48
	351313-S2 Washer-1/4"			
	34390-S7 Locknut-1/4"-20			
BB 5038	Bracket (front license)	2	Trucks	32-34
21A 5038	Bracket (front license)	1	(Comm 1942-47)(Trucks 1938-47)	38-47
21A 5038	Bracket (rear license)		Refer to 13406	
+B 5041	Tube (frame front cross)-23 1/4" long	1	Pass, Comm, Trucks	32-33
	B-17766 Stud (tube to frame)	2	Pass, Comm	32
	24493-S7 Bolt (tube to frame) -1/2"-20 x 1 5/8"	2	Pass, Comm	32
	33846-S8 Nut-1/2"-20	4	Pass, Comm	32
	34809-S8 Lockwasher-1/2"			
BB 5041-B	Tube assy (frame front cross)-25 1/8" long	1	Trucks	33
79 5041	Tube assy (frame front cross)-27 1/2" long	1	Trucks	37
81W 5043	Cross member (frame No.1)	1	COE	38-41
78 5045	Shield (frame cross member dust)	2	Pass, Comm	37-38
81T 5047	Cross member (frame No.6)(No.7 on 191")	1	134", 157" & 191" Trucks	38-39
+78 5048	Bracket (frame side member to cross member)-RH	1	Pass, Comm	35-41
11A 5048	Brace (frame side member to cross member)-front	2	(Pass 1941-48)(Comm 1941-47)	41-48
+51 5049	Gusset (frame No.2 cross member to side member)	1	Trucks	35-37
	24369-S8 Bolt (gusset to No.2 cross member) -3/8"-24 x 7/8"	5	Trucks	35-37
	33800-S8 Nut-3/8"-24			
	34847-S8 Lockwasher-3/8"			
78 5049	Bracket (frame side member to cross member)-LH	1	Pass, Comm	35-41
81T 5049	Gusset (frame No.2 cross member to side member)-LH	1	Trucks except 101"	38
+811W 5049	Gusset (frame No.2 cross member to side member)-LH	1	101" COE	38
91T 5049	Gusset (frame No.2 cross member to side member)	2	Trucks except 101" and 122"	39
91W 5049	Gusset (frame No.2 cross member)	1	COE	39
92Y 5049	Gusset (frame No.2 cross member)	1	122" Truck	39
01T 5050-A	Reinforcement (frame cross member No.2)-RH	1	Trucks except 122"	40-47
40 5051	Gusset (frame front cross member)-LH-rear	1	Pass, Comm	33
	24369-S8 Bolt (gusset to cross member) -3/8"-24 x 7/8"	1	Pass, Comm	33
	33800-S8 Nut-3/8"-24			
	34847-S8 Lockwasher-3/8"			
01T 5051-A	Reinforcement (frame cross member No.2)-LH	1	Trucks except 122"	40-47
	24369-S8 Bolt (No.2 cross member reinforcement to side member center hole) -3/8"-24 x 7/8"	6	Trucks except 122"	41-47
	33800-S8 Nut-3/8"-24			
	34847-S8 Lockwasher-3/8"			
01A 5052	Reinforcement (brake equalizer shaft bracket to cross member)-LHD	1	(Pass 1940)(Comm 1940-41)	40-41
+73 5057	Bracket (radiator & engine front support)-RH	1	Comm-60 HP (8 cyl) Refer to Engine Front Support Group	37-39

+ No Longer Supplied



CHASSIS PARTS CATALOGUE

PART NUMBER	PART NAME	NO. REQ'D	MODEL	YEAR
74 5057	Bracket (radiator & engine front support)-RH	1	Pass-60 HP (8 cyl) Refer to Engine Front Support Group	37-39
82Y 5057	Support (engine front)-RH	1	122" 1 Ton Truck-60 HP (8 cyl) Refer to Engine Front Support Group	38-39
†022A 5057	Bracket (engine support)-RH	1	Pass,Comm-60 HP (8 cyl) Refer to Engine Front Support Group	40
†73 5058	Bracket (radiator & engine front support)-LH	1	Comm-60 HP (8 cyl) Refer to Engine Front Support Group	37-39
†74 5058	Bracket (radiator & engine front support)-LH	1	Pass-60 HP (8 cyl) Refer to Engine Front Support Group	37-39
†75 5058	Bracket (radiator & engine front support)-LH	1	Truck-60 HP (8 cyl) Refer to Engine Front Support Group	37
†82Y 5058	Support (engine front)-LH	1	122" 1 Ton Truck-60 HP (8 cyl) Refer to Engine Front Support Group	38-39
022A 5058	Bracket (engine support)-LH	1	Pass,Comm-60 HP (8 cyl) Refer to Engine Front Support Group	40
78 5059-A	Bracket (engine support)-rear	1	Pass,Comm-60 & 90 HP (8 cyl) Refer to Engine Rear Support Group	36-37
78 5059-B	Bracket (engine support)-rear	1	Pass,Comm-60 & 90 HP (8 cyl) Refer to Engine Rear Support Group	37-41
11A 5059	Bracket (engine support)-rear	1	Pass-90 HP (6 & 8 cyl) Refer to Engine Rear Support Group	41
21A 5059	Bracket (engine support)-rear	1	Pass-90 & 100 HP (6 & 8 cyl) Refer to Engine Rear Support Group	42-48
11A 5068	Brace (cross member)	2	Pass	41
21A 5068	Brace (frame side member to cross member)-rear	2	Pass	42-48
11A 5069	Bracket (radiator to frame)-RH	1	Pass	41
11A 5070	Bracket (radiator to frame)-LH	1	Pass	41
51A 5071	Bar (radiator support cross)	1	Pass	42-48
	24347-S8 Bolt (radiator support cross bar to frame)-5/16" -24 x 3/4"	4	Pass	42-48
	33798-S8 Nut-5/16" -24			
	34393-S7 Locknut-5/16" -24			
	34846-S2 Lockwasher-5/16"			
†51 5073	Bracket (radiator support)-RH	1	Trucks	35-37
81T 5073	Bracket (radiator support)-RH	1	Trucks except 101" & 122"	38-39
82Y 5073	Bracket (radiator support)-RH	1	122" Truck	38-39
91A 5073-A	Bracket (radiator support)-RH	1	(Pass 1935-37)(Comm 1935-38)	35-38
91A 5073-A	Bracket (radiator support)-RH	1	81A740,750,760,770C,780,790,91A Std	38-39
01T 5073	Bracket (radiator support)-RH	1	Trucks except 122" & COE (8 cyl)	40-41
01W 5073	Bracket (radiator support)-RH	1	COE	40-41
01Y 5073	Bracket (radiator support)-RH	1	122" 3/4 Ton Truck (8 cyl)	40-41
022A 5073	Bracket (radiator support)-RH	1	Pass,Comm-60 HP	40
0NC 5073	Bracket (radiator support)	1	Comm (4 cyl)	41
0NY 5073	Bracket (radiator support)	1	122" Truck (4 cyl)	41
11C 5073	Bracket (radiator support)-RH-with 91A-5005-B & C	1	(Pass-DeLuxe 1939-40)(Comm 1940-41)	39-41
1GT 5073	Bracket (radiator support)-RH	1	Trucks except 122" (6 cyl)	41
†1GY 5073	Bracket (radiator support)-RH	1	122" Truck (6 cyl)	41
21A 5073-A	Bracket (radiator support)-RH	1	Pass (6 cyl)	42
21A 5073-B	Bracket (radiator support)-RH	1	Pass (8 cyl)	42
2NC 5073	Bracket (radiator support)-RH	1	Comm,122" Truck (4 cyl)	42
†BB 5074	Gusset (frame front cross member)-LH	1	Trucks	33-34
40 5074-A	Gusset (frame front cross member)-LH	1	Pass,Comm	33-34
†51 5074	Bracket (radiator support)-LH	1	Trucks	35-37
81T 5074	Bracket (radiator support)-LH	1	Trucks except 101" & 122"	38-39
82Y 5074	Bracket (radiator support)-LH	1	122" Truck	38-39
91A 5074-A	Bracket (radiator support)-LH	1	(Pass 1935-37)(Comm 1935-38)	35-38
91A 5074-A	Bracket (radiator support)-LH	1	81A740,750,760,770C,780,790;91A Std	38-39
	22266-S2 Bolt(radiator support to frame)-3/8" -24 x 1 3/4"	2	Pass,Comm,Trucks	35
01T 5074	Bracket (radiator support)-LH	1	Trucks except 122" & COE (8 cyl)	40-41

† No Longer Supplied



CHASSIS PARTS CATALOGUE

PART NUMBER	PART NAME	NO. REQ'D	MODEL	YEAR 19__
†01W 5074	Bracket (radiator support)-LH	1	COE	40-41
01Y 5074	Bracket (radiator support)-LH	1	122" Truck	40-41
022A 5074	Bracket (radiator support)-LH	1	Pass, Comm-60 HP	40
	20419-S2 Bolt (cross member to fender apron support to radiator bracket to fender apron) - 3/8" -24 x 1 3/16"	2	Pass, Comm	40
11C 5074	Bracket (radiator support)-LH-with 91A-5005-B & C	1	(Pass-DeLuxe 1939-40)(Comm 1940-41)	39-41
†1GT 5074	Bracket (radiator support)-LH	1	Trucks except 122" (6 cyl)	41
1GY 5074	Bracket (radiator support)-LH	1	122" Truck (6 cyl)	41
21A 5074-A	Bracket (radiator support)-LH	1	Pass (6 cyl)	42
21A 5074-B	Bracket (radiator support)-LH	1	Pass (8 cyl)	42
2NC 5074	Bracket (radiator support)-LH	1	Comm, 122" Truck (4 cyl)	42
†A 5075	Bracket (body to frame)-front	2	Pass, Comm, Trucks	28-31
51 5075	Bracket (body to frame)-front	2	Trucks	35-37
8IT 5075	Bracket (frame to body)-front-top measurements 3 3/64" x 1 11/16"	2	(Trucks except COE 1938-47) (Comm 1942-47)	38-47
A 5076	Bracket (frame body)-for No.6 body bolt	2	A-190A, 160A, B, C	30-31
BB 5077	Bracket (body to frame)-rear	2	AA, BB-185, 187, 195, 199A, 197, 229A, 242A, 244, 248; 51	28-36
BB 5077	Bracket (body to frame)-rear	2	Platform & Stake Bodies	37-47
8IT 5078	Bracket (frame to body)-top measurements 3 3/64" x 2 3/4"	2	(Trucks except COE 1941-47) (Comm 1942-47)	41-47
†46 5079	Tube assy (frame rear cross)	1	Sedan Delivery	33-34
†40 5081-B	Tube assy (frame rear cross)	1	Pass with well fenders	33-34
†46 5081	Tube assy (frame rear cross)	1	Comm	33-34
†78 5084	Pad (frame to body bracket)-RH-front	1	74 & 78-710, 740, 750, 760A, B, 780, 790, 81A-740, 750, 760A, B, 780, 790; 91A-74, 76, 78, 79; 01A78; 11C78; 1NC78; 1GC78	37-41
†78 5085	Pad (frame to body bracket)-LH-front	1	74 & 78-710, 740, 750, 760A, B, 780, 790, 81A-740, 750, 760A, B, 780, 790; 91A-74, 76, 78, 79; 01A78; 11C78; 1NC78; 1GC78	37-41
78 5086	Pad (frame to body bracket)-RH-rear	1	74 & 78-710, 740, 750, 760A, B, 780, 790; 81A-740, 750, 760A, B, 780, 790; 91A-74, 76, 78, 79; 01A78; 11C78; 1NC78; 1GC78	37-41
81W 5086	Bracket (engine support)-RH	1	COE	38-39
1GT 5086	Bracket (cross member No.1 to engine support)-RH	1	Trucks (6 cyl)	41
78 5087	Pad (frame to body bracket)-LH-rear	1	74 & 78-710, 740, 750, 760A, B, 780, 790; 81A-740, 750, 760A, B, 780, 790; 91A-74, 76, 78, 79; 01A78; 11C78; 1NC78; 1GC78	37-41
81W 5087	Bracket (engine support)-LH	1	COE	38-39
1GT 5087	Bracket (frame cross member No.1 to engine support)-LH	1	Trucks (6 cyl)	41
AA 5089-B	Support (engine rear)-RH	1	Truck Refer to Engine Rear Support Group	28-31
†B 5089-B	Support (engine rear)	1	Pass, Comm (4 & 8 cyl) Refer to Engine Rear Support Group	32
BB 5089-A	Support (engine rear)	1	Trucks (4 & 8 cyl) Refer to Engine Rear Support Group	32-39
†48 5089-A	Support (engine rear)	1	Pass, Comm Refer to Engine Rear Support Group	35-36
01T 5089-A	Support (engine rear)-replaced by 8T 5089	1	Trucks (8 cyl) Refer to Engine Rear Support Group	40-47
8T 5089	Insulator assy (engine rear support to cross member) -8 1/2" long	1	Trucks (8 cyl) Refer to Engine Rear Support Group	40-47
A 5090-B	Support (engine rear)	2	Pass, Comm Refer to Engine Rear Support Group	28-31
AA 5090-B	Support (engine rear)-LH	1	Truck Refer to Engine Rear Support Group	28-31

† No Longer Supplied



CHASSIS PARTS CATALOGUE

PART NUMBER	PART NAME	NO. REQ'D	MODEL	YEAR 19
A 5092	Cushion (engine rear support)	4	Pass, Comm Refer to Engine Rear Support Group	28-31
AA 5093	Spacer (engine rear support)-11/32" I.D.-7/16" O.D.-.60" long	6	Pass, Comm, Trucks Refer to Engine Rear Support Group	28-31
01Y 5096	Cross member and reinforcement (frame No.3)	1	122" Truck	40-47
01T 5097-A	Reinforcement (frame cross member)	2or4	Trucks except 122" & 101" COE	40-47
01T 5097-B	Reinforcement (frame cross member No.3)-use with reinforced frame	2or4	Trucks except 122" & 101" COE	40-47
01Y 5097	Reinforcement (frame cross member)	4	122" Truck	40-47
21C 5097	Gusset (frame cross member No.3)	2	Comm	42-47
B 5098-B	Bolt (transmission bearing retainer to universal joint cap)-7/16"-20 x 1.14"	4	(Pass, Comm 1933-36)(Comm 1937-60 HP) Refer to 4520	33-37
B 5098-C	Bolt (transmission bearing retainer to universal joint cap)-7/16"-20 x 1.29"	4	(Pass, Comm 1932-36)(Comm 1937-60 HP) Refer to 4520	32-37
81C 5098-A	Bolt (universal joint housing cap)-length 1.14"	4	Comm with 4 Speed Transmission	38-41
B 5099-A	Plate (engine rear support backing)	1	Pass, Comm (4 & 8 cyl) Refer to Engine Rear Support Group	32-36
82Y 5099	Plate (engine rear support backing)-use with 3 speed transmission	1	122" Truck Refer to Engine Rear Support Group	38-39
01T 5101	Retainer (engine rear support)	1	Trucks Refer to Engine Rear Support Group	40-47
82Y 5102	Bracket (steering gear to frame)-LHD	1	122" Truck	38-47
48 5104	Bracket (steering gear to frame)	1	Pass, Comm	35-36
78 5104	Bracket (steering gear)-LHD	1	(Pass 1937-40)(Comm 1937-41)	37-41
11A 5104-A	Bracket (steering gear)-LHD-bolted on type	1	Pass	41
	24349-S7 Bolt (steering gear bracket to frame)-3/8"-24 x 3/4"	4	Pass	41
	34395-S7 Locknut-3/8"-24			
11A 5104-B	Bracket (steering gear)-LHD-rivet on type-use with direct action shock absorbers	1	Pass	41-48
	60470-S Rivet (steering gear bracket to frame)-5/16" x 1"	4	Pass	41-48
BB 5115	Spacer (frame side member)-3 15/16" long	2	BB185, 187, 239A	32-33
BB 5115	Spacer (frame side member "U" bolt)-length 3 15/16"	4	Platform & Stake Bodies except 122"	37-39
81Y 5115	Spacer (frame side member)-rear	2	122" Platform & Stake Bodies	38-42
+81Y 5116	Spacer (frame side member)-front	2	122" Platform & Stake Bodies	38-42
11A 5122-B	Spacer (frame to front floor pan)-RH	1	Convertible Coupe & Sportsman Coupe	41-48
81W 5123	Gusset (frame cross member No. 1)	1	COE	38-39
11A 5123-B	Spacer (frame to front floor pan)-LH	1	Convertible Coupe & Sportsman Coupe	41-48
+A 5130-B2	Bracket (running board to frame)-rear-RH	1	Pass, Comm	28-31
+AA 5130-A	Bracket (running board)-No.3	2	Trucks with long running board	28-31
A 5131-A2	Bracket (running board to frame)-rear-LH	1	Pass, Comm	28-31
01Y 5134	Cross member & reinforcement (frame No.4)-replaced by 1-01Y-5028 & 1-01Y-5097	1	122" Truck	40-47
01T 5135-A	Reinforcement (frame cross member)-RH	1	Trucks except 122"	40-47
01T 5135-B	Reinforcement (frame cross member No.4)-use with 2 speed axle or reinforced frame	1	Trucks except 122" & 101" COE	40-47
01T 5136-A	Reinforcement (frame cross member)-LH	1	Trucks except 122"	40-47
01T 5136-B	Reinforcement (frame cross member No.4)-use with 2 speed axle or reinforced frame	1	Trucks except 122", 101" COE & 158" School Bus	40-47
91A 5137-B	Reinforcement (engine radius rod)	1	Pass	39-40
48 5138	Brace and body bracket assy (frame to bumper)-RH	1	Pass except Station Wagon	35-36
48 5139	Brace and body bracket assy (frame to bumper)-LH	1	Pass except Station Wagon	35-36
	20423-S2 Bolt (bracket to frame)-1/2"-20 x 1 3/16"	6	Pass except Station Wagon	35-36
	33846-S8 Nut-1/2"-20			
	34809-S8 Lockwasher-1/2"			

+ No Longer Supplied



CHASSIS PARTS CATALOGUE

PART NUMBER	PART NAME	NO. REQ'D	MODEL	YEAR 19__
AA 5145-A2	Bracket (running board)-No.3	2	AA-85B,215A,195A,210A,242A	28-31
AA 5145-A2	Bracket (running board)-No.4	2	Trucks with long running board	28-31
11A 5145	Seat (radius rod)	2	Pass	41
81T 5146	Gusset (frame No.4 cross member)	2	Trucks except 122"	38-39
82Y 5146	Gusset (frame No.4 cross member)	2	122" 1 Ton Truck	39
A 5151	Support assy (battery)	1	Pass,Comm,Trucks (Refer to 10732)	28-31
BB 5151	Support assy (battery)	1	(Pass,Comm 1932)(Trucks 1932-34) Refer to 10732	32-34
40 5151-A	Support assy (battery)	1	Pass,Comm (Refer to 10732)	33-34
†51 5151	Support assy (battery)	1	Trucks (Refer to 10732)	35-36
68 5153	Bracket (battery support)	1	Pass,Comm (Refer to 10732)	35-36
A 5154	Stud (battery support)-3 29/32" long	1	Pass,Comm,Trucks (Refer to 10732)	28-31
91A 5154	Tray (battery)	1	DeLuxe Pass (Refer to 10732)	39
40 5156	Nut (battery clamp adapter)-3/8"-24-overall length .63"-when installing 17 plate battery in 15 plate battery support	2	Pass,Comm Refer to 10732	33-34
†BB 5159	Bracket (battery support to floor)	1	BB-330, Pass Bus (Refer to 10732)	32-34
B 5163	Clamp (battery)-pressed steel corner bracket	2	Pass,Comm,Trucks (Refer to 10732)	28-32
51 5165	Clamp assy (battery)	1	Trucks (Refer to 10732)	35-36
91A 5165	Clamp assy (battery)	1	DeLuxe Pass (Refer to 10732)	39
51A 5165-B	Clamp assy (battery)	1	(Pass 1933-38)(Std.Pass 1939)(Comm 1933-39)(Trucks 1937-39)(Refer to 10732)	33-39
†91A 5168-A	Bracket (tray to fender apron)	1	DeLuxe Pass (Refer to 10732)	39
21C 5168-B	Brace (battery support)-LHD	1	Comm,Trucks (4 & 8 cyl)(Refer to 10732)	42-47
20C 5168-B	Brace (battery support)	1	Pass (6 cyl)(Refer to 10732)	46-48
†BB 5170	Spacer (battery support to frame)	1	BB-330, Pass Bus (Refer to 10732)	32-34
91A 5170	Bracket (tray to chassis frame)-LHD	1	DeLuxe Pass (Refer to 10732)	39
91A 5171	Clamp (hold down)	1	DeLuxe Pass (Refer to 10732)	39
01A 5171-B	Clamp (hold down on dash)	1	Pass,Comm (Refer to 10732)	40-41
01A 5171-B	Clamp (battery hold down)-on dash-use with 01T-10732	1	Trucks-except COE (4 & 8 cyl) Refer to 10732	40-41
48 5172	Hold down assy (battery)	2	Pass,Comm (Refer to 10732)	35-36
91A 5175-A	Bolt (battery clamp)-clover leaf end-7.95" long	1	DeLuxe Pass (Refer to 10732)	39
91A 5175-B	Bolt (battery clamp)-threaded end-8.84" long	1	DeLuxe Pass (Refer to 10732)	39
11A 5175-E	Bolt (battery clamp)-front-use with high and low batteries	1	(Pass 1941-48)(Comm,Trucks 1941-47) Refer to 10732	41-48
†01A 5185-B	Pad (battery hold down clamp)-use with 01T-10732	1	(Pass 1940)(Comm,Trucks-except COE 1940-41)(Refer to 10732)	40-41
81W 5194	Bracket (front cross member to body bolt)	2	COE	38-41
21W 5194	Bracket (front cross member to body bolt)	2	COE	42-47

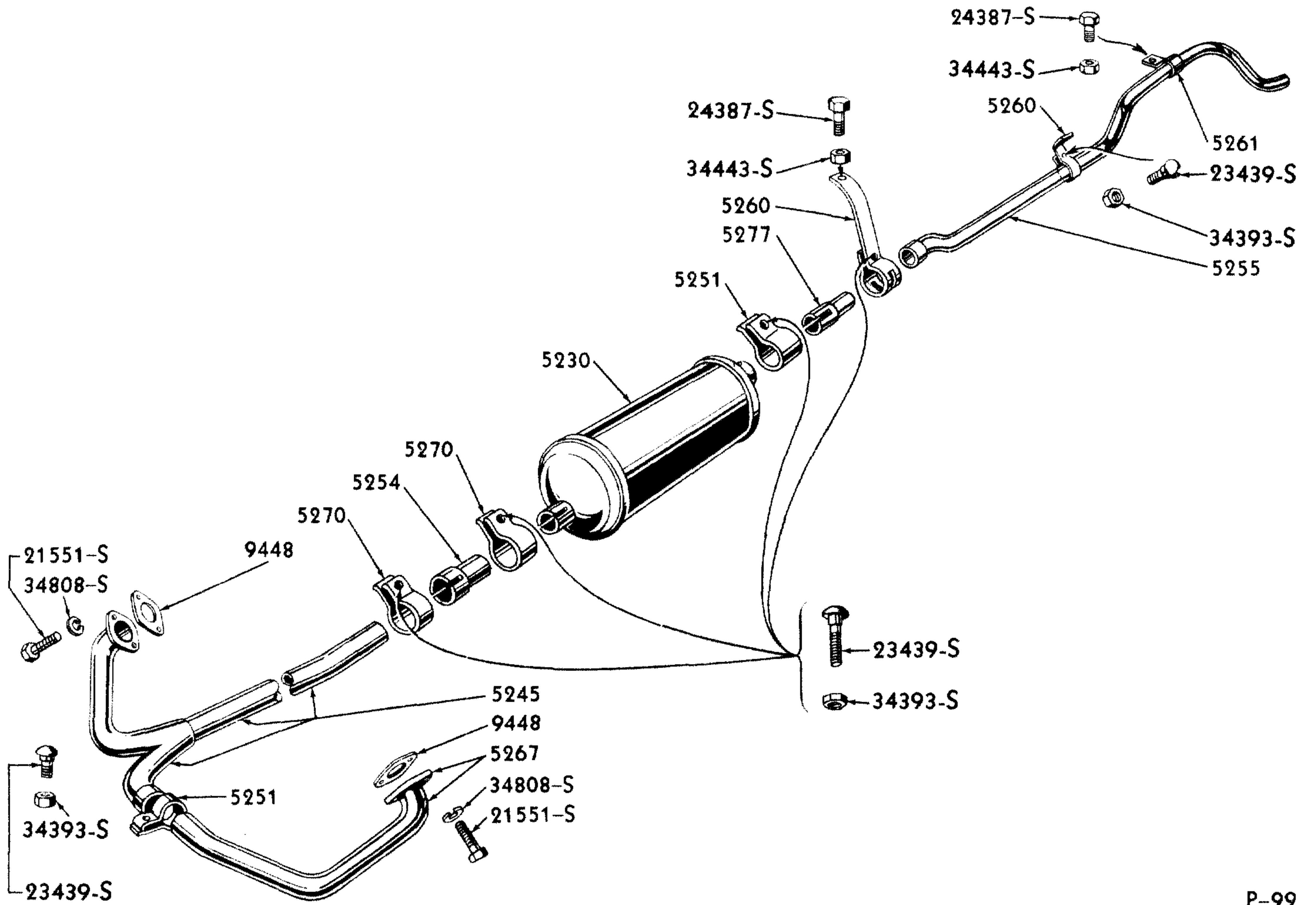
Frame Rivets

60400-S	1/4" x 11/16" round head		
62293-S	1/4" x 13/16" flat c/sunk		
60428-S	1/4" x 13/16" round head		
60442-S	1/4" x 7/8" round head		
60444-S	5/16" x 7/8" button head		
60446-S	3/8" x 7/8" round head		
60459-S	3/8" x 15/16" round head		
60468-S	1/4" x 1" round head		
60470-S	5/16" x 1" solid		
60472-S	3/8" x 1" button head		
60485-S	3/8" x 1 1/16" round head		
60498-S	3/8" x 1 1/8" button head		
60520-S	5/16" x 1 1/4" round head		
60522-S	3/8" x 1 1/4" round head		
60534-S	3/8" x 1 3/8" round head		
60546-S	3/8" x 1 1/2" button head		

† No Longer Supplied

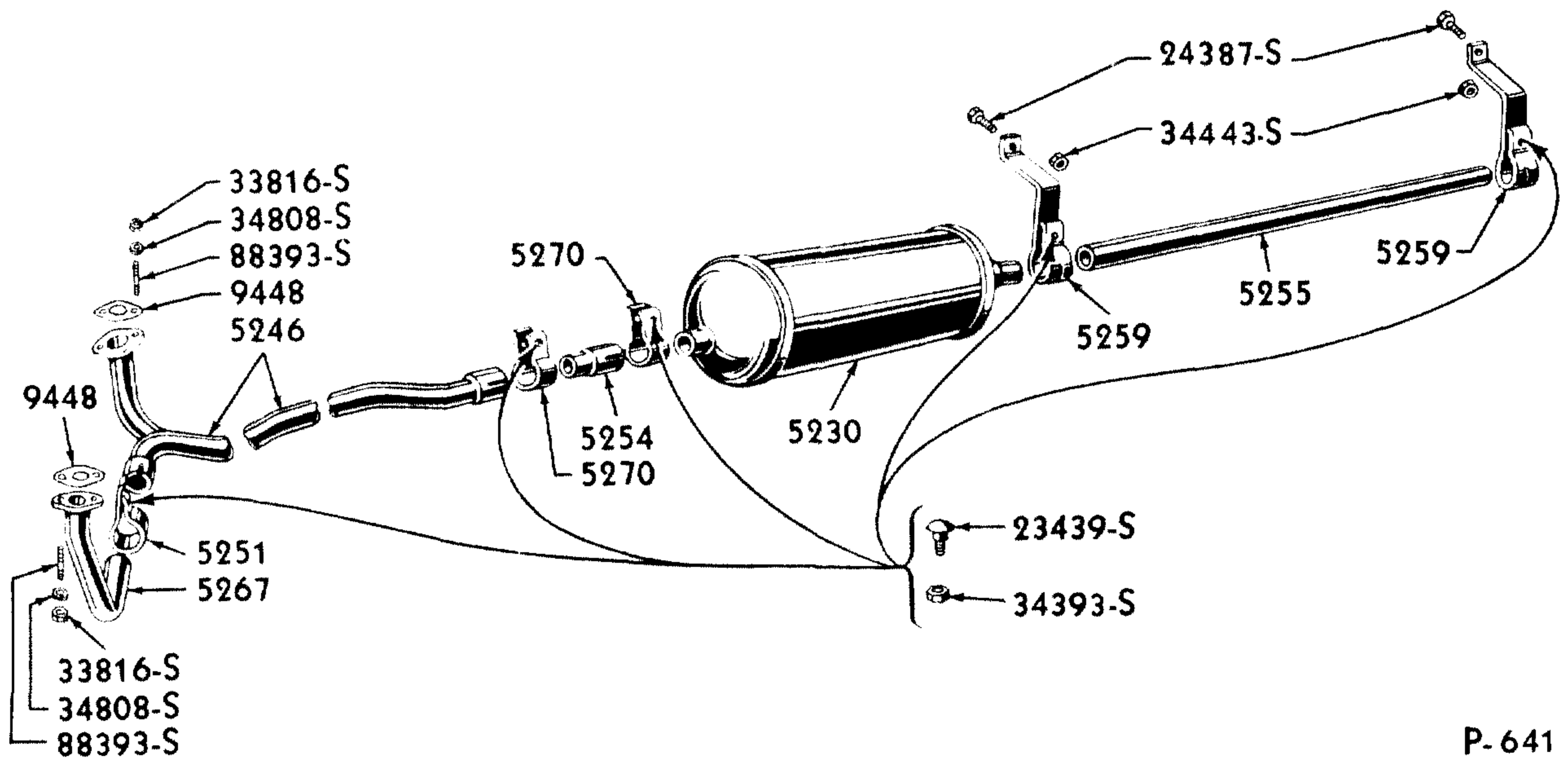


CHASSIS PARTS CATALOGUE



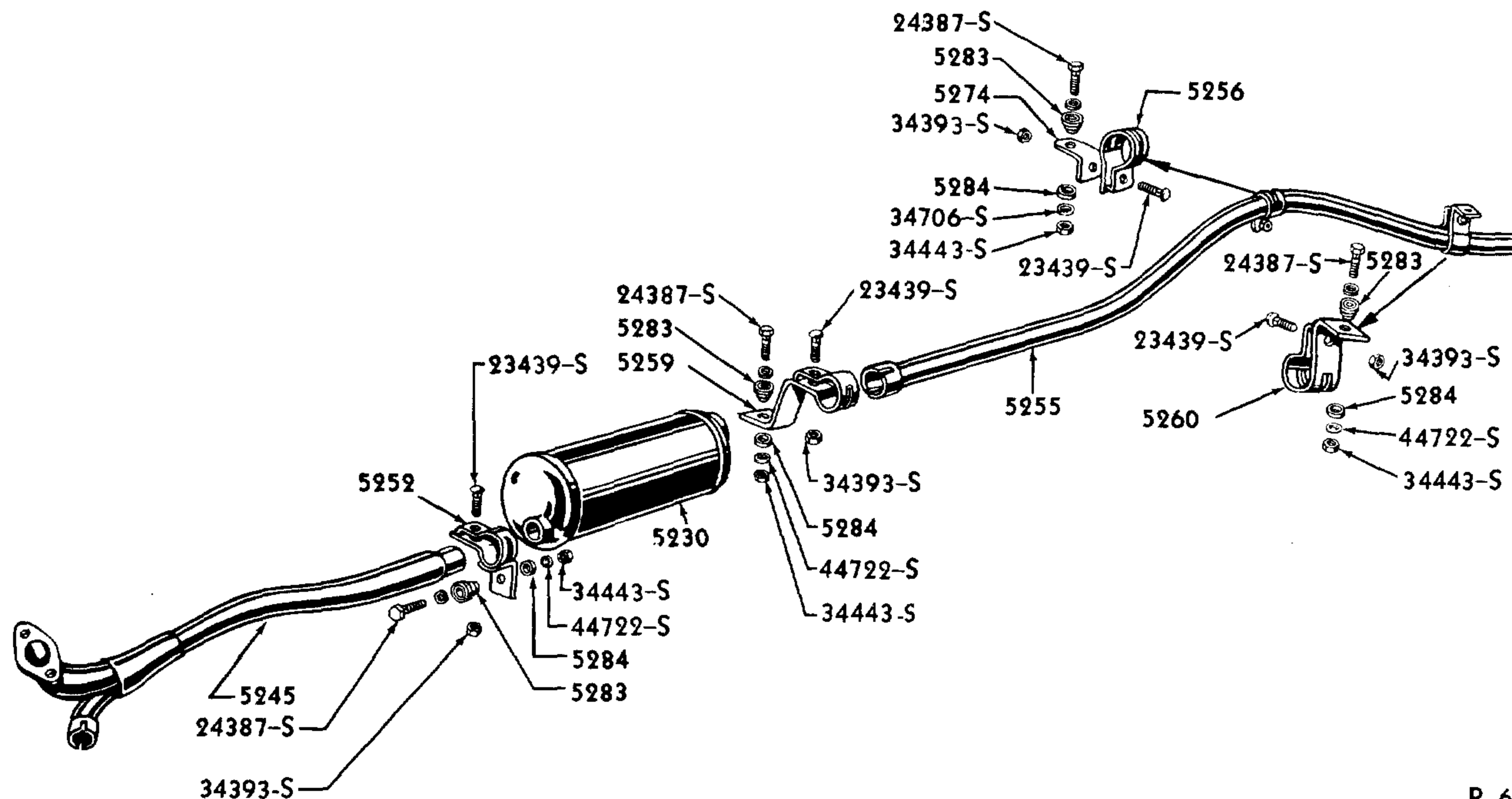
1932-33 8 CYLINDER TRUCK MUFFLER

P-99



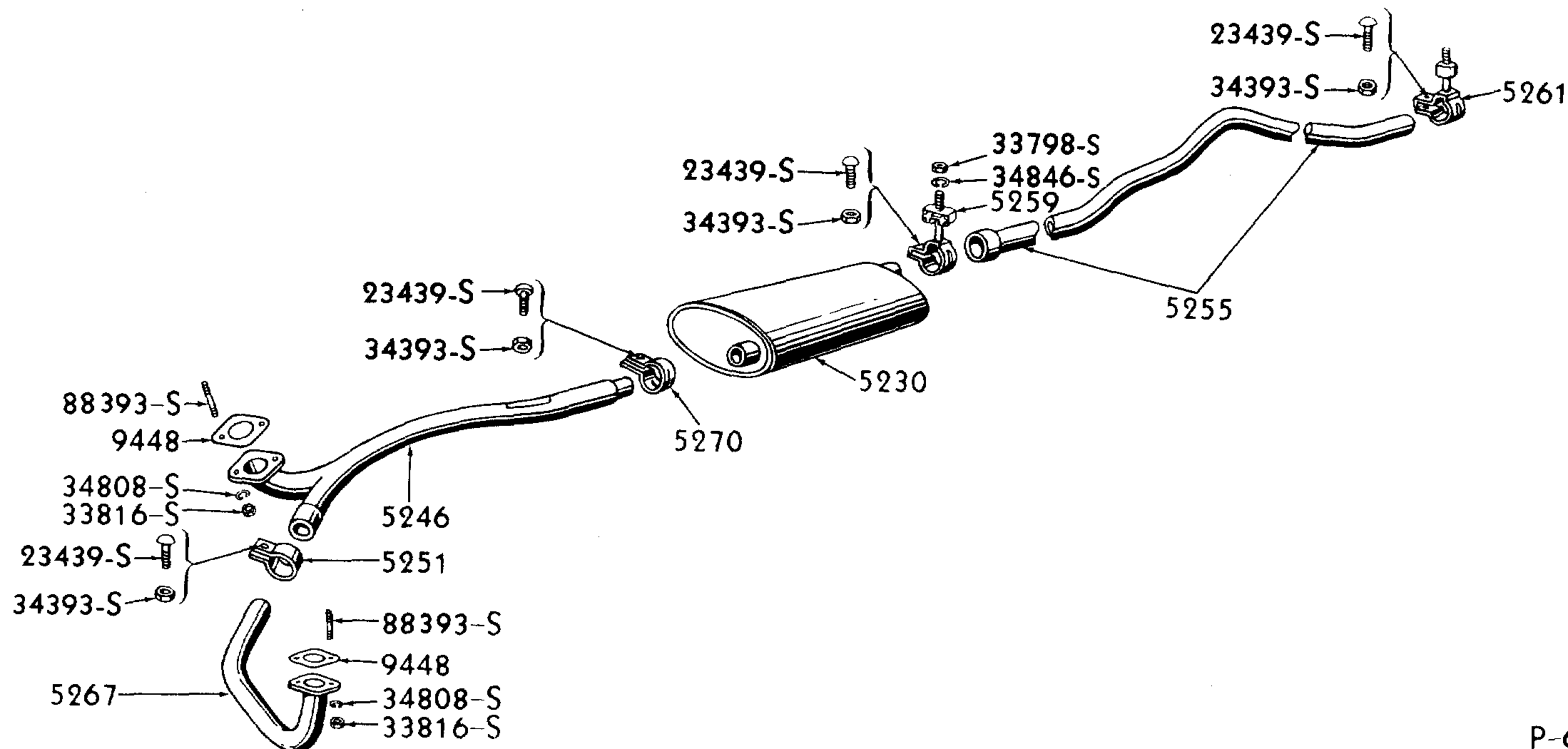
1942-47 8 CYLINDER TRUCK MUFFLER

P-641



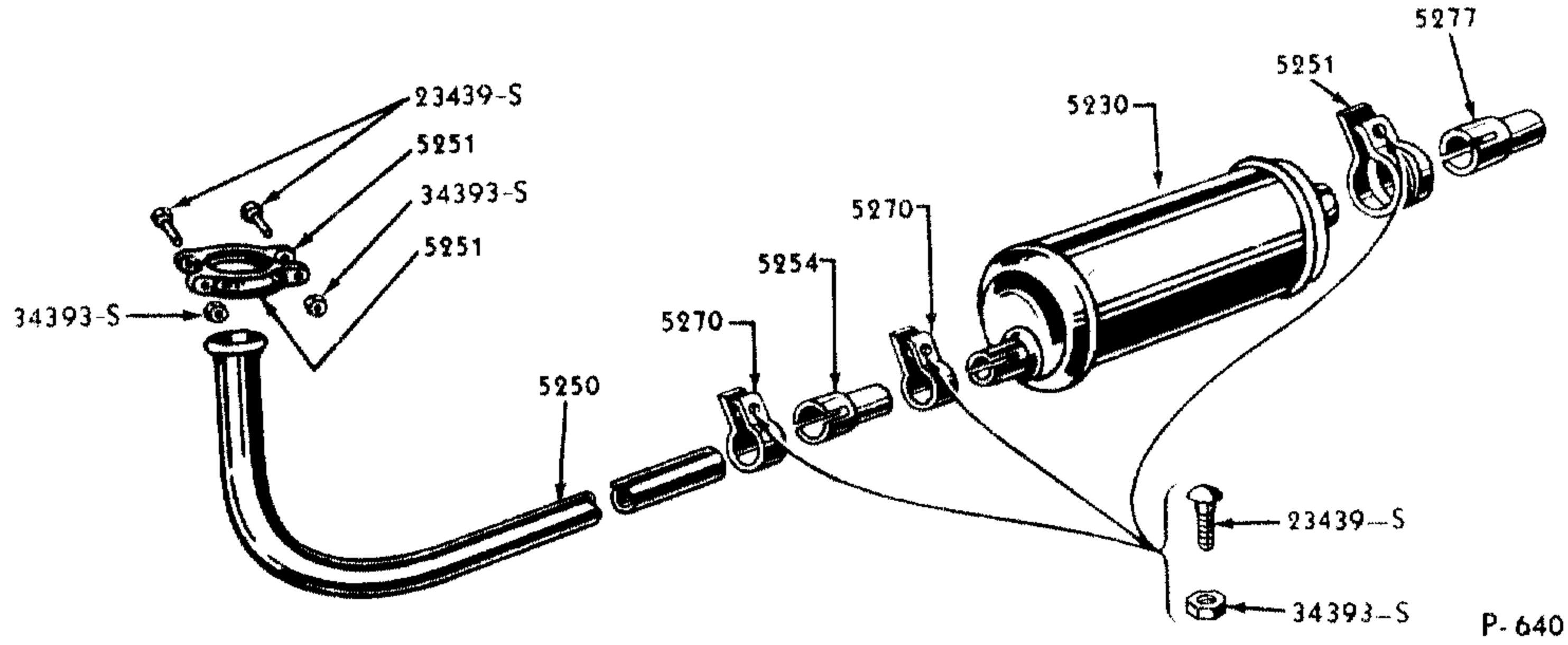
1935-37 8 CYLINDER PASSENGER MUFFLER

P-639



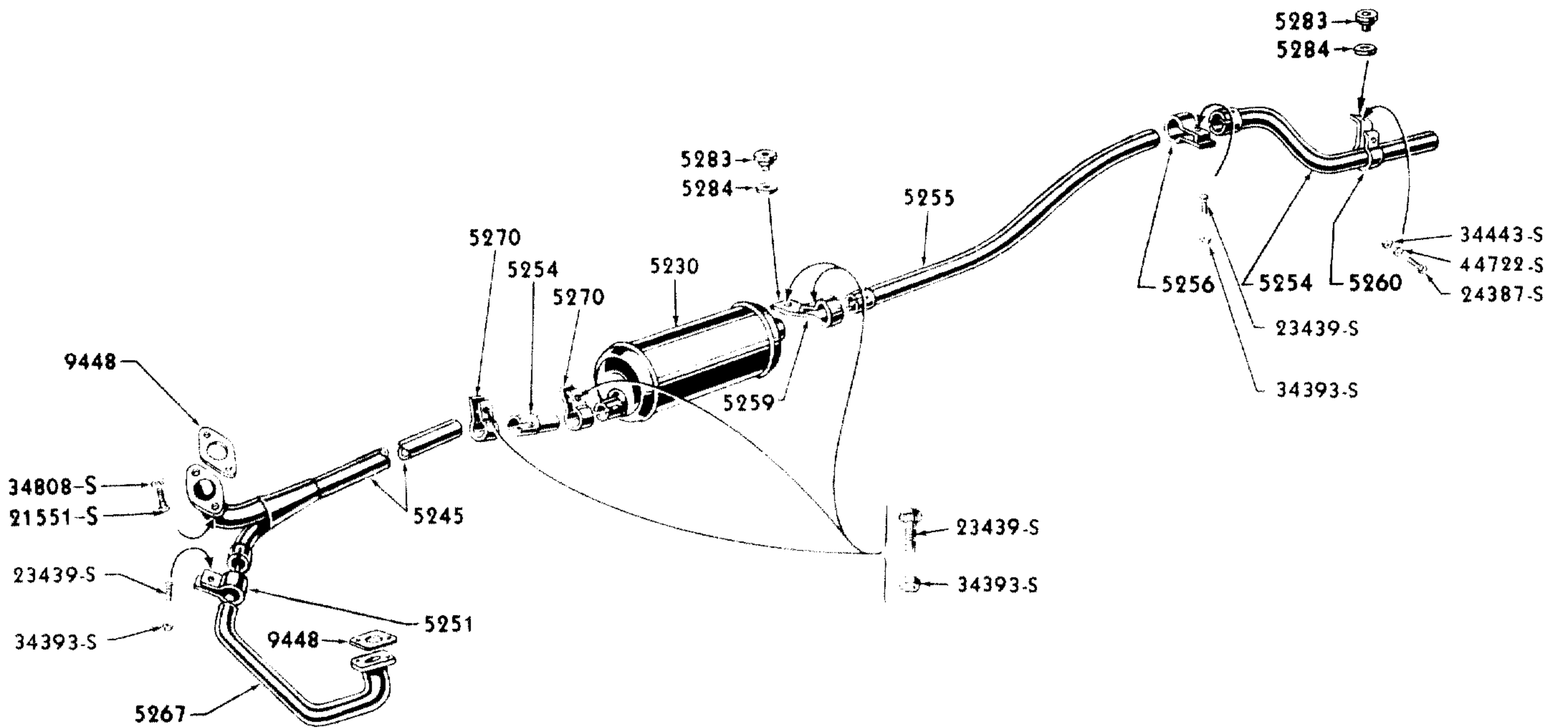
1942 8 CYLINDER PASSENGER MUFFLER

P-622



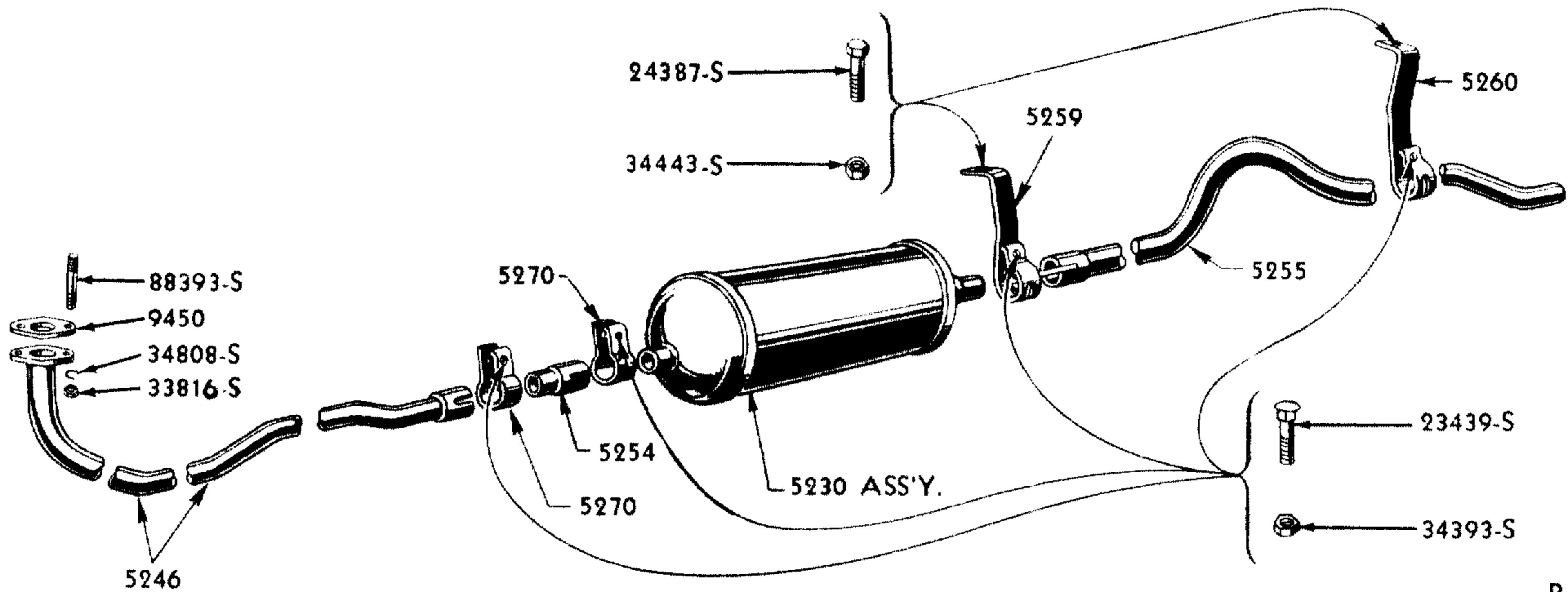
P-640

1932-34 4 CYLINDER PASSENGER MUFFLER



P-97

1933-34 8 CYLINDER PASSENGER MUFFLER



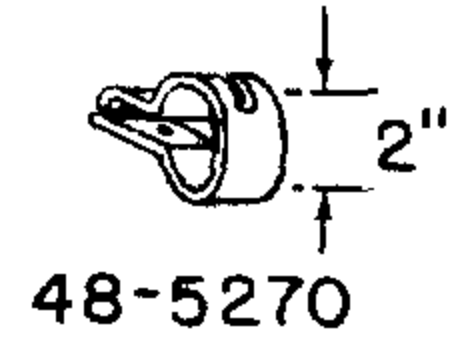
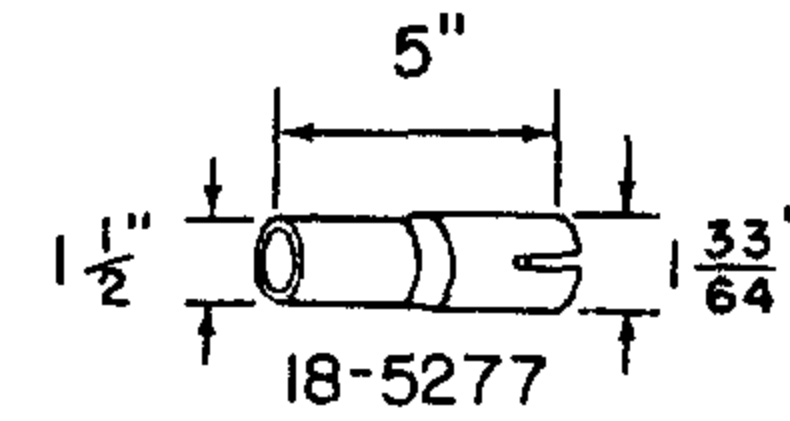
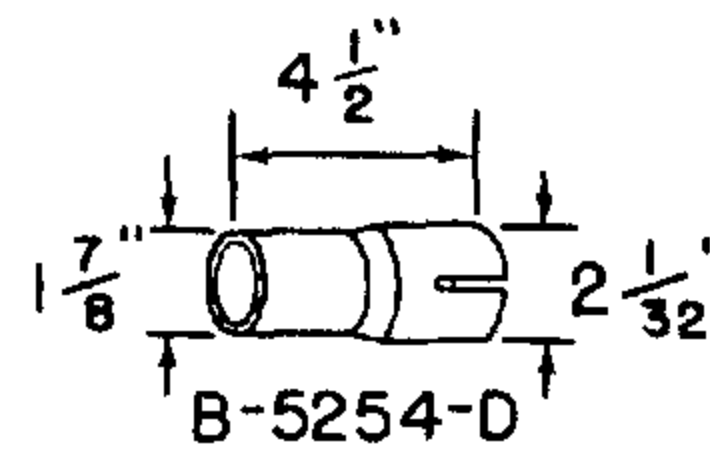
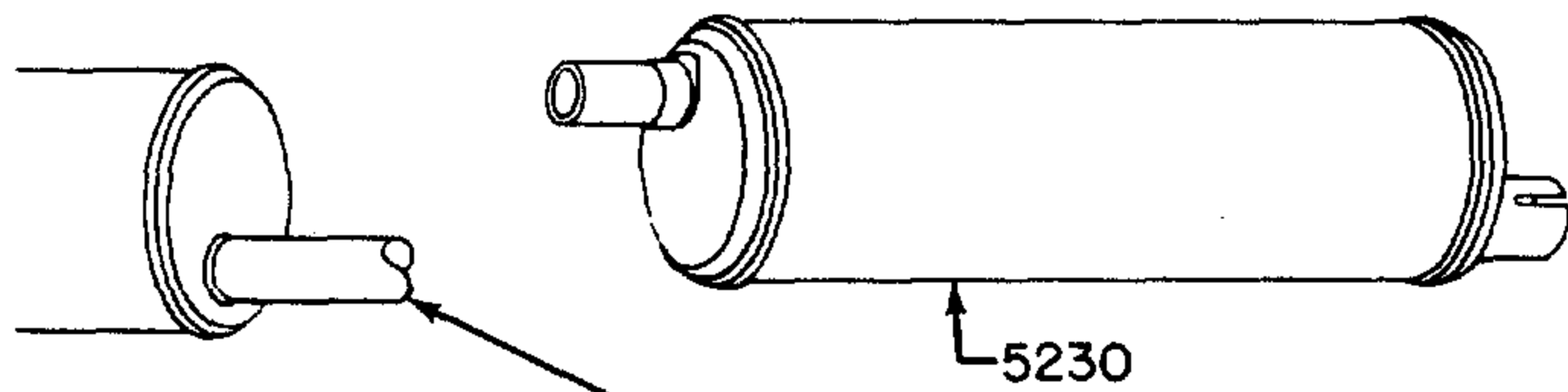
P-637

1942-47 6 CYLINDER COMMERCIAL MUFFLER

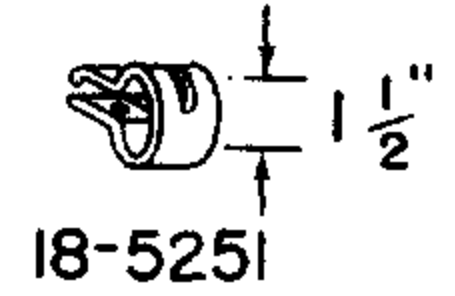
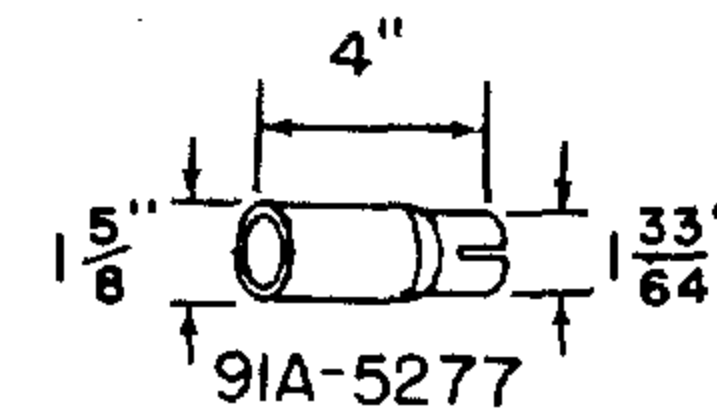
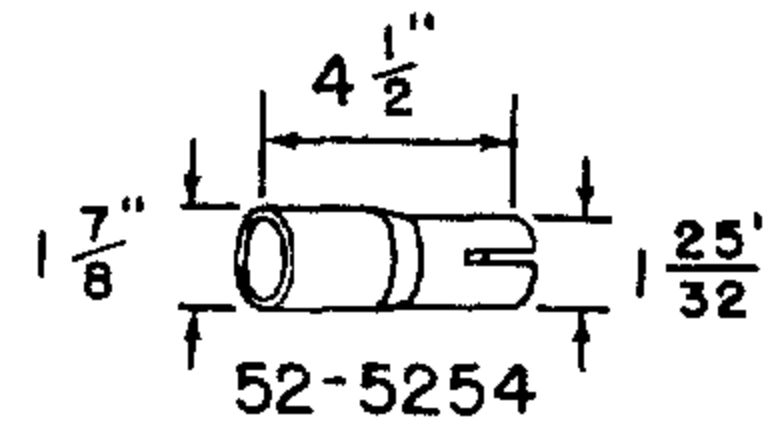
Basic numbers only shown on illustration. Order by Part Numbers shown in list of parts.



CHASSIS PARTS CATALOGUE



SAW OFF MUFFLER INTAKE PIPE SUFFICIENTLY AHEAD OF MUFFLER TO ACCOMODATE CONNECTOR PIPE



P-5

REPLACEMENT MUFFLER CHART

TO REPLACE THE FOLLOWING MUFFLER ASSEMBLIES			REPLACEMENT MUFFLER	FRONT CONNECTOR PIPE		FRONT CLAMP	REAR CONNECTOR PIPE		REAR CLAMP	INLET PIPE
PART NUMBER	MODEL	YEAR		B-5254-D	52-5254		18-5277	91A-5277		
A 5230-B	Pass & Comm	28-31								
B 5230-B	Pass & Comm (4 cyl)	32	48 5230-C	1		2	1		1	B 5250-C
BB 5230-C	131" Truck (4 cyl)	32	48 5230-C	1		2	1		1	BB 5250-A
BB 5230-D	157" Truck (4 cyl)	32	48 5230-C	1		2	1		1	BB 5250-E
BB 5230-E	131" Truck (8 cyl)	32	48 5230-C	1		2	1		1	BB 5245-A
BB 5230-F	157" Truck (8 cyl)	32	48 5230-C	1		2	1		1	BB 5245-B
BB 5230-G	131" Truck (4 cyl)	33-34	48 5230-C	1		2	1		1	BB 5250-F
BB 5230-H	157" Truck (4 cyl)	33-34	48 5230-C	1		2	1		1	BB 5250-D
BB 5230-J	131" Truck (8 cyl)	33-34	48 5230-C	1		2	1		1	BB 5245-C
BB 5230-K	157" Truck (8 cyl)	33-34	48 5230-C	1		2	1		1	BB 5245-D
18 5230-B	Pass & Comm (8 cyl)	32	48 5230-C	1		2	1		1	18 5245
40 5230	Pass & Comm (8 cyl)	33-34	48 5230-C	1		2				40 5245
46 5230	Pass & Comm (4 cyl)	33-34	48 5230-C	1		2				46 5250
48 5230-A	Pass & Comm (8 cyl)	35-36	48 5230-B							48 5245
48 5230-A	Pass & Comm-90 HP	37-38	48 5230-B							78 5245
48 5230-B	Service Muffler									
48 5230-C	Service Muffler									
51 5230	Trucks	35-36	48 5230-C	1		2	1		1	51 5245

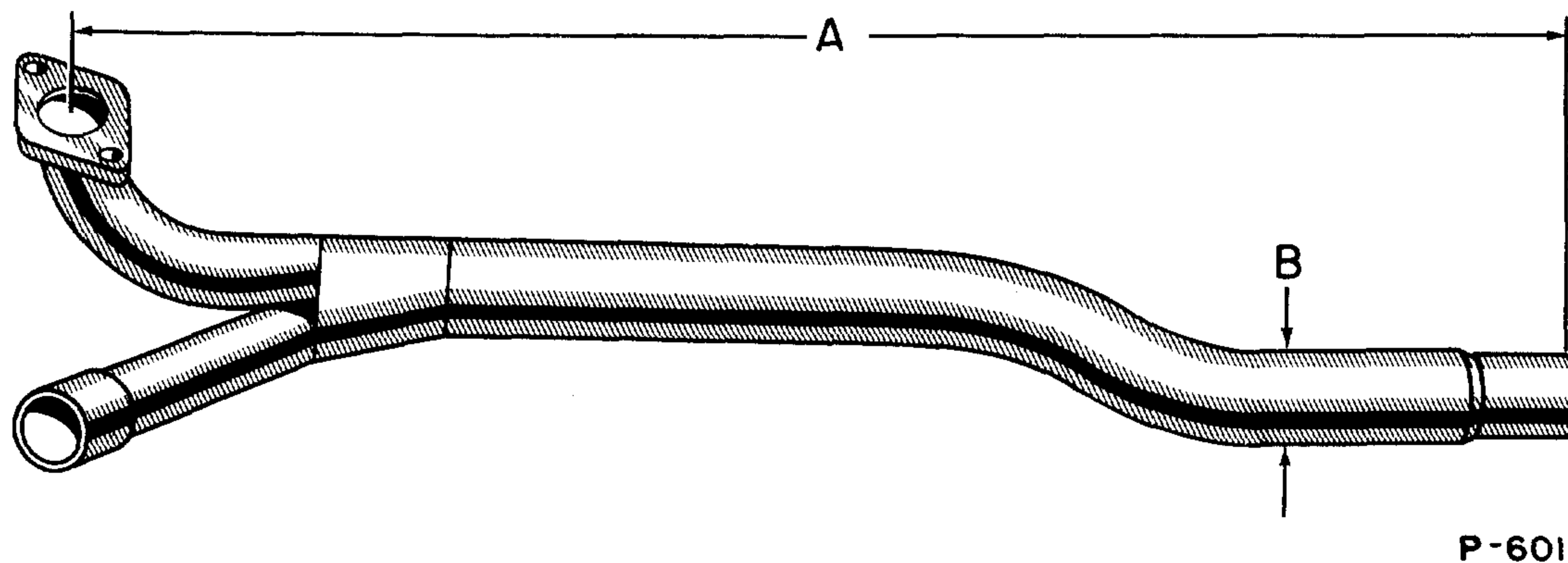


CHASSIS PARTS CATALOGUE

REPLACEMENT MUFFLER CHART

TO REPLACE THE FOLLOWING MUFFLER ASSEMBLIES			REPLACEMENT MUFFLER	FRONT CONNECTOR PIPE		FRONT CLAMP	REAR CONNECTOR PIPE		REAR CLAMP	INLET PIPE
PART NUMBER	MODEL	YEAR		B-5254-D	52-5254		18-5277	91A-5277		
74 5230-A	Pass & Comm-60 HP	37	74 5230-A							74 5245-A
74 5230-A	Pass & Comm-60 HP	37-40	74 5230-A							74 5245-B
75 5230	131" Truck-60 HP	37	48 5230-C		1	2	1		1	75 5245
79 5230	Trucks-90 HP	37	48 5230-C	1		2	1		1	79 5245
81T 5230	Trucks (except 122" & 191" 1938-39)	38-41	48 5230-B	1		2				81T 5245-B
811T 5230	191" Truck	38-39	48 5230-B	1		2				811T 5245
82T 5230	122" 1 Ton Truck-60 HP	40	48 5230-B			2				82T 5245
91A 5230	Pass Std. & Comm	39	48 5230-B				1		1	78 5245
91A 5230	(Pass DeLuxe 1939)-(Pass & Comm 1940)	39-40	48 5230-B							91A 5245-A
91Y 5230	122" 1 Ton Truck-90 HP	38-39	48 5230-C	1		2	1		1	91Y 5245
92Y 5230	122" 1 Ton Truck-60 HP	38-39	48 5230-C		1	2	1		1	92Y 5245
99A 5230	Pass (8 cyl.)	41	99A 5230							11A 5245
ONY 5230	122" Truck (4 cyl) (with inlet pipe)	41	ONY 5230							
11A 5230	Pass (8 cyl)	41	99A 5230							11A 5245
1GA 5230	Pass (6 cyl)	41	1GA 5230							1GA 5246
1GC 5230	Comm (6 cyl)	41	48 5230-B							1GC 5246
1GT 5230	Trucks (6 cyl)	41	48 5230-B	1		2				2GT 5246-B
21A 5230	Pass (8 cyl)	42	2GA 5230-A							21A 5246
21C 5230-A	Comm, 122" Truck (8 cyl)	42-47	21C 5230-B	1		2				21C 5246-B
21C 5230-B	Comm, 122" Truck (6 & 8 cyl)	42-47	21C 5230-B							21C 5246-B
21T 5230-B	Trucks (8 cyl)	42-47	21T 5230-B	1		2				21T 5246-B
2GA 5230-A	Pass (6 cyl)	42-48	2GA 5230-A							2GA 5246-A
2GA 5230-A	Pass (8 cyl)	42-48	2GA 5230-A							21A 5246
2GA 5230-B	Pass (6 & 8 cyl)	42-48	2GA 5230-A							
2GC 5230	Comm, 122" Truck (6 cyl)	42-47	21C 5230-B	1		2				2GC 5246-B
2GT 5230	Trucks (6 cyl)	42-47	21T 5230-B	1		2				2GT 5246-B
2NC 5230	Comm (4 cyl) (with inlet pipe)	42	2NC 5230							
51A 5230	Pass (6 & 8 cyl)	42-48	2GA 5230-A							21A 5246
7HC 5230-C	Comm, 122" Truck (6 cyl "H" Series)	47	7HC 5230-D							7HC 5246-C
7HC 5230-D	Comm, Trucks except COE	47	7HC 5230-D							
7HT 5230-B	Trucks except 122" & COE (6 cyl "H" Series)	47	7HC 5230-D							7HT 5246-B

PART NUMBER	PART NAME	NO. REQ'D	MODEL	YEAR
23439-S7	Bolt (muffler clamps)-5/16" - 24 x 1 1/4"	1	(Pass 1928-48)(Comm, Trucks 1928-47)	28-48
34393-S7	Locknut-5/16"-24			
24387-S7	Bolt (muffler pipe support to frame)-5/16"-24 x 1"	1	(Pass 1928-48)(Comm, Trucks 1928-47)	28-48
34443-S7	Locknut-5/16"-24			
44722-S8	Washer (muffler support to frame)-5/16"	1	Pass, Comm	32-37



MUFFLER INLET PIPE CHART

PART NUMBER	A	B	NUMBER STAMPED ON PIPE	MODEL	YEAR 19__
BB-5245-A	58.50"	2.00"	None	131 1/2" Truck (8 cyl)	32
BB-5245-B	40.50"	2.00"	None	157" Truck (8 cyl)	32
BB-5245-C	60.75"	2.00"	None	131 1/2" Truck (8 cyl)	33-34
BB-5245-D	42.75"	2.00"	None	157" Truck (8 cyl)	33-34
18-5245	43.25"	2.00"	None	Pass, Comm (8 cyl)	32
40-5245	31.62"	2.00"	None	Pass, Comm (8 cyl)	33-34
48-5245	47.56"	2.00"	None	Pass, Comm	35-36
51-5245	57.68"	2.00"	None	Trucks	35-36
74-5245-A	39.75"	1.75"	None	Pass, Comm-60 HP	37
74-5245-B	42.75"	1.75"	None	Pass, Comm-60 HP	37-40
75-5245	50.00"	1.75"	None	Trucks-60 HP	37
78-5245	43.75"	2.00"	None	Pass, Comm except 91A DeLuxe-90 HP	37-39
79-5245	55.00"	2.00"	None	Trucks-90 HP	37
81T-5245-B	39.58"	2.00"	81T	Trucks except 191"-90 & 100 HP (8 cyl)	38-41
811T-5245	73.38"	2.00"	811T	191" Truck-90 & 100 HP	38-39
82T-5245	35.84"	1.75"	None	Trucks-60 HP	40
91A-5245-A	44.25"	2.00"	91A	(Pass except 91A Std 1939-40)(Comm 1940-41)(90 & 100 HP-8 cyl)	39-41
91Y-5245	53.00"	2.00"	None	122" Truck-90 HP	38-39
92Y-5245	50.50"	1.75"	None	122" Truck-60 HP	38-39
0NC-5245	31.00"	1.50"	None	Comm (4 cyl)	41
11A-5245	46.00"	2.00"	11A	Pass (8 cyl)	41
1GA-5246	43.10"	2.00"	None	Pass, Comm (6 cyl)	41
1GC-5246	46.43"	2.00"	None	Comm (6 cyl)	41
21A-5246	40.22"	2.00"	None	Pass (8 cyl)(except with Hot Air Heater)	42-48
21C-5246-B	48.00"	2.00"	None	Comm, 122" Truck (8 cyl)	42-47
21T-5246-B	39.31"	2.00"	None	Trucks except 122" (8 cyl)	42-47
2GA-5246-A	42.54"	2.00"	None	Pass (6 cyl)	42-48
2GC-5246-B	50.30"	2.00"	2GC	Comm, 122" Truck (6 cyl)	42-47
2GT-5246-B	41.44"	2.00"	None	Trucks except 122" (6 cyl)	41-47
6HA-5246	42.28"	2.00"	None	Pass (6 cyl "H" Series)	47-48
014T 5249	Extension (muffler outlet pipe)			Refer to Muffler Outlet & Extension Pipes Chart	
214T 5249	Extension (muffler outlet pipe)			Refer to Muffler Outlet & Extension Pipes Chart	
21Y 5249	Extension (muffler outlet pipe)			Refer to Muffler Outlet & Extension Pipes Chart	
B-5250-C	27.00"	2.00"	None	Pass, Comm (4 cyl)	32
BB-5250-A	42.20"	2.00"	None	131 1/2" Truck (4 cyl)	32
†BB-5250-D	28.00"	2.00"	None	157" Truck (4 cyl)	33-34
BB-5250-E	23.50"	2.00"	None	157" Truck (4 cyl)	32
BB-5250-F	43.84"	2.00"	None	131 1/2" Truck (4 cyl)	33-34
†46-5250	14.35"	2.00"	None	Comm (4 cyl)	33-34

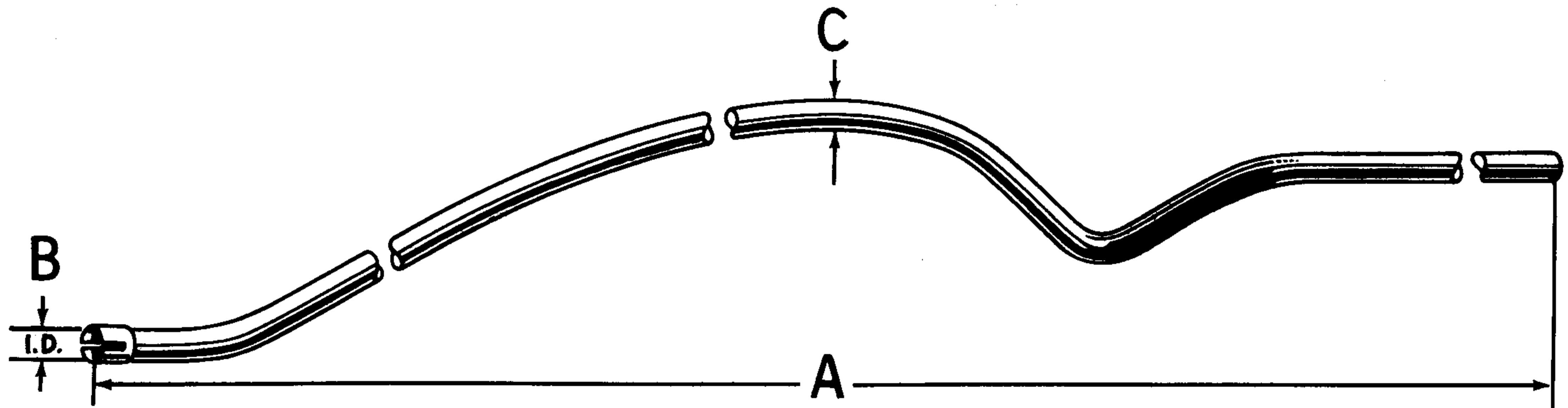
† No Longer Supplied



CHASSIS PARTS CATALOGUE

PART NUMBER	PART NAME	NO. REQ'D	MODEL	YEAR 19__
	350611-S Bolt (inlet pipe to exhaust manifold)-7/16"-20 x 2 1/4"	4	Pass,Comm,Trucks-90 HP-8 cyl	32
	21551-S Bolt (inlet pipe to exhaust manifold)-7/16"-14 x 2 3/4"	4	Pass,Comm,Trucks-90 HP-8 cyl	33-36
	88393-S Stud (inlet pipe to exhaust manifold)-7/16"-14 & 7/16" 20 x 1 1/2"	4 2	(Pass 1937-48)(Comm,Trucks 1937-47)-90 & 100 HP-8 cyl (Pass 1941-48)(Comm,Trucks 1941-47)-6 cyl	37-48 41-48
	52-9454 Stud (inlet pipe to exhaust manifold)-3/8"-16 & 3/8"-16 x 1.4"	4	Pass,Comm,Trucks-60 HP	37-40
	33827-S8 Nut-brass-3/8"-16			
	33816-S Nut-brass-7/16"-20			
	34847-S8 Lockwasher-3/8"			
	34808-S8 Lockwasher-7/16"			
B 5251	Clamp (muffler inlet pipe)	2	Pass,Comm,Trucks (4 cyl)	28-34
	20514-S7 Bolt(muffler inlet pipe clamp)-3/8"-16 x 1 7/8"	2	Pass,Comm,Trucks (4 cyl)	28-34
	33827-S8 Nut-brass-3/8"-16			
18 5251	Clamp (muffler inlet pipe)	1	Pass,Comm,Trucks (8 cyl)	32-41
18 5251	Clamp (muffler outlet pipe)	1	Pass,Comm	32
9N 5251	Clamp (muffler pipe)	2	(4 cyl)	41-42
	+21507-S2 Bolt (muffler inlet pipe clamp)-5/16"-18 x 2 1/8"	2	(4 cyl)	41-42
	33825-S7 Nut-brass-5/16"-18			
21A 5251	Clamp assy (hot air heater)		Refer to 18507	
21A 5251	Clamp assy (cross over pipe to inlet pipe)	1	(Pass,Comm-60 HP-1938-40)(Pass 1942-48)(Comm,Trucks 1942-47)(8 cyl.)	40-48
48 5252	Clamp and bracket assy (muffler inlet pipe)	1	Pass,Comm	35-37
74 5252	Clamp (muffler inlet pipe)-replaced by 21A 5251	1	Pass,Comm-60 HP	38-40
AA 5253	Pipe (muffler outlet)		Refer to Muffler Outlet & Extension Pipes Chart	
74 5253	Clamp (muffler cross pipe)	1	Pass,Comm,Trucks-60 HP	37-40

+ No Longer Supplied



P-571

MUFFLER OUTLET AND EXTENSION PIPE CHART

PART NUMBER	A	B	C	MODEL	YEAR 19__
+ 014T-5249	54.00"	1.53"	1.62"	194" Truck	40-41
+ 214T-5249	54.00"	1.77"	1.75"	194" Truck	42-47
+ 21Y-5249	44.00"	1.77"	1.75"	122" Panel Delivery	46-47
AA-5253	78.50"	1.76"	1.75"	131 1/2" Truck	30-31
B 5254-A	17.50"	1.53"	1.50"	Pass, Comm	32
B 5254-B	31.00"	1.53"	1.50"	Station Wagon	32
†B 5254-C	44.50"	1.53"	1.50"	106" Panel Delivery	32
B 5254-D	-----	-----	-----	Refer to Muffler Chart	
40 5254	28.00"	1.53"	1.50"	Pass, Comm except Panel (8 cyl)	33-34
46 5254-A	39.50"	1.53"	1.50"	Panel Delivery (8 cyl)	33-34
46 5254-B	34.00"	1.53"	1.50"	Station Wagon (8 cyl)	33-34
52 5254	-----	-----	-----	Refer to Muffler Chart	
A 5255-B	61.50"	1.76"	1.75"	A-79B, 150B, 225A	31
†AA 5255-B	50.00"	1.76"	1.75"	157" Truck-Open Bodies	30-31
†AA 5255-D	103.00"	1.76"	1.75"	157" Truck-Closed Bodies	30-31
B 5255-A	37.81"	Plain	1.50"	Pass, Comm	32
B 5255-B	37.81"	1.53"	1.50"	Pass, Comm	32
BB 5255-B	97.00"	Plain	1.50"	157" Truck	32
BB 5255-C	53.75"	1.53"	1.50"	131 1/2" Truck	32-34
BB 5255-D	97.00"	1.53"	1.50"	157" Truck	32-34
40 5255	57.00"	1.53"	1.50"	Pass (8 cyl)-Comm (4 cyl)	33-34
48 5255	82.00"	1.53"	1.50"	Pass, Comm except Pickup	35-40
50 5255	75.00"	1.53"	1.50"	(Pickup 1935-38)(Pickup-60 HP-1939-40)	35-40
51 5255-A	68.50"	1.53"	1.50"	131 1/2" Truck	35-37
51 5255-B	94.00"	1.53"	1.50"	157" Truck	35-37
81T 5255-A	88.25"	1.53"	1.62"	Panel Delivery	38-39
81T 5255-B	36.00"	1.53"	1.62"	134", 157", 158" Trucks	38-41
811W 5255	8.00"	1.53"	1.62"	101" COE	38-41
817T 5255	111.25"	1.53"	1.62"	157", 158", 191", 194" Panel Trucks	38-41
91A 5255	80.00"	1.65"	1.62"	(Pass 1939-40)(Comm except Pickup 1939-41)	39-41
91C 5255	73.00"	1.65"	1.62"	Pickup-90 & 100 HP	39-41
92Y 5255	63.00"	1.53"	1.50"	122" Truck	38-39
01T 5255	92.50"	1.53"	1.62"	134" Panel Truck	40-41
01Y 5255	79.00"	1.53"	1.62"	122" Truck	40-41
011W 5255	56.00"	1.53"	1.62"	101" COE	40
+014T 5255	179.00"	1.53"	1.62"	194" Truck	40-41
018T 5255	116.50"	1.53"	1.62"	158" Truck-90 HP	40
11A 5255-A	78.00"	1.65"	1.62"	Pass except Station Wagon	41
11A 5255-B	84.00"	1.65"	1.62"	Station Wagon	41
21A 5255	78.14"	1.77"	1.75"	Station Wagon	42-48

+ Use as extension pipe.

† No Longer Supplied



CHASSIS PARTS CATALOGUE

MUFFLER OUTLET AND EXTENSION PIPE CHART

PART NUMBER	A	B	C	MODEL	YEAR 19__
21C 5255-A	89.56"	1.77"	1.75"	Comm Panel	42-47
21C 5255-B	79.25"	1.77"	1.75"	Comm Pickup, Platform	42-47
21T 5255-A	36.00"	1.77"	1.75"	134", 158" Trucks except Panels & School Bus	42-47
+ 21T 5255-A	36.00"	1.77"	1.75"	158" School Bus	46-47
21T 5255-B	92.50"	1.77"	1.75"	134" Panel Truck	42-47
21Y 5255	69.75"	1.77"	1.75"	122" Truck	42-47
211W 5255-A	8.00"	1.77"	1.75"	101" COE	42-47
211W 5255-B	59.50"	1.77"	1.75"	101" COE	42-47
214T 5255	179.20"	1.77"	1.75"	194" Truck	42-47
218T 5255	116.50"	1.77"	1.75"	158" Truck except COE	42-47
59C 5255	59.64"	1.77"	1.75"	Comm except Platform, Panel Delivery & Pickup	42-47
598T 5255	134.00"	1.77"	1.75"	158" School Bus	46
6A 5255	83.30"	1.77"	1.75"	Pass except Station Wagon	42-48
7HY 5255-B	106.50"	Plain	1.75"	122" Truck-use with "H" Series	47
7RT 5255-A	36.10"	Plain	1.75"	(134", 158" Trucks except Panels-use with "H" Series)(COE except 101"-100 HP)	47
7RT 5255-B	92.50"	1.77"	1.75"	(134" Truck except Panel-use with "H" Series)(134" COE-100 HP)	47
7R4T 5255	179.20"	1.77"	1.75"	194" Truck-use with "H" Series	47
7R8T 5255-C	118.50"	Plain	1.75"	158" Truck-use with "H" Series	47
8C 5255-A	88.80"	Plain	1.75"	Comm Panel	47
8C 5255-B	79.00"	Plain	1.75"	Comm except panel	47
88T 5255-A	133.7"	Plain	1.75"	158" School Bus-use with "H" Series	47
+ †91AS-5263	7.36"	1.65"	1.62"	Station Wagon	39-40
+ 21A-5263	8.58"	1.78"	1.75"	Station Wagon	42-48

PART NUMBER	PART NAME	NO. REQ'D	MODEL	YEAR 19__
B 5256	Bracket (muffler outlet pipe)	1	Pass, Comm	32
40 5256-B	Clamp (muffler short outlet pipe)-rear	1	Pass, Comm	33-34
48 5256	Bracket (muffler outlet pipe)-center	1	Pass, Comm	35-37
AA 5258	Bracket (muffler outlet pipe)-center	1	Trucks	30-31
†AA 5259-A	Bracket (muffler outlet pipe to frame)-rear	1	157" Truck	30-31
	24389-S8 Bolt (pipe bracket clamp)-3/8" 24 x 1"	1	Trucks	30-31
	33800-S8 Nut-3/8"-24			
	34847-S8 Lockwasher-3/8"			
AA 5259-B	Bracket (muffler outlet pipe)-rear	1	157" Truck (Open Bodies)	30-31
40 5259-B	Bracket (muffler long outlet pipe)	1	Pass, Comm	33-34
48 5259	Bracket assy (muffler outlet pipe)-front	1	Pass, Comm	35-37
51 5259	Bracket (muffler to frame)	1	(157" Truck 1935-37) (194" Truck 1940-47) (Comm 1945-47)	35-47
78 5259	Bracket (muffler outlet pipe)-front	1	(Pass, Comm-90 HP-1938) (Pass, Comm-60 HP-1938-40)	38-40
01T 5259	Bracket (muffler outlet pipe to frame cross member)	1	Trucks	32-34
01T 5259	Bracket (muffler outlet pipe)-front	1	(131 1/2" Truck 1935-37)(134" Panel Truck 194" Truck 1940-41)	35-41

+ Use as extension pipe.

† No Longer Supplied

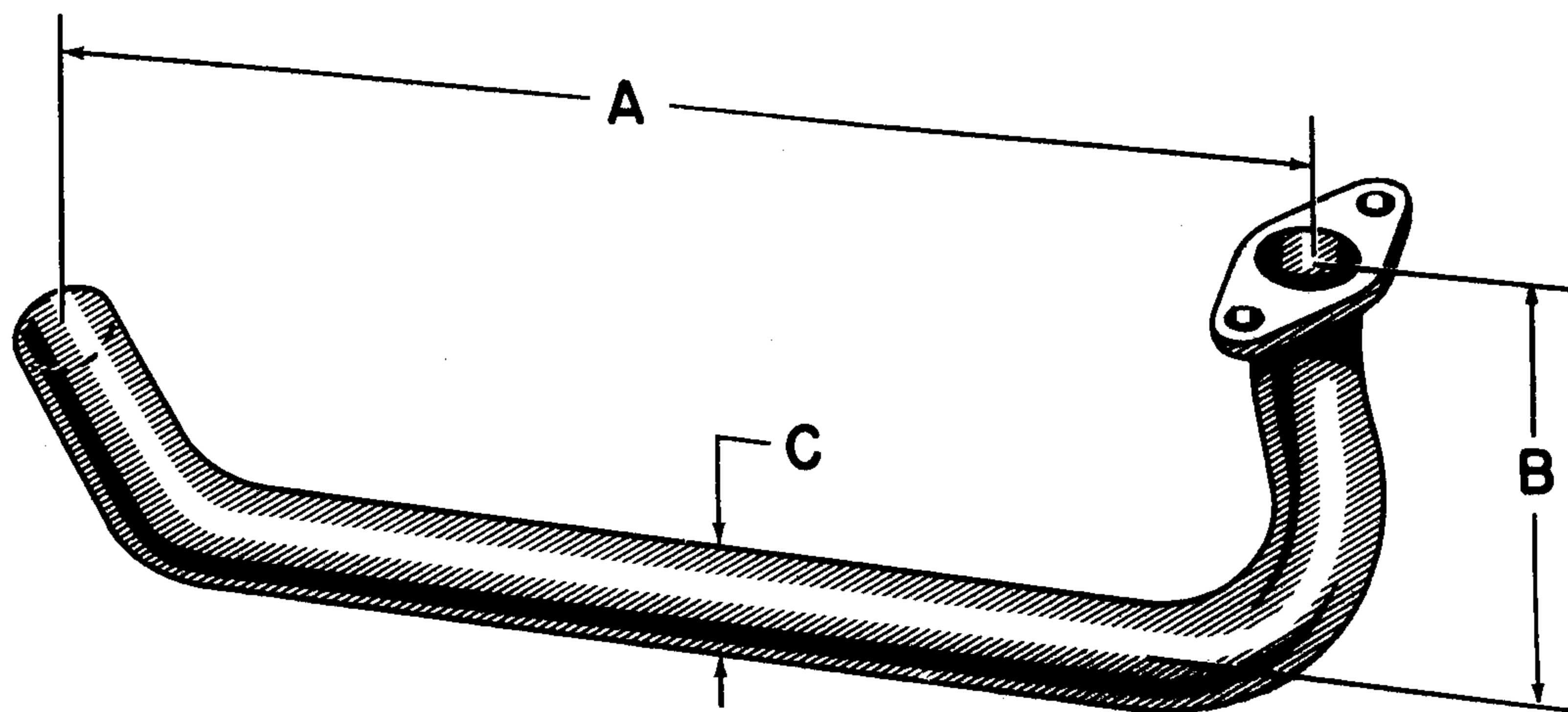


CHASSIS PARTS CATALOGUE

PART NUMBER	PART NAME	NO. REQ'D	MODEL	YEAR 19__
11A 5259	Bracket (muffler outlet pipe)-front	1	Pass, Comm	39-41
21A 5259	Bracket (muffler outlet pipe)-front-replaced by 51A 5259 & 51A 5265	1	Pass	42-48
21C 5259	Bracket (muffler outlet pipe)-front	1	Trucks	30-31
21C 5259	Bracket (muffler outlet pipe)-front	1	Comm, 122" Truck, 134" Panel Truck	42-47
21C 5259	Bracket (muffler outlet pipe)-front	1	158" School Bus, 194" Truck	44-47
21T 5259	Bracket (muffler to frame)-front	1 or 2	Trucks except 122" & Panels	38-47
21T 5259	Bracket (muffler to frame)-rear-adjust to fit	1	122" Truck	38-41
21T 5259	Bracket (muffler outlet pipe extension to frame)- front	1	158" School Bus-use with 6 cyl "H" Series	47
51A 5259	Bracket (muffler outlet pipe)-front	1	Pass	42-48
	33798-S8 Nut (muffler outlet pipe front bracket to frame)- 5/16"-24	1	Pass	42-48
	34846-S2 Lockwasher-5/16"			
7HC 5259	Bracket (muffler to frame)-rear	1	Comm, 122" Truck	47
7RT 5259	Bracket (muffler to frame)	2	(134", 158" Trucks-use with "H" Series) (COE)	47
EB 5260	Bracket (muffler to frame)	1	Trucks	32-34
EB 5260	Bracket (muffler to frame)	1	101" COE	38-39
40 5260-B	Bracket (muffler outlet pipe)	1	Pass, Comm	33-34
48 5260	Bracket (muffler outlet pipe)-rear-LHD	1	(Pass, Comm 1935-38)(Pass, Comm 60 HP 1939-40)	35-40
51 5260	Bracket (muffler outlet pipe to frame cross member)- replaced by 01T-5259	1	Trucks	32-34
51 5260	Bracket (muffler to frame)-front-repl. by 01T 5259	1	131 1/2" Truck	35-37
81T 5260	Bracket (muffler outlet pipe)	1	Pass, Comm, Trucks	28-31
	BB-4522 Bolt (muffler outlet pipe bracket)- 3/8"-24 x 1 7/32"-end drilled	1	Pass, Comm, Trucks	28-31
	34030-S8 Nut-castle-3/8"-24			
	72034-S Cotter pin-3/32" x 1"			
81T 5260	Bracket (muffler outlet pipe)-front	1	Trucks except 122"	38-39
81T 5260	Bracket (muffler to frame)-center	1	101" COE	40-41
01Y 5260	Bracket (muffler outlet pipe)-rear	1	(122", 194" Trucks)(134" Panel)	40-41
21C 5260-A	Bracket (muffler outlet pipe to frame)-rear	1	(Comm, 122" Truck, 134" Panel 1942-47) (194" Truck 1944-47)	42-47
21C 5260-B	Bracket (muffler outlet pipe)-rear	1	Comm except 80, 82, 83	42-47
51A 5260	Bracket (muffler outlet pipe)-rear	1	Pass	42-48
BB 5261	Bracket (muffler outlet pipe)-rear	1 or 2	(Trucks 1932-37)(122" Truck 1938)	32-38
81T 5261	Bracket (muffler outlet pipe)-rear-use with 81T-5255-A	1	157", 158", 191" Trucks	38-41
82Y 5261	Bracket (muffler outlet pipe)	1	122" Truck	38-39
99A 5261	Bracket (muffler outlet pipe)-rear	1	(Pass 1939-40)(Comm 1939-41)	39-41
11A 5261-A	Bracket (muffler outlet pipe)-rear	1	Pass	41
21A 5261	Bracket (muffler outlet pipe)-rear-replaced by 51A-5261 & 51A-5287	1	Pass	42-48
21Y 5261	Bracket (muffler outlet pipe extension)-rear	1	122" Panel Delivery	46-47
51A 5261	Bracket assy (muffler outlet pipe)-rear	1	Pass	42-48
7HC 5261	Bracket (muffler outlet pipe)-rear	1	Comm, 122" Truck	47
7HY 5261	Bracket (muffler outlet pipe to frame)-rear-replaced by 7HC 5261	1	122" Truck	47
191AS 5263	Extension (muffler outlet pipe)		Refer to Muffler Outlet & Extension Pipes Chart	
21A 5263	Extension (muffler outlet pipe)		Refer to Muffler Outlet & Extension Pipes Chart	
19B 5265	Clamp (muffler outlet pipe)	1	122" Panels	47
21A 5265	Clamp (muffler pipe extension)	1	Station Wagon	42-48
51A 5265	Clamp (muffler outlet pipe)-front	1	Pass	42-48

† No Longer Supplied

CHASSIS PARTS CATALOGUE



P-596

MUFFLER INLET CROSS OVER PIPE CHART

PART NUMBER	A	B	C	NUMBER STAMPED ON PIPE	MODEL	YEAR 19__
BB 5267	17.28"	8.50"	1.50"	None	Trucks	32-34
18 5267	17.06"	7.12"	1.50"	None	Pass	32
40 5267	17.53"	8.20"	1.50"	None	Pass, Comm	33-34
48 5267	18.25"	8.37"	1.50"	None	Pass, Comm	35-36
51 5267	10.87"	9.31"	1.50"	None	Trucks	35-36
74 5267	18.37"	8.37"	1.25"	None	Pass, Comm-60 HP	37-40
75 5267	14.62"	8.37"	1.25"	None	Trucks-60 HP	37
78 5267	19.75"	7.06"	1.50"	None	Pass, Comm	37-41
79 5267	11.18"	8.21"	1.50"	None	Trucks-90 & 100 HP	37-41
+82T 5267	8.20"	7.90"	1.25"	None	122" Truck-60 HP	40
82Y 5267	12.35"	7.90"	1.25"	None	122" Truck-60 HP	38-39
☆ 51A 5267-A	20.77"	6.34"	1.62"	51A	Pass	42-48
59C 5267-C	11.75"	6.34"	1.62"	None	Comm, Trucks	42-47

PART NUMBER	PART NAME	NO. REQ'D	MODEL	YEAR 19__
21551-S	Bolt (inlet cross over pipe to exhaust manifold)-7/16"-14 x 2 3/4"	2	Pass (8 cyl)	32
88393-S	Stud (inlet cross over pipe to exhaust manifold)-7/16"-14 & 7/16"-20 x 1 1/2"	2	(Pass 1941-48)(Comm, Trucks 1941-47) (8 cyl)	41-48
33816-S	Nut-brass-7/16"-20			
34808-S8	Lockwasher-7/16"			

☆ On 1942 Models use I-21A-5293 Spacer. † No Longer Supplied

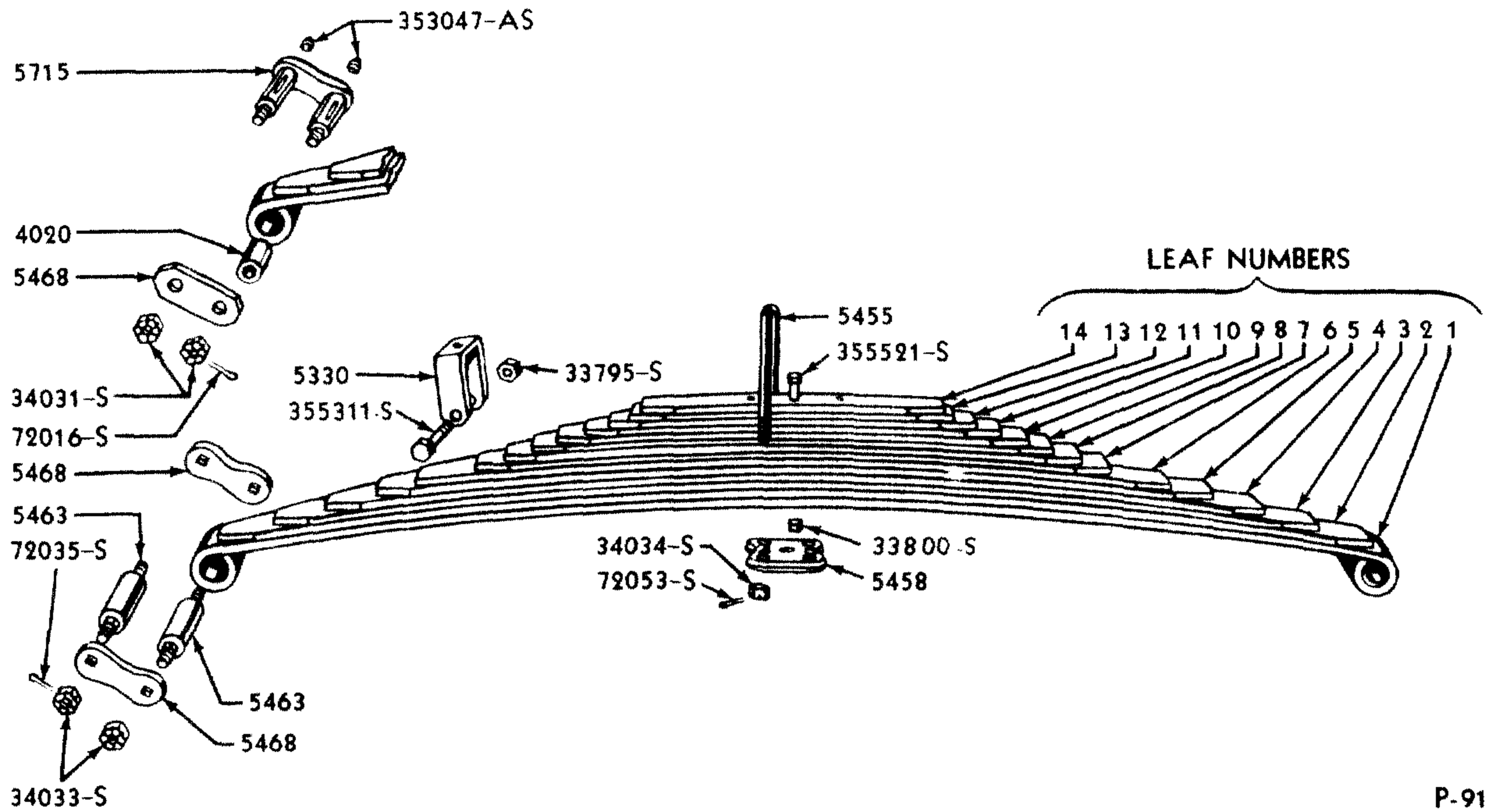


CHASSIS PARTS CATALOGUE

PART NUMBER	PART NAME	NO. REQ'D	MODEL	YEAR 19__
48 5270	Clamp (muffler inlet pipe)	1	(Pass 1932-34 & 1938-48)(Comm 1932-34 & 1938-47)(Trucks 1932-47)	32-48
48 5270	Clamp (muffler inlet pipe)		Refer to Muffler Chart	
7HC 5270	Clamp (muffler inlet pipe)-use with 7HC-5230-D-replaced by 48-5270	1	Comm, Trucks Except COE	47
†78 5272	Washer (pipe bracket grommet)	3	(Pass, Comm-90 HP 1938)(Pass, Comm-60 HP 1938-40)	38-40
B 5274	Support (muffler clamp)-rear	1	Pass (4 cyl)	32
18 5274	Support (muffler outlet pipe bracket)	1	Pass (8 cyl)	32
†48 5274	Support (muffler pipe bracket)-center	1	Pass, Comm	35-37
78 5274	Support (muffler outlet pipe bracket)-front	1	(Pass, Comm-90 HP 1938)(Pass, Comm-60 HP 1938-40)	38-40
91A 5274	Support (muffler outlet pipe bracket)-front	1	(Pass 1939-40)(Comm 1939-41)(except 60HP)	39-41
1GA 5274	Brace (muffler inlet pipe)	1	Pass (6 cyl "G" Series)	41-48
18 5277	Pipe (muffler connector)-rear		Refer to Muffler Chart	
91A 5277	Pipe (muffler connector)-rear		Refer to Muffler Chart	
21A 5277	Support (muffler outlet pipe bracket)	1	Sedan Delivery	42-48
	24327-S7-8 Bolt (outlet pipe support bracket)-5/16"-24 x 5/8"	2	Sedan Delivery	46-48
	34393-S7 Locknut-5/16"-24			
78 5283-A	Grommet & sleeve (muffler pipe bracket)	3or4	(Pass, Comm-90 HP 1933-38)(Pass, Comm-60 HP 1938-40)	33-40
78 5283-A	Grommet & sleeve (radiator brace rod to dash)	2	Pass (Refer to 8133)	36
78 5284-A	Washer (muffler pipe bracket grommet)-rubber-replaced by 78-5284-B	2	(Pass, Comm-90 HP 1933-38)(Pass, Comm-60-HP 1937-40)	33-40
78 5284-B	Washer (muffler pipe bracket grommet)-tenite	2	(Pass, Comm-90 HP-1933-38)(Pass, Comm-60 HP 1937-40)	33-40
78 5284-B	Washer (radiator to dash rod)	2	Pass (refer to 8133)	36
51A 5287	Plate (muffler pipe insulator)-upper-rear	1	Pass	42-48
21A 5293	Spacer (cross over pipe to exhaust manifold)-use with 51A-5267-A	1	Pass	42

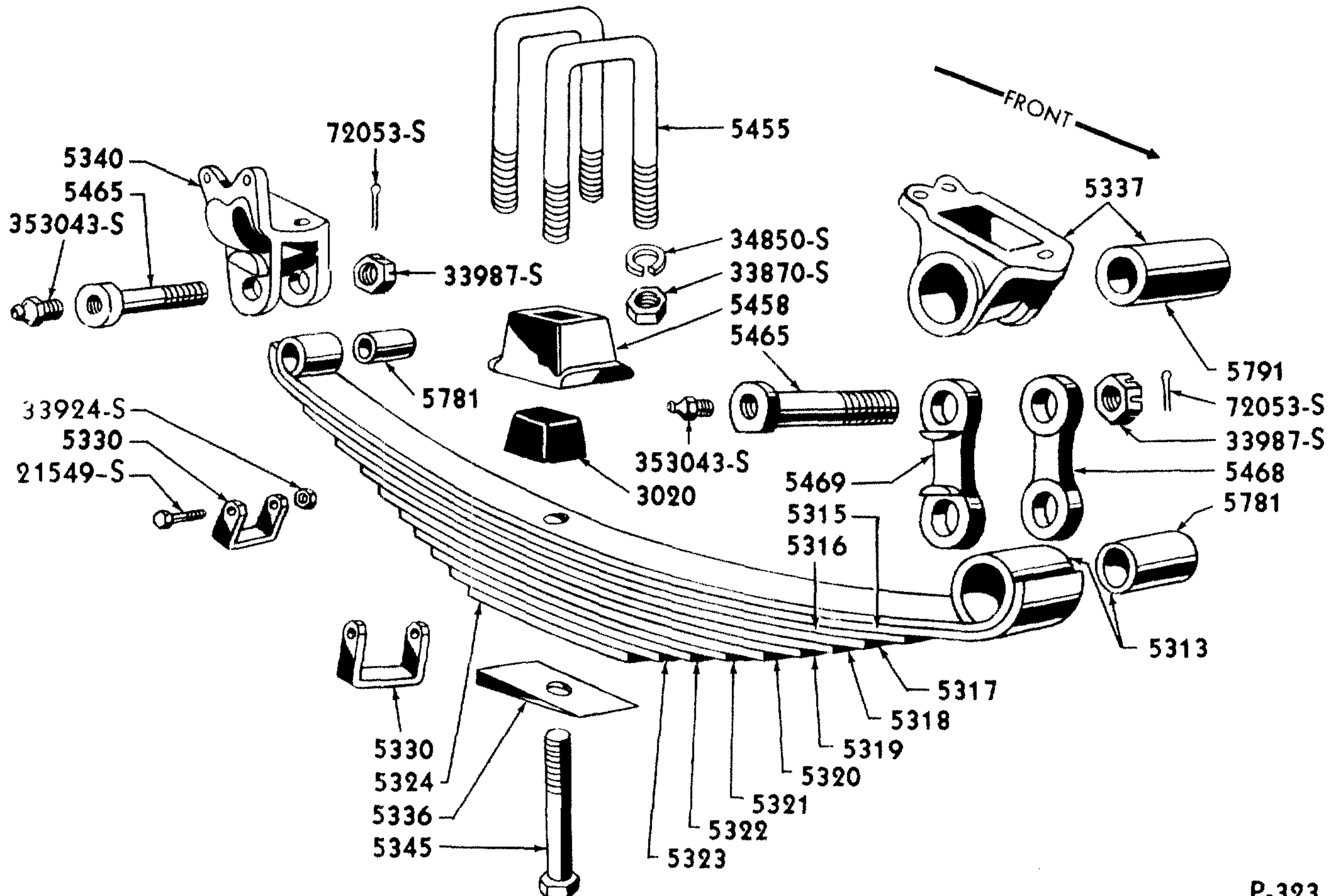
† No Longer Supplied

CHASSIS PARTS CATALOGUE



P-91

1932-41 TRUCK FRONT SPRING



P-323

1942-47 TRUCK FRONT SPRING

Basic numbers only shown on illustration. Order by Part Numbers shown in list of parts.



CHASSIS PARTS CATALOGUE

FRONT SPRING LEAF CHART

LEAF SPRING ASSY.	NO. 1	NO. 2	NO. 3	NO. 4	NO. 5	NO. 6	NO. 7	NO. 8	NO. 9	NO. 10	NO. 11	NO. 12	NO. 13	NO. 14	COMPLETE SPRING ASSY. REPLACED BY
A 5310-A	A 5313	AA 5315-A	A 5316	A 5317	A 5318	+ A 5319	+ AA 5322-A	AA 5328	AA 5324-A	AA 5333					
A 5310-B	A 5313	AA 5315-A	A 5316	40 5317-A	A 5327	A 5318	+ A 5319	+ AA 5322-A	AA 5328	AA 5324-A	AA 5324-A	AA 5333			
AA 5310-A	AA 5313-A	AA 5315-A	+ AA 5316-A	AA 5317-A	AA 5318-A	AA 5319-A	AA 5320-A	AA 5321-A	+ AA 5322-A	AA 5328	AA 5324-A	AA 5333			
AA 5310-B	+ AA 5313-B	AA 5315-B	AA 5316-B	AA 5317-B	AA 5318-B	AA 5319-B	AA 5320-B	AA 5321-B	AA 5322-B	AA 5323-B	AA 5324-B	AA 5325-A	AA 5326-A	AA 5327-A	
B 5310-B	B 5314-A	40 5315-A	40 5316-A	40 5317-A	+ 40-5318-A	AA 5323-B	AA 5325-A	AA 5327-A	AA 5329	AA 5333	40-5325-B	40 5324-A			40 5310-C
BB 5310-A	BB 5313-A	BB 5315-A	BB 5316	BB 5317	BB 5318	BB 5319	BB 5320	BB 5321	BB 5322	BB 5323	BB 5324	BB 5325	BB 5326		BB 5310-B
BB 5310-B	BB 5313-B	BB 5315-B	BB 5316	BB 5317	BB 5318	BB 5319	BB 5320	BB 5321	BB 5322	BB 5323	BB 5324	BB 5325	BB 5326	BB 5327	
40 5310-A	B 5314-A	40 5315-A	40 5316-A	40 5317-A	+ 40 5318-A	AA 5323-B	AA 5325-A	40 5321-B	AA 5328	AA 5324-A	AA 5333	40 5324-A			40 5310-C
40 5310-B	B 5314-A	40 5315-A	40 5316-A	40 5317-A	40 5318-B	40 5319-A	40 5320-B	40 5321-B	40 5322-B	40 5323-B	40 5325-B	40 5324-A			
48 5310-A	68 5314	78 5315-B	78 5326	78 5326	78 5319-B	+ 78 5320-A	78 5320-B	74 5321	78 5321-B	78 5323	68 5327	48 5325			222A 5310-B
48 5310-B	68 5314	78 5315-B	78 5326	78 5326	78 5317-B	78 5319-B	+ 78 5320-A	78 5320-B	74 5321	78 5321-B	78 5323	68 5327	48 5325		78 5310-D
48 5310-C	68 5314	74 5315	78 5326	78 5326	78 5317-B	78 5319-B	+ 78 5320-A	78 5320-B	74 5321	78 5321-B	78 5323	68 5327	48 5325		222A 5310-B
51 5310-A	51 5314	79 5315	51 5316	51 5317	+ 51 5318	51 5319	51 5320	51 5321	51 5322	51 5323	51 5324	51 5325	51 5326	51 5327	79 5310
68 5310-A	68 5314	78 5315-B	78 5326	78 5326	78 5319-B	+ 78 5320-A	78 5320-B	74 5321	78 5321-B	78 5323	68 5327	48 5325			222A 5310-B
68 5310-B	68 5314	78 5315-B	78 5326	78 5326	78 5317-B	78 5319-B	+ 78 5320-A	78 5320-B	74 5321	78 5321-B	78 5323	68 5327	48 5325		78 5310-D
68 5310-C	68 5314	74 5315	78 5326	78 5326	78 5319-B	78 5319-B	+ 78 5320-A	78 5320-B	74 5321	78 5321-B	78 5323	68 5327	48 5325		222A 5310-B
74 5310-A	68 5314	78 5315-B	78 5326	74 5317	+ 78 5319-A	+ 78 5320-A	+ 78 5321-A	78 5321-B	68 5327	68 5327	48 5325				222A 5310-A
74 5310-B	68 5314	74 5315	78 5326	78 5317-B	78 5319-B	78 5320-B	74 5321	78 5323	68 5327	48 5325					222A 5310-A
78 5310-A	68 5314	78 5315-B	78 5316-B	78 5326	78 5317-B	+ 78 5319-A	+ 78 5320-A	+ 78 5321-A	78 5321-B	78 5323	68 5327	48 5325			222A 5310-B
78 5310-B	68 5314	78 5315-B	78 5316-B	78 5326	78 5326	78 5317-B	+ 78 5319-A	+ 78 5320-A	+ 78 5321-A	78 5321-B	78 5323	68 5327	48 5325		78 5310-D
78 5310-C	68 5314	74 5315	78 5326	78 5326	78 5317-B	78 5319-B	78 5320-B	+ 78 5321-A	78 5323	68 5327	48 5325				222A 5310-B
78 5310-D	68 5314	74 5315	78 5316-B	78 5326	78 5317-B	78 5319-B	78 5319-B	78 5320-B	74 5321	78 5323	68 5327	48 5325			
78 5310-E	68 5314	78 5315-B	78 5316-B	78 5326	78 5317-B	78 5317-B	78 5319-B	78 5320-B	78 5321-B	78 5323	68 5327	48 5325	48 5325		
79 5310	51 5314	79 5315	51 5316	51 5317	+ 51 5318	51 5319	51 5320	51 5321	51 5322	51 5323	51 5324	51 5325	51 5326		
81W 5310-A	81W 5314	81W 5315-A	81W 5316-A	81W 5317	81W 5318	81W 5319	81W 5320	81W 5321	81W 5322	81W 5323	81W 5324	81W 5325	81W 5326		
81W 5310-B	81W 5314	81W 5315-B	81W 5316-B	81W 5317	81W 5318	81W 5319	81W 5320	81W 5321	81W 5322	81W 5323	81W 5324	81W 5325	81W 5326		
01A 5310-A	01A 5314	01A 5315-A	01A 5316-A	01A 5317	11A 5319-B	01A 5319-A	+ 01A 5320-A	01A 5321	01A 5322	01A 5323					01A 5310-B
01A 5310-B	01A 5314	01A 5315-A	01A 5316-A	01A 5317	11A 5319-B	01A 5319-A	+ 01A 5320-A	01A 5321	01A 5322	01A 5323					

◇ Leaf No. 15 AA 5328, Leaf No. 16 AA 5329, Leaf No. 17 AA 5324-A, Leaf No. 18 AA 5333.

+ No Longer Supplied



CHASSIS PARTS CATALOGUE

FRONT SPRING LEAF CHART

LEAF- SPRING ASSY.	No. 1	No. 2	No. 3	No. 4	No. 5	No. 6	No. 7	No. 8	No. 9	No. 10	No. 11	No. 12	No. 13	No. 14	COMPLETE SPRING ASSY. REPLACED BY
01A 5310-C	01A 5314	01A 5315-A	01A 5316-C	01A 5317-B	01A 5317	+ 11A 5319-B	01A 5319-B	+ 01A 5320-A	01A 5321	01A 5322	01A 5323				01A 5310-D
01A 5310-D	01A 5314	01A 5315-A	01A 5316-C	01A 5317-B	01A 5317	+ 11A 5319-B	01A 5319-B	+ 01A 5320-A	01A 5321	01A 5322	01A 5323				
01T 5310	01T 5314	01T 5315	01T 5316	01T 5317	+ 01T 5318	+ 01T 5319	01T 5320	+ 01T 5321	+ 01T 5322	01T 5323	01T 5324				
01Y 5310-A	01Y 5314	01Y 5315-A	01Y 5316-A	01Y 5317-A	01Y 5318-A	01Y 5319-A	01Y 5320-A	01Y 5321							
01Y 5310-B	01Y 5314	01Y 5315-B	01Y 5316-B	01Y 5317-B	01Y 5318-B	01Y 5319-B	01Y 5320-B	01Y 5321	01Y 5322						
022A 5310-A	68 5314	74 5315	78 5326	78 5317-B	78 5319-B	78 5320-B	74 5321	78 5323	68 5327	48 5325					
022A 5310-B	68 5314	74 5315	78 5326	78 5317-B	+ 78 5319-A	78 5319-B	78 5320-B	74 5321	78 5323	68 5327	48 5325				
11A 5310-A	11A 5314-B	11A 5315-B	11A 5316-C	11A 5317-B	11A 5318-B	11A 5319-B	11A 5320-C	11A 5321-C	11A 5322-C	11A 5323-B					19A 5310-A
11A 5310-C	11A 5314-B	11A 5315-B	11A 5316-C	11A 5317-B	11A 5318-B	11A 5319-B	11A 5320-C	11A 5321-C	11A 5322-C	11A 5323-B	11A 5324-B	11A 5325-B			19A 5310-C
11A 5310-D	11A 5314-B	11A 5315-B	11A 5316-D	11A 5316-C	11A 5317-B	11A 5318-B	11A 5319-B	11A 5320-C	11A 5321-C	11A 5322-C	11A 5323-B	11A 5324-B	11A 5325-B		19A 5310-D
19A 5310-A	11A 5314-B	11A 5315-B	11A 5316-C	11A 5317-B	11A 5318-B	11A 5319-B	11A 5320-C	11A 5321-C	11A 5322-C	11A 5323-B					19A 5310-C
19A 5310-C	11A 5314-B	11A 5315-B	11A 5316-C	11A 5317-B	11A 5318-B	11A 5319-B	11A 5320-C	11A 5321-C	11A 5322-C	11A 5323-B	11A 5324-B	11A 5325-B			
19A 5310-D	11A 5314-B	11A 5315-B	11A 5316-D	11A 5316-C	11A 5317-B	11A 5318-B	11A 5319-B	11A 5320-C	11A 5321-C	11A 5322-C	11A 5323-B	11A 5324-B	11A 5325-B		
21A 5310-A	21A 5314	21A 5315	21A 5316-A	21A 5317-A	+ 21A 5318	21A 5319	+ 21A 5320	+ 21A 5321	+ 21A 5322	21A 5323					59A 5310-A
21A 5310-B	21A 5314	21A 5315	21A 5316-B	21A 5316-A	21A 5317	+ 21A 5318	21A 5319	+ 21A 5320	+ 21A 5321	21A 5322	21A 5323				59A 5310-B
21C 5310-A	21C 5313-B	21C 5315-B	21C 5316-B	21C 5317-B	+ 21C 5318-A	+ 21C 5319-A	21C 5320-A	+ 21C 5321-A							
21C 5310-B	21C 5313-B	21C 5315-B	21C 5316-B	21C 5317-B	21C 5318-B	21C 5319-B	+ 21C 5320-B	21C 5321-B							
21T 5310-A	21T 5313	21T 5315	01T 5316	01T 5317	+ 01T 5318	+ 01T 5319	01T 5320	+ 01T 5321	01T 5322	01T 5323	01T 5324				
21T 5310-B	21T 5313	21T 5315	01T 5316	21T 5316	01T 5317	+ 21T 5318	21T 5319	01T 5320	+ 01T 5321	01T 5322	01T 5323	01T 5324			
21W 5310-A	21W 5313	81W 5315-A	81W 5316-A	81W 5317	81W 5318	81W 5319	81W 5320	81W 5321	81W 5322	81W 5323	81W 5324	81W 5325	81W 5326		
21W 5310-B	21W 5313	81W 5315-B	81W 5316-B	81W 5317	81W 5318	81W 5319	81W 5320	81W 5321	81W 5322	81W 5323	81W 5324	81W 5325	81W 5326		
21Y 5310-A	21Y 5313	01Y 5315-A	01Y 5316-A	01Y 5317-A	01Y 5318-A	01Y 5319-A	01Y 5320-A	01Y 5321							
21Y 5310-B	21Y 5313	01Y 5315-B	01Y 5316-B	01Y 5317-B	01Y 5318-B	01Y 5319-B	01Y 5320-B	01Y 5321	01Y 5322						
59A 5310-A	51A 5314	51A 5315	51A 5316-A	51A 5317	51A 5318	51A 5319	51A 5320	51A 5321	51A 5322	51A 5323	51A 5324				
59A 5310-B	51A 5314	51A 5315	51A 5316-B	51A 5316-A	51A 5317	51A 5318	51A 5319	51A 5320	51A 5321	51A 5322	51A 5323	51A 5324			
59T 5310	59T 5313	59T 5315	59T 5316	59T 5317	59T 5318	59T 5319	59T 5320	59T 5321	59T 5322	59T 5323	59T 5324	59T 5346			

+ No Longer Supplied



CHASSIS PARTS CATALOGUE

PART NUMBER	PART NAME	NO. REQ'D	MODEL	YEAR
Front Spring				
A 5304	Kit (front spring shackle)-rubber bushing type- consists of 4- Stud 8- Bushing 4- Bar 8- 34370-S8 Locknut	1	(Pass,Comm 1928-31)(Trucks 1928-29)	28-31
B 5304-B	Kit (front spring shackle)-rubber bushing type- consists of 4- Stud 4- A 5468 Bar 8- Bushing 8- 34370-S8 Locknut	1	Pass	32-34
48 5304-A	Kit (front spring shackle)-steel bushing type- consists of 4-51A 5464 Stud 4-91A 5468-A Bar 8- 34370-S8 Locknut	1	(Pass,Comm 1935-40)(122" 3/4 Ton Truck 1938-39)	35-40
48 5304-B	Kit (front spring shackle)-rubber bushing type- consists of 4- Stud 8- 48 5467 Bushing 4- Bar 8- 34370-S8 Locknut	1	Pass	35-40
11A 5304-A	Kit (front spring shackle)-steel bushing type- consists of 4-51A 5464 Stud 4-11A 5468-A Bar 8- 34370-S8 Locknut	1	Pass	41
11A 5304-B	Kit (front spring shackle)-rubber bushing type- consists of 4- Stud 8- 48 5467 Bushing 4- Bar 8- 34370-S8 Locknut	1	Pass	41
21A 5304-A	Kit (front spring shackle)-steel bushing type- consists of 2-51A 5464 Stud 2-21A 5465-A Stud 4-21A 5467-A Bushing 4-21A 5468-D Bar 4- 34370-S8 Locknut 4- 34422-S Locknut	1	Pass	42-48
21A 5304-B	Kit (front spring shackle)-rubber bushing type- consists of 4- Stud 4-21A 5467-B Bushing 4- 48 5467 Bushing 4- 34370-S8 Locknut 4-21A 5468-E Bar 4- 34372-S7 Locknut	1	Pass	42-48
+21A 5305-A	Cover (front spring)-use with 29A-5310-A&59A-5310-A	2	Pass	42-48
+21A 5305-B	Cover (front spring)-use with 29A-5310-B&59A-5310-B	2	Pass	42-48
01A 5307-A	Cover (front spring)-use with 01A-5310-B	2	Pass except Sedan Delivery & Station Wagon (90 HP)	40
11A 5307-A	Cover (front spring)-use with 01A-5310-D,022A-5310-A, 11A-5310-C	2	(Comm,Sedan Delivery & Station Wagon 1940) (60 HP Pass 1940)(All Pass 1941)	40-41
+11A 5307-B	Cover (front spring)-use with 022A-5310-B,19A-5310-D	2	(60HP Pass 1940)(All Pass,Comm 1941)	40-41
11A 5308	Spacer (front spring)-use with 19A-5310-D,01A-5310-D -F,022A-5310-A-B	1	(Comm,Sedan Delivery & Station Wagon 1940) (60 HP Pass 1940)(All Pass 1941)	40-41
A 5310-A	Spring assy (front)-10 leaf	1	Pass,Comm	28-31
A 5310-B	Spring assy (front)-12 leaf	1	Pass,Comm	30-31
AA 5310-A	Spring assy (front)-12 leaf	1	Trucks	28-29
AA 5310-B	Spring assy (front)-18 leaf	1	Trucks	28-29
B 5310-B	Spring assy (front)-10 leaf-replaced by 40-5310-C	1	Pass,Comm	32
BB 5310-A	Spring assy (front)-13 leaf-replaced by BB-5310-B	1	131 1/2" Truck	30-34
BB 5310-B	Spring assy (front)-14 leaf	1	157" Truck	30-34
40 5310-A	Spring assy (front)-12 leaf-replaced by 40 5310-C	1	Pass,Comm	33-34
40 5310-C	Spring assy (front)-12 leaf-square end leaves	1	Pass,Comm	33-34
48 5310-A	Spring assy (front)-12 leaf-replaced by 022A-5310-B	1	Pass,Comm	35-36
48 5310-B	Spring assy (front)-13 leaf-replaced by 78-5310-D	1	Pass	35-36
48 5310-C	Spring assy (front)-13 leaf-replaced by 022A-5310-B	1	Pass,Comm	35-36
51 5310-A	Spring assy (front)-14 leaf-repl.by 79-5310&79-5468	1	Trucks	35-36
68 5310-A	Spring assy (front)-12 leaf-replaced by 022A-5310-B	1	Pass,Comm	36
68 5310-B	Spring assy (front)-13 leaf-replaced by 78-5310-D	1	Pass,Comm	36

+ No Longer Supplied



CHASSIS PARTS CATALOGUE

PART NUMBER	PART NAME	NO. REQ'D	MODEL	YEAR 19
68 5310-C	Spring assy (front)-13 leaf-replaced by 022A-5310-B	1	Pass, Comm	36
74 5310-A	Spring assy (front)-11 leaf-replaced by 022A-5310-A	1	Pass, Comm (60 HP)	37
74 5310-B	Spring assy (front)-10 leaf	1	(Pass 1937-39)(Comm 1937)(60 HP)	37-39
78 5310-A	Spring assy (front)-12 leaf-replaced by 022A-5310-B	1	Pass, Comm	37
78 5310-B	Spring assy (front)-13 leaf-replaced by 78-5310-D	1	Pass, Comm	37
78 5310-C	Spring assy (front)-11 leaf	1	Pass, Comm (except 60 HP Pass)	37-39
78 5310-D	Spring assy (front)-12 leaf-for rough roads	1	Pass, Comm (except 60 HP Pass)	37-39
78 5310-E	Spring assy (front)-13 leaf	1	122" Truck	38-39
79 5310	Spring assy (front)-14 leaf	1	Trucks except 122" & COE	37-39
81W 5310-A	Spring assy (front)-13 leaf	2	COE	38-41
81W 5310-B	Spring assy (front)-13 leaf	2	COE	38-41
01A 5310-A	Spring assy (front)-10 leaf	1	Pass except Sedan Delivery & Station Wagon (90 HP)	40
01A 5310-B	Spring assy (front)-10 leaf-with cover	1	Pass except Sedan Delivery & Station Wagon (90 HP)	40
01A 5310-C	Spring assy (front)-11 leaf	1	Sedan Delivery, Station Wagon & Comm (90 & 100 HP)	40
01A 5310-D	Spring assy (front)-11 leaf-with cover	1	Sedan Delivery, Station Wagon & Comm (90 & 100 HP)	40
01T 5310	Spring assy (front)-11 leaf	2	Trucks except 122" & COE	40-41
01Y 5310-A	Spring assy (front)-8 leaf	2	122" Truck	40-41
01Y 5310-B	Spring assy (front)-9 leaf	2	122" Truck	40-41
022A 5310-A	Spring assy (front)-10 leaf-with cover	1	Pass, Comm-60 HP	40
022A 5310-B	Spring assy (front)-11 leaf-with cover	1	(60 HP Pass 1940)(All Comm 1941)	40-41
11A 5310-A	Spring assy (front)-10 leaf-replaced by 19A-5310-A	1	Pass	41
11A 5310-C	Spring assy (front)-12 leaf	1	Pass	41
11A 5310-D	Spring assy (front)-13 leaf	1	Pass	41
19A 5310-A	Spring assy (front)-12 leaf-replaced by 19A-5310-C	1	Pass	41
19A 5310-C	Spring assy (front)-12 leaf-with cover	1	Pass	41
19A 5310-D	Spring assy (front)-13 leaf-with cover	1	Pass	41
21A 5310-A	Spring assy (front)-10 leaf-replaced by 59A-5310-A	1	Pass	42
21A 5310-B	Spring assy (front)-11 leaf-replaced by 59A-5310-B	1	Pass	42
21C 5310-A	Spring assy (front)-8 leaf-replaced by 21C-5310-B	2	Comm	42-47
21C 5310-B	Spring assy (front)-8 leaf	2	Comm	42-47
21T 5310-A	Spring assy (front)-11 leaf	2	Trucks except 122" & COE	42-47
21T 5310-B	Spring assy (front)-12 leaf-heavy duty	2	Trucks except 122" & COE	42-47
	21C-5781-A Bushing (front spring)-3/4" I.D.- 1" O.D.-1.96" long	4	Trucks except 122" & COE	42-47
21W 5310-A	Spring assy (front)-13 leaf	2	COE	42-47
21W 5310-B	Spring assy (front)-13 leaf-heavy duty	2	COE	42-47
	59Y 5781-A Bushing (front spring)-3/4" I.D.- 1" O.D.-2.22" long	4	COE	42-47
21Y 5310-A	Spring assy (front)-8 leaf	2	122" Truck	42-47
21Y 5310-B	Spring assy (front)-9 leaf	2	122" Truck	42-47
29A 5310-A	Spring assy (front)-10 leaf-replaced by 59A-5310-A	1	Pass	42
29A 5310-B	Spring assy (front)-11 leaf-replaced by 59A-5310-B	1	Pass	42
59A 5310-A	Spring assy (front)-11 leaf-with cover	1	Pass	42-48
59A 5310-B	Spring assy (front)-12 leaf-with cover	1	Pass	42-48
59T 5310	Spring assy (front)-12 leaf-extra heavy duty - optional in pairs with 21T-5310-A & 21T-5310-B	2	Trucks except 122" & COE	42-47
	355405-S Bolt (front spring tie)-5/16"- 24 x 5 1/2"	1	(Trucks 1928)(Pass 1928-48)(Comm 1928-47) (122" Truck 1938-39)	28-48
	34109-S7 Square nut-5/16"-24			
	351345-S Lockwasher-5/16"			
	355521-S Bolt (front spring tie)-3/8"- 24 x 7"	1 or 2	(Trucks 1932-47)(COE 1940-47)	32-47
	33800-S8 Nut-3/8"-24			
	BB-4020 Bushing (front spring leaf)	2	157" Truck	30-34
	11A-5599 Pad (front spring anti squeak)	1	(Pass 1933-48)(Comm 1933-41)	33-48



CHASSIS PARTS CATALOGUE

Front Spring Leaves

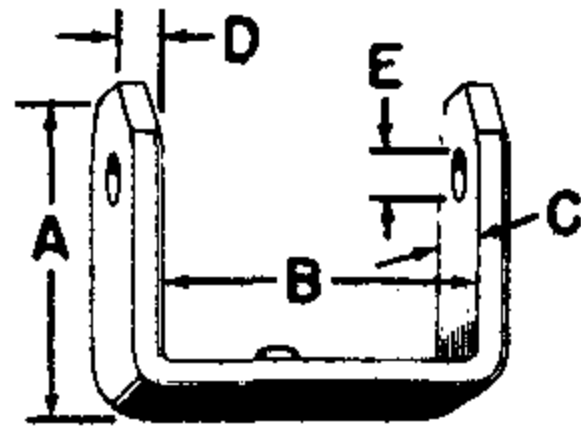
PART NUMBER	PART NUMBER	PART NUMBER	PART NUMBER
A 5313	01T 5316	51 5319	AA 5322-B
AA 5313-A	01Y 5316-A	†78 5319-A	BB 5322
†AA 5313-B	01Y 5316-B	78 5319-B	40 5322-B
BB 5313-A	11A 5316-C	81W 5319	51 5322
BB 5313-B	11A 5316-D	01A 5319-A	81W 5322
21C 5313-B	21A 5316-A	01A 5319-B	01A 5322
21T 5313	21A 5316-B	†01T 5319	†01T 5322
21W 5313	21C 5316-B	01Y 5319-A	01Y 5322
21Y 5313	21T 5316	01Y 5319-B	11A 5322-C
59T 5313	51A 5316-A	†11A 5319-B	†21A 5322
B 5314-A	51A 5316-B	21A 5319	51A 5322
51 5314	59T 5316	†21C 5319-A	59T 5322
68 5314	A 5317	21C 5319-B	AA 5323-B
81W 5314	AA 5317-A	21T 5319	BB 5323
01A 5314	AA 5317-B	51A 5319	40 5323-B
01T 5314	BB 5317	59T 5319	51 5323
01Y 5314	40 5317-A	AA 5320-A	78 5323
11A 5314-B	51 5317	AA 5320-B	81W 5323
21A 5314	74 5317	BB 5320	01A 5323
51A 5314	78 5317-B	40 5320-B	†01T 5323
AA 5315-A	81W 5317	51 5320	11A 5323-B
AA 5315-B	01A 5317	†78 5320-A	21A 5323
BB 5315-A	01T 5317	78 5320-B	51A 5323
BB 5315-B	01Y 5317-A	81W 5320	59T 5323
40 5315-A	01Y 5317-B	†01A 5320-A	AA 5324-A
74 5315	11A 5317-B	01A 5320-B	AA 5324-B
78 5315-B	21A 5317	†01T 5320	BB 5324
79 5315	21C 5317-B	01Y 5320-A	40 5324-A
81W 5315-A	51A 5317	01Y 5320-B	51 5324
81W 5315-B	59T 5317	11A 5320-C	81W 5324
01A 5315-A	A 5318	†21A 5320	†01T 5324
01A 5315-B	AA 5318-A	†21C 5320-A	†11A 5324-B
01T 5315	AA 5318-B	†21C 5320-B	51A 5324
01Y 5315-A	BB 5318	51A 5320	59T 5324
01Y 5315-B	†40 5318-A	59T 5320	AA 5325-A
11A 5315-B	40 5318-B	AA 5321-A	BB 5325
21A 5315	†51 5318	AA 5321-B	40 5325-B
21C 5315-B	81W 5318	BB 5321	48 5325
21T 5315	01A 5318	40 5321-B	51 5325
51A 5315	†01T 5318	51 5321	81W 5325
59T 5315	01Y 5318-A	74 5321	11A 5325-B
A 5316	01Y 5318-B	†78 5321-A	AA 5326-A
†AA 5316-A	11A 5318-B	78 5321-B	BB 5326
AA 5316-B	†21A 5318	81W 5321	51 5326
BB 5316	†21C 5318-A	01A 5321	78 5326
40 5316-A	†21C 5318-B	†01T 5321	81W 5326
51 5316	†21T 5318	01Y 5321	A 5327
78 5316-B	51A 5318	11A 5321-C	AA 5327-A
81W 5316-A	59T 5318	†21A 5321	BB 5327
81W 5316-B	†A 5319	†21C 5321-A	51 5327
01A 5316-A	AA 5319-A	21C 5321-B	68 5327
01A 5316-B	AA 5319-B	51A 5321	AA 5328
01A 5316-C	BB 5319	59T 5321	AA 5329
	40 5319-A	†AA 5322-A	

NOTE: For further information refer to Front Spring Leaf Chart Page 171.

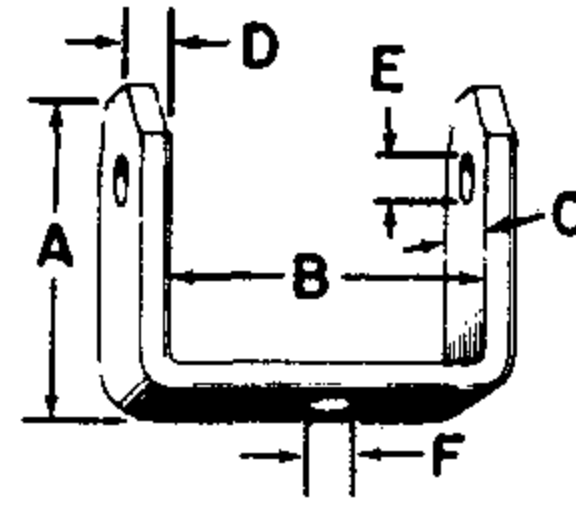
† No Longer Supplied



CHASSIS PARTS CATALOGUE



TYPE-1



TYPE-2

P-82

FRONT SPRING CLAMP CHART

PART NUMBER	TYPE	A	B	C	D	E	F	NO. REQ. PER SPRING	MODEL	YEAR 19__
A 5330-B	1	1.90	1.78	.73	.18	.26	-	2	(Trucks 1928-29)(Pass & Comm 1930-34)	28-34
AA 5330-B	1	2.46	1.78	.73	.18	.26	-	2	Trucks	28-29
B 5330	1	1.73	1.78	.73	.18	.26	-	2	(Pass & Comm 1928-32)(Pass & Comm-60 HP 1937) - replaced by 40-5330-A	28-37
BB 5330-B	1	2.05	2.28	.75	.18	.26	-	2	(Pass 1928-32)(Comm, Trucks 1928-34)	28-34
40 5330-A	1	1.78	1.78	.73	.18	.26	-	2	Pass	33-34
+ 48 5330-A	2	1.68	2.06	.75	.18	.26	.26	2	Pass & Comm	35-36
48 5330-B	2	1.91	2.06	.75	.18	.26	.26	2	Pass & Comm	35-36
+ 51 5330	1	2.43	2.28	.75	.18	.26	-	2	Trucks except 122" & COE	35-39
74 5330	2	1.67	2.06	.75	.18	.26	.26	2	Pass & Comm (except 90 HP 1937)	37-41
78 5330-A	2	1.83	2.06	.75	.18	.26	.26	2	(Pass 1936-48)(Comm 1936-41)	36-48
78 5330-B	2	2.07	2.06	.75	.18	.26	.26	2	(Pass 1937-48)(Comm 1937-41)	37-48
81W 5330-A	1	2.13	2.28	.75	.18	.26	-	2	COE	38-41
81W 5330-B	1	2.21	2.28	.75	.18	.26	-	2	COE	40-41
81W 5330-C	2	1.71	2.28	1.	.25	.40	.34	2	COE	38-47
81W 5330-D	2	2.62	2.28	1.	.25	.40	.34	2	COE	38-47
81W 5330-E	2	1.79	2.28	1.	.25	.40	.34	2	COE	40-47
81W 5330-F	2	2.70	2.28	1.	.25	.40	.34	2	COE	40-47
01T 5330-A	2	1.79	2.03	1.	.25	.40	.34	2	(Comm 1942-47)(Trucks except 122" & COE 1940-47)	40-47
01T 5330-B	2	2.96	2.03	1.	.25	.40	.34	2	Trucks except COE (except 122" 1940-42)	40-47
01Y 5330-A	2	1.49	1.78	1.	.25	.34	.34	2	122" Truck	40-47
01Y 5330-B	2	2.17	1.78	1.	.25	.34	.34	2	122" Truck	40-47
01Y 5330-C	2	1.54	1.78	1.	.25	.34	.34	2	122" Truck	40-47
01Y 5330-D	2	2.37	1.78	1.	.25	.34	.34	2	122" Truck	40-47
21C 5330	2	1.91	1.78	.75	.18	.28	.26	4	Comm	42-47
21T 5330	2	3.35	2.03	1.	.25	.40	.34	4	Trucks except 122" & COE	42-47
51C 5330	2	1.18	1.78	.75	.18	.28	.26	4	Comm	42-47
59T 5330-A	2	3.63	2.03	1.	.25	.40	.34	2	Trucks except 122" & COE	42-47
59T 5330-B	2	2.25	2.03	1.	.25	.40	.34	2	Trucks except 122" & COE	42-47

PART NUMBER	PART NAME	NO. REQ'D	MODEL	YEAR 19__
21553-S8	Bolt (front spring clamp)-1/4" - 20 x 3"	4	(Pass 1928-48)(Comm 1928-47)(Trucks 1928-39)(COE 1938-41)	28-48
33795-S7	Nut-1/4"-20			
355405-S	Bolt (front spring clamp)-5/16" -24 x 5 1/2"	2	122" Truck	40-47
33923-S7	Nut-5/16"-24			
355521-S	Bolt (front spring clamp)-3/8" - 24 x 7"	8	(COE 1938-47)(Trucks 1940-47)	38-47
33925-S7	Nut-3/8"-24			
60345-S	Rivet (front spring clamp)- 1/4" x 7/16"	2	(Pass 1935-48)(Comm 1935-41)(Trucks 1938-39)	35-48
60402-S	Rivet (front spring clamp)- 5/16" x 11/16"	2	Trucks except 122"	40-47
+60371-S	Rivet (front spring clamp)- 1/4" x 9/16"	2	122" Truck	40-47

† No Longer Supplied



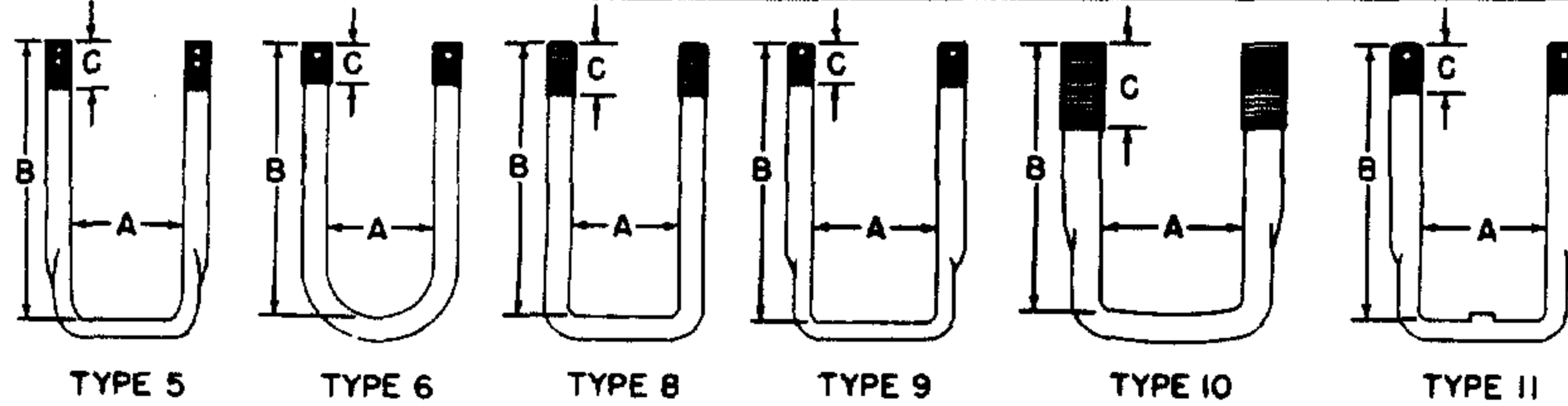
CHASSIS PARTS CATALOGUE

PART NUMBER	PART NAME	NO. REQ'D	MODEL	YEAR 19__
AA 5333	Leaf (front spring)	1	(Pass, Comm 1932) (Trucks 1928-29)	28-32
51A 5333	Nut (front spring "U" bolt)	4	Pass	46-48
51A 5333	Nut (rear spring "U" bolt)	4	(Pass 1928-48)(Comm 1928-41) Refer to 5706	28-48
21C 5335	Bracket assy (front spring shackle)-rear	2	Comm, 122" Truck	42-47
21W 5335	Bracket (front spring)-rear	2	COE	42-47
01T 5336	Wedge (front spring)	2	Trucks except 122" & COE	40-47
01Y 5336	Wedge (front spring)	2	(Comm 1942-47)(122" Truck 1940-47)	40-47
21T 5337	Bracket assy (front spring shackle)-front	2	Trucks except 122" & COE	42-47
	21C-5791 Bushing (front spring shackle) -3/4" I.D.-7/8" O.D.-1.95" long	2	Trucks except 122" & COE	42-47
81W 5338	Bracket (front spring)-front	2	COE	38-41
01T 5338	Bracket (front spring shackle)-front	2	Trucks except 122" & COE	40-41
01Y 5338	Bracket (front spring)-front	2	122" Truck	40-41
21C 5338	Bracket (front spring)-front-RH	1	Comm, 122" Truck	42-47
21W 5338	Bracket (front spring)-front	2	COE	42-47
21C 5339	Bracket (front spring)-front-LH	1	Comm, 122" Truck	42-47
81W 5340	Bracket (front spring)-rear-RH	1	COE	38-39
01T 5340-A	Bracket (front spring)-rear	2	Trucks except 122" & COE	40-41
01W 5340	Bracket (front spring)-rear	2	COE	40-41
01Y 5340	Bracket (front spring shackle)	2	122" Truck	40-41
21T 5340-A	Bracket (front spring)-rear	2	Trucks except 122" & COE	42-47
	353043-AS7 Fitting (front spring shackle lubricator)	6	Trucks except 122"	42-47
81W 5341	Bracket (front spring)-rear-LH	1	COE	38-39
21C 5344-A	Bushing (front spring rear bracket)-1.73" long	2	Comm, 122" Truck	42-47
21W 5344-A	Bushing (front spring bracket)-2.23" long	2	COE	42-47
01T 5345	Bolt (front spring tie)-3/8"-24 x 3 1/8"	2	Trucks except 122" & COE	40-47
	33800-S8 Nut (tie bolt)-3/8"-24	2	Trucks except 122" & COE	42-47
01T 5345	Bolt (rear spring tie)-use with 21C-5560-C	2	Comm (Refer to 59Y-5560-C)	42-47
01Y 5345-A	Bolt (front spring tie)-2.26" long	2	122" Truck	40-47
01Y 5345-B	Bolt (front spring tie)-2.77" long-repl. by 350303-S	2	122" Truck	40-41
21C 5345	Bolt (front spring tie)-2.03" long	2	Comm	42-47
	350303-S Bolt (front spring tie)-5/16-24 x 3"	2	122" Truck	40-41
	33798-S8 Nut (tie bolt)-5/16"-24	2	Comm	42-47
+59T 5346	Leaf (front spring)-No.12	2	Trucks except 122" & COE	42-47
A 5347	Reinforcement (cross member)	1	Pass, Comm	30-31
21C 5348-A	Bushing (front spring)-1.72" long	4	Comm, 122" Truck	42-47
68 5350	Nut (front spring tie bolt lubricator)	1	(Pass 1936-48)(Comm 1936-41)(122" Truck 1938-39)	36-48
	353040-AS7 Fitting (lubricator)	1	(Pass 1936-48)(Comm 1936-41)(122" Truck 1938-39)	36-48

+ No Longer Supplied



CHASSIS PARTS CATALOGUE



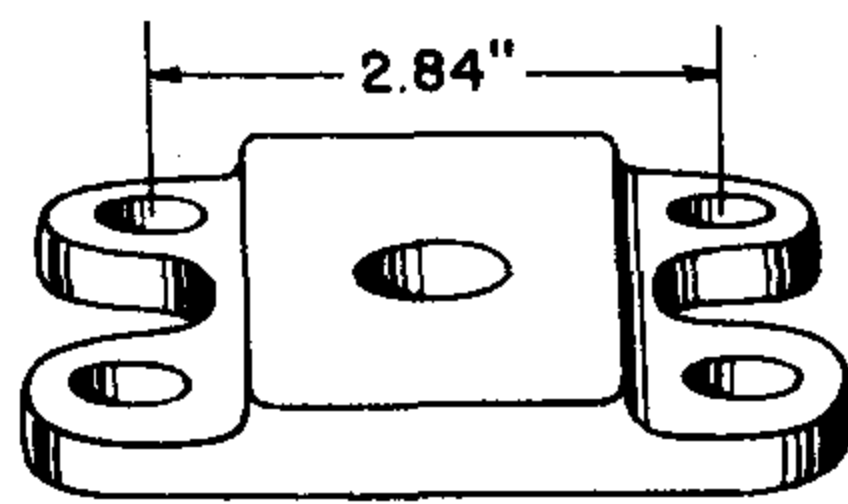
FRONT SPRING CLIP CHART

PART NUMBER	TYPE	A	B	C	THREAD SIZE	NO. REQD. PER SPRING	MODEL	YEAR 19__	USE WITH SPRING
AA 5455-B2	5	2.38	4.56	1.	1/2"-20	2	Trucks	28-29	AA-5310-A
AA 5455-C2	5	2.38	5.62	1.	1/2"-20	2	Trucks	28-29	AA-5310-B
B 5455-A	6	2.25	4.25	.88	1/2"-20	2	Pass & Comm	28-32	A-5310-A
B 5455-B	6	2.25	4.62	.88	1/2"-20	2	Pass & Comm	30-34	A-5310-B
BB 5455-A	6	2.87	5.28	1.12	1/2"-20	2	Trucks	30-34	BB-5310-A
BB 5455-B	6	2.87	5.56	1.12	1/2"-20	2	Trucks	30-34	BB-5310-B
46 5455-B	6	2.18	4.88	.88	1/2"-20	2	(Pass 1930-32) (Comm 1930-34)	30-34	A-5310-B, 40-5310-A, C
48 5455-C	9	2.64	5.24	.88	9/16"-18	2	Pass & Comm	36-41	48-5310-A, 74-5310-B, 78-5310-A, C, 022A-5310-A, B, 01A-5310-B, D, 19A-5310
48 5455-D	9	2.64	5.47	.88	9/16"-18	2	Pass & Comm	35-41	48-5310-B, 78-5310-B, D, 01A-5310-F, 19A-5310-B, D
51 5455-A	11	2.88	5.64	1.14	9/16"-18	2	Trucks	35	51-5310-A
51 5455-C	11	2.86	5.80	1.20	5/8"-18	2	Trucks except COE	35-39	79-5310
68 5455-A	9	2.64	4.49	.88	9/16"-18	2	Pass & Comm	36-39	68-5310-A, 78-5310-D
74 5455-A	9	2.64	4.06	.88	9/16"-18	2	(Pass & Comm 60 HP 1937) (Pass & Comm 1938-41)	37-41	74-5310-A, C, 78-5310-C, 99A-5310-A, 01A-5310-D, 09A-5310-A
74 5455-B	9	2.64	3.85	.88	9/16"-18	2	(Pass & Comm 60 HP 1937) (Pass & Comm 1938-41)	37-41	74-5310-B, 01A-5310-B, 022A-5310-A
81W 5455-A	10	2.3	4.8	1.1	5/8"-18	4	COE	38-47	81W-5310-A, B, 21W-5310-A
81W 5455-B	10	2.3	5.4	1.1	5/8"-18	4	COE with shock absorbers	38-47	81W-5310-A, B, 21W-5310-A
82Y 5455	9	2.64	4.84	.88	9/16"-18	2	(122" Truck 1938-39) (Comm 1941)	38-41	78-5310-E, 022A-5310-B
01T 5455-A	8	2.02	4.44	1.3	9/16"-18	2 or 4	Trucks except 122" & COE	40-47	01T-5310, 21T-5310-A
01T 5455-C	8	2.02	4.88	1.3	9/16"-18	2	Trucks except 122" & COE	40-47	21T-5310-B
01Y 5455-A	8	1.75	3.62	1.1	9/16"-18	4	122" Truck	40-47	01Y-5310-A, 21Y-5310-A
01Y 5455-B	8	1.75	4.13	1.1	9/16"-18	4	122" Truck	41-47	01Y-5310-B
11A 5455-B	9	2.64	4.42	.88	9/16"-18	2	Pass	41	19A-5310-C
21C 5455	8	1.75	3.30	1.1	9/16"-18	4	Comm	42-47	21C-5310
51A 5455-A	10	2.64	4.56	.88	9/16"-18	2	Pass	41-48	19A-5310-D, 29A-5310-B, 51A-5310-B, 59A-5310-B
51A 5455-B	10	2.64	4.30	.88	9/16"-18	2	(Pass 1935-48) (Comm 1935-41)	35-48	48-5310-A, 78-5310-A, C, D, 29A-5310-A, 59A-5310-A
59T 5455-A	8	2.02	5.20	1.3	9/16"-18	2	Trucks with shock absorbers (Except 122" & COE)	42-47	21T-5310-B
59T 5455-B	8	2.02	5.32	1.3	9/16"-18	2	Trucks with shock absorbers (Except 122" & COE)	42-47	59T-5310
						4	Trucks without shock absorbers (Except 122" & COE)	42-47	59T-5310
†59T 5455-C	8	2.02	5.67	1.3	9/16"-18	2	Trucks with shock absorbers (Except 122" & COE)	42-47	59T-5310

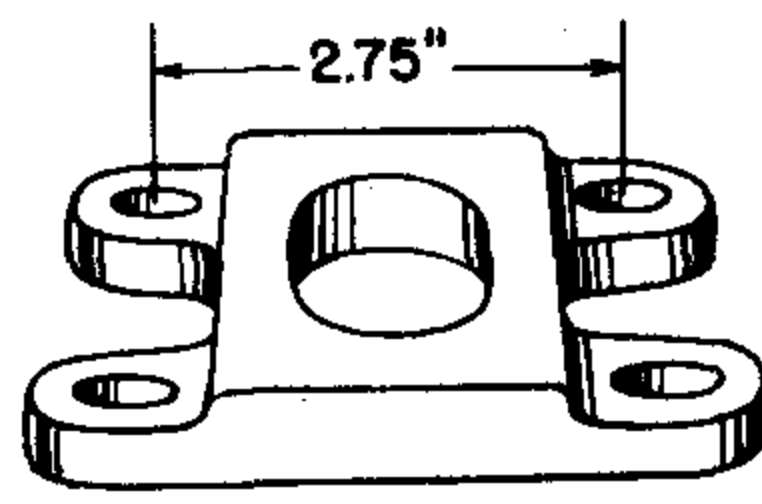
† No Longer Supplied

CHASSIS PARTS CATALOGUE

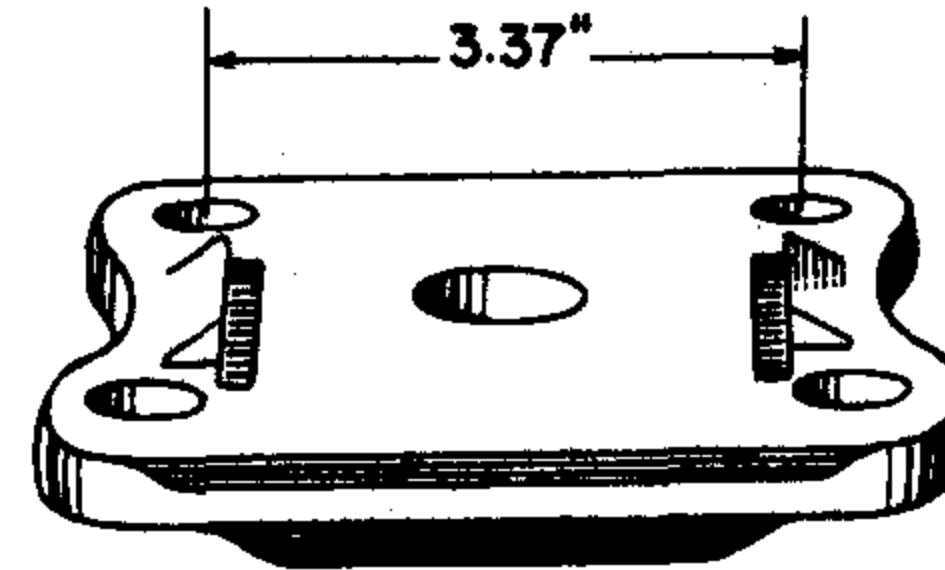
PART NUMBER	PART NAME	NO. REQ'D	MODEL	YEAR 19__
351505-S18	Washer (front spring clip)-5/8"	2	(Pass 1935-42)(Comm 1935-41)	35-42
351502-S	Washer-use when 351505-S18 is too thick-5/8"	2	(Pass 1935-42)(Comm 1935-41)	35-42
34034-S18	Nut-castle-5/8"-18	4	Trucks except 122" & COE	35-39
72053-S	Cotter pin-1/8" x 1 1/4"			
†33870-S	Nut-9/16"-18	8	(Comm 1942-47)(Trucks except COE 1940-47)	40-47
34810-S7-8	Lockwasher-9/16"			
34033-S18	Nut-castle-9/16"-18	4	Pass	38-48
72035-S7-8	Cotter pin-1/8" x 1"			
44738-S8	Washer (spacer on front spring clip) -9/16"	As reqd	Pass	46-48
34032-S7	Nut-castle-1/2"-20			
AA 5456	Nut (rear spring clip)-replaced by 33850-S2	4	Trucks (Refer to 5706)	31
BB 5456	Nut (rear spring clip)-3/4"-16 (1.00" x 1.05")	8	Trucks except 122" (Refer to 5706)	32-47



AA 5458 -A

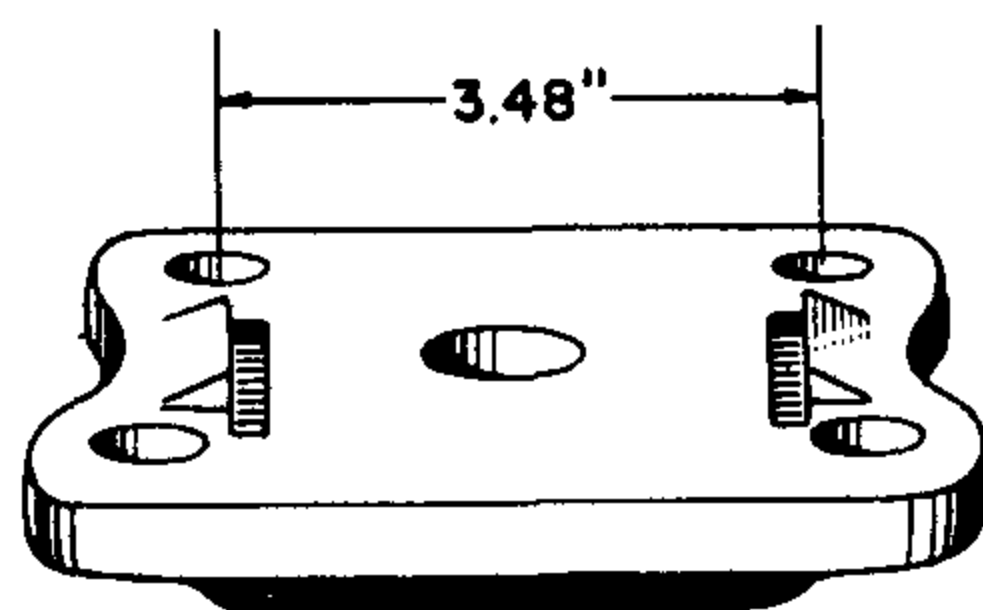


B 5458

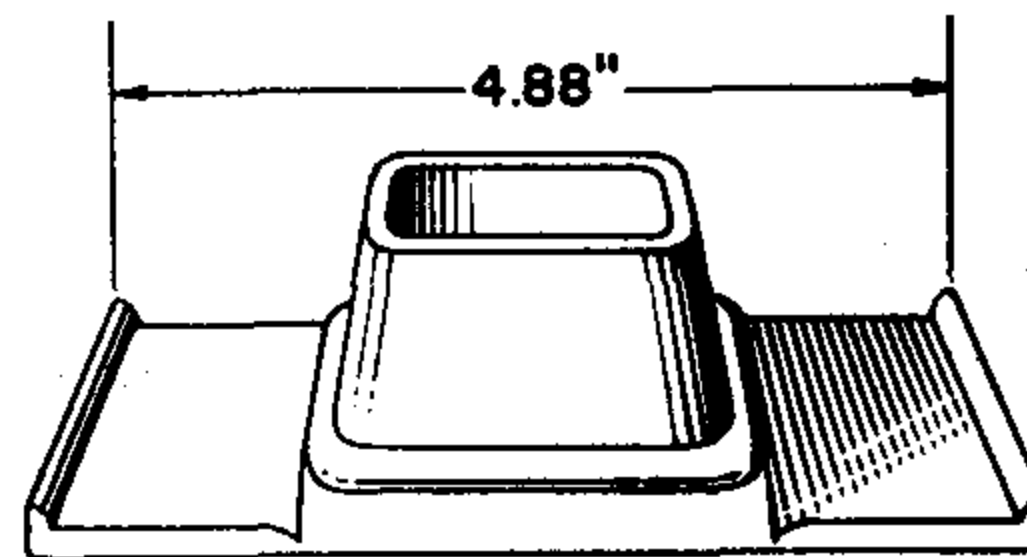


BB 5458 P-83

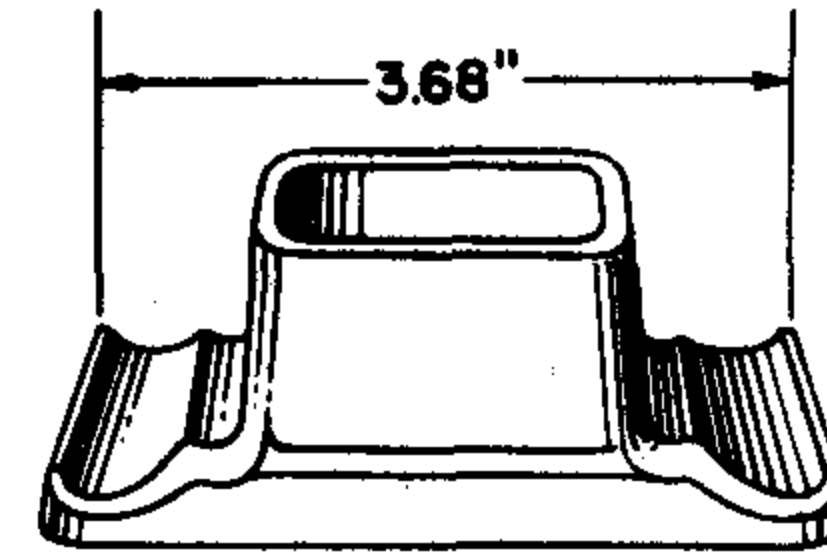
†AA 5458-A	Bar (front spring clip)	1	Trucks	28-29
†B 5458	Bar (front spring clip)	1	Pass, Comm	28-34
BB 5458	Bar (front spring clip)-use with BB-5310-A, B	1	Trucks	30-34



51-5458

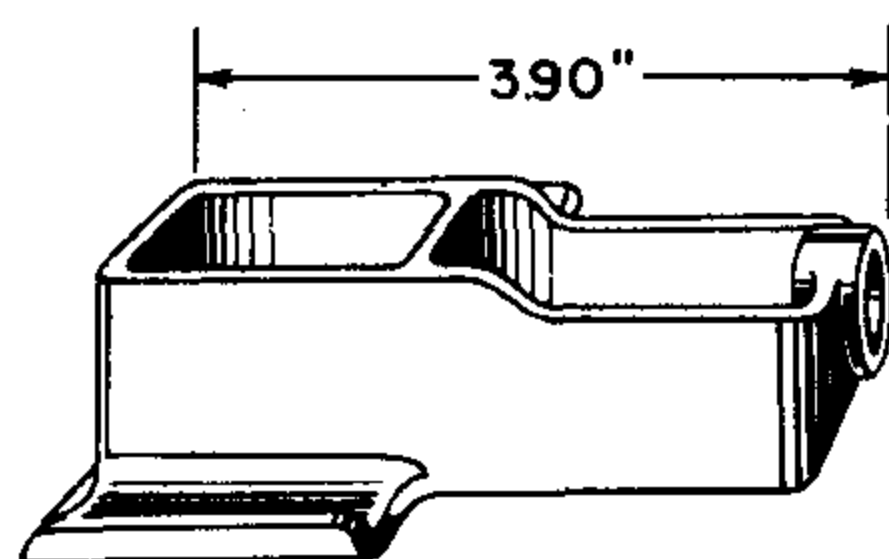


81W 5458

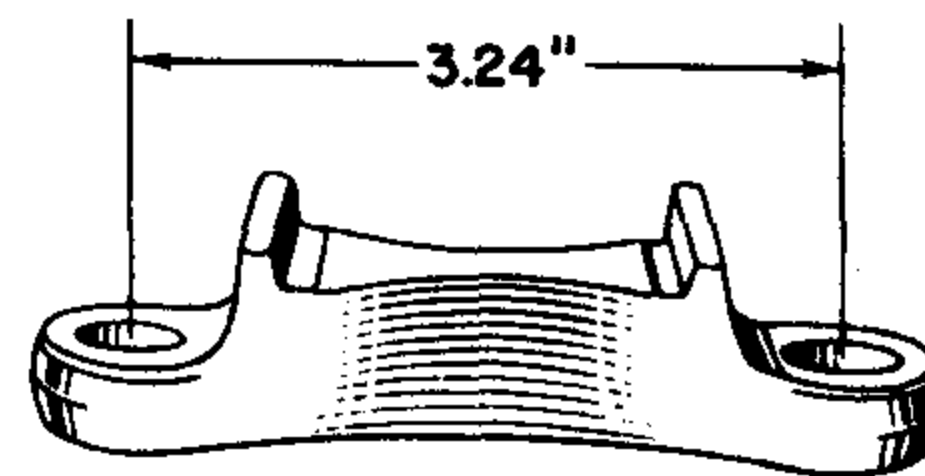


O1T 5458 P-84

51 5458	Bar (front spring clip)	1	Trucks except 122" & COE	35-39
81W 5458	Bar (front spring clip)	2	COE	38-47
O1T 5458	Bar (front spring clip)	2	Trucks except 122" & COE	40-47



O1Y 5458



11A 5458-B P-85

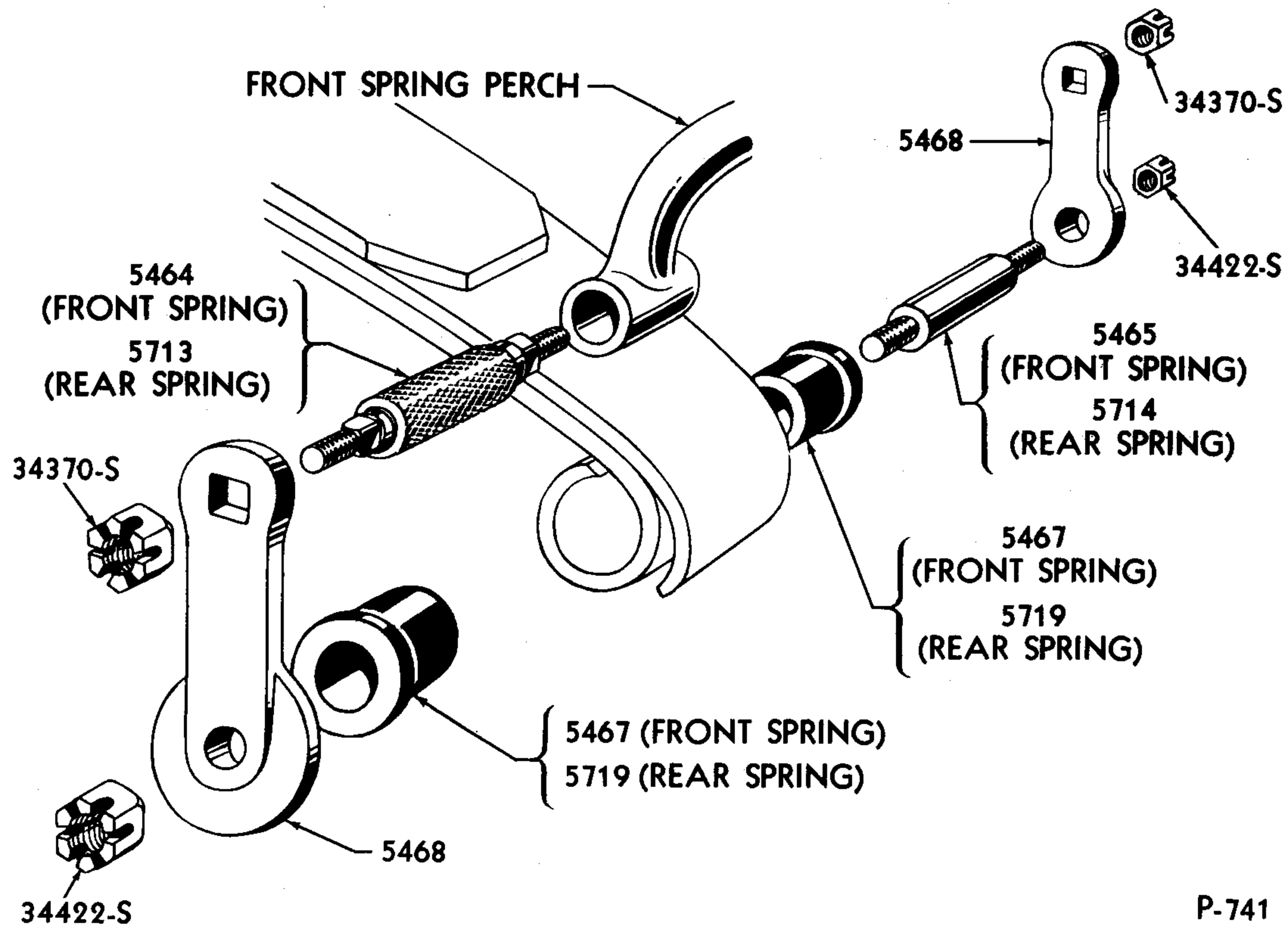
O1Y 5458	Plate (front spring)	2	(Comm 1942-47)(122" Truck 1940-47)	40-47
11A 5458-B	Bar (front spring clip)	2	(Pass 1935-48)(Comm 1935-41)(122" Truck 1938-39)	35-48

† No Longer Supplied



CHASSIS PARTS CATALOGUE

PART NUMBER	PART NAME	NO. REQ'D	MODEL	YEAR 19
†AA 5461-A	Bearing (starting crank)	1	Trucks	30-31
B 5461-B	Bearing (starting crank)	1	Pass, Comm	28-34
†BB 5461-A	Bearing (starting crank)-9/16" hole	1	Trucks	32
†BB 5461-B	Bearing (starting crank)-1 3/16" hole	1	Trucks	32-34



P-741

1942-48 PASSENGER SPRING SHACKLES

Basic numbers only shown on illustration. Order by Part Numbers shown in list of parts.

PART NUMBER	PART NAME	NO. REQ'D	MODEL	YEAR 19
40 5463-A	Stud assy (front spring shackle)-upper-3.37" long-.75" diameter-drilled for cotter pin-replaced by 40-5463-B	2	Pass, Comm	32-34
40 5463-B	Stud assy (front spring shackle)-upper-3.19" long-.75" diameter	2	Pass, Comm	32-34
51 5463-A	Stud assy (front spring shackle)-4.50" long-1.12" diameter	6	Trucks except 122"	35-41
	34033-S18 Nut-castle (shackle stud)-9/16-18	8	Trucks	35-37
	72035-S7-8 Cotter pin-1/8" x 1"			
01Y 5463-A	Stud assy (front spring)-3.91" long-1" diameter	6	122" Truck	40-41
21A 5463	Stud assy (front track bar)-3.10" long	1	Pass (Refer to 3530)	42-48

† No Longer Supplied



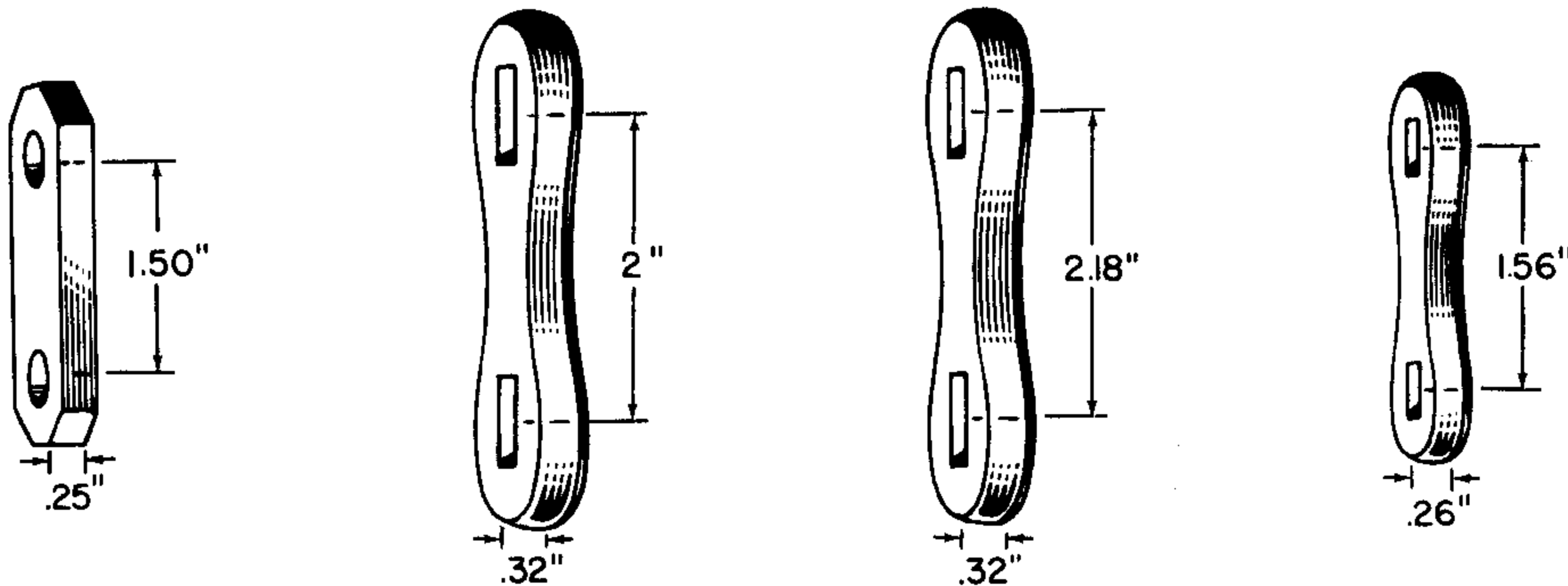
CHASSIS PARTS CATALOGUE

PART NUMBER	PART NAME	NO. REQ'D	MODEL	YEAR 19__
40 5464-B	Stud assy (front spring shackle)-lower-3.37" long-.87" diameter-drilled for cotter pin	2	Pass, Comm	32-34
51A 5464	Stud (spring shackle)-in radius rod-3.55" long-.75" diameter-not drilled for cotter pin	2	Pass, Comm	35-37
51A 5464	Stud (spring shackle)-in spring-3.55" long-.75" diameter-not drilled for cotter pin	2	Pass, Comm	35-41
51A 5464	Stud (spring shackle)-lower-3.55" long-.75" diameter-not drilled for cotter pin	2	(Pass 1935-48)(Comm 1935-41)	35-48
51A 5464	Stud (front spring shackle)-3.55" long-.75" diameter-not drilled for cotter pin	4	122" Truck	38-39
51A 5464	Stud (stabilizer swivel)-3.55" long-.75" diameter-not drilled for cotter pin	2	Pass DeLuxe except Sedan Delivery Refer to 3534	40
51A 5464	Stud (spring shackle)-upper-3.55" long-.75" diameter-not drilled for cotter pin	2	(Pass 1935-48)(Comm 1935-41)	35-48
	34370-S8 Locknut-use with 51A-5464-3/8" 24			
A 5465-A	Hanger (front spring)	2	(Pass, Comm 1928-31)(Trucks 1928-29)	28-31
	BB-5715 Hanger (front spring)	2	Trucks	30-34
	34031-S7 Nut-castle-7/16"-20	4	(Pass, Comm 1928-31)(Trucks 1928-34)	28-34
	72016-S8 Cotter pin-3/32" x 1"			
	353026-S7 Fitting (front spring hanger lubricator)-drive	4	Pass, Comm	28-31
21A 5465-A	Stud (front spring shackle)-lower-4.04" long	2	Pass	42-48
	34422-S2 Locknut (front spring shackle)-lower stud-7/16"-20	4	Pass	42-48
21C 5465	Stud (front spring shackle)	6	Comm, 122" Truck	42-47
21T 5465	Stud (front spring shackle)-3.58" long	6	Trucks except 122" & COE	42-47
21W 5465	Stud (front spring shackle)	6	COE	42-47
	33987-S Nut-castle (front spring shackle stud)-5/8"-18	6	Trucks except 122"	42-47
	34032-S7 Nut-castle (front spring shackle stud)-1/2"-20	6	Comm, 122" Truck	42-47
	72053-S Cotter pin-1/8" x 1 1/4"			
81W 5466	Washer (spring shackle stud retainer)	4	(COE-1938-41)(Trucks except 122" 1940-41)	38-41
01Y 5466	Washer (spring stud retaining)	4	122" Truck	40-41
48 5467	Bushing (front spring shackle)-1.38" long	4	Pass	35-48
21A 5467-A	Bushing (front spring shackle)-1.28" long	4	Pass	42-48
21A 5467-B	Bushing (front spring shackle)-1.48" long	4	Pass	42-48
21AS 5467	Bushing (anchor plate locking bolt) -for units not equipped with rear track bar	1	Pass	41-42



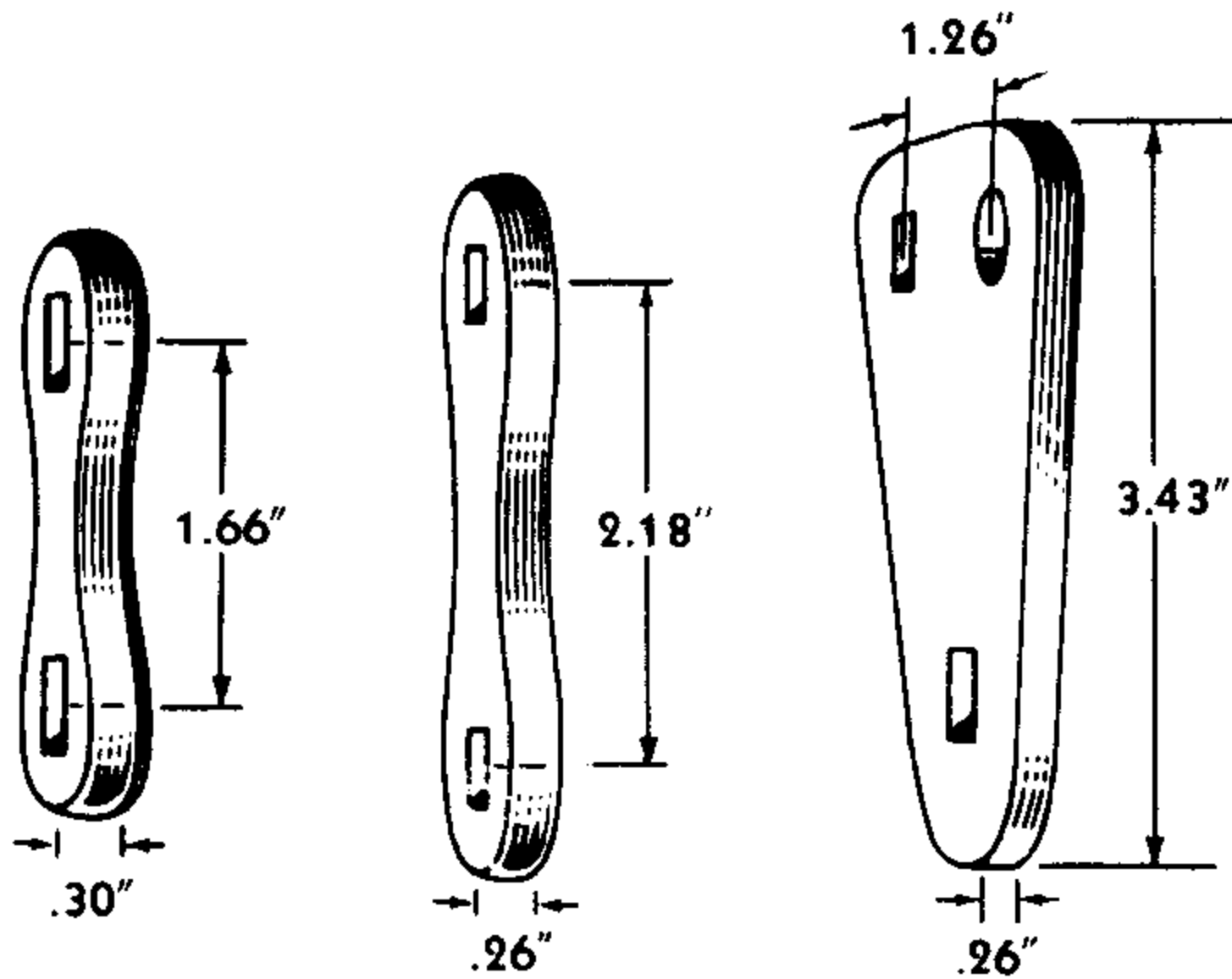
CHASSIS PARTS CATALOGUE

PART NUMBER	PART NAME	NO. REQ'D	MODEL	YEAR 19__
-------------	-----------	-----------	-------	--------------



BB-5468-AI 51-5468 79-5468 91A-5468 P-118

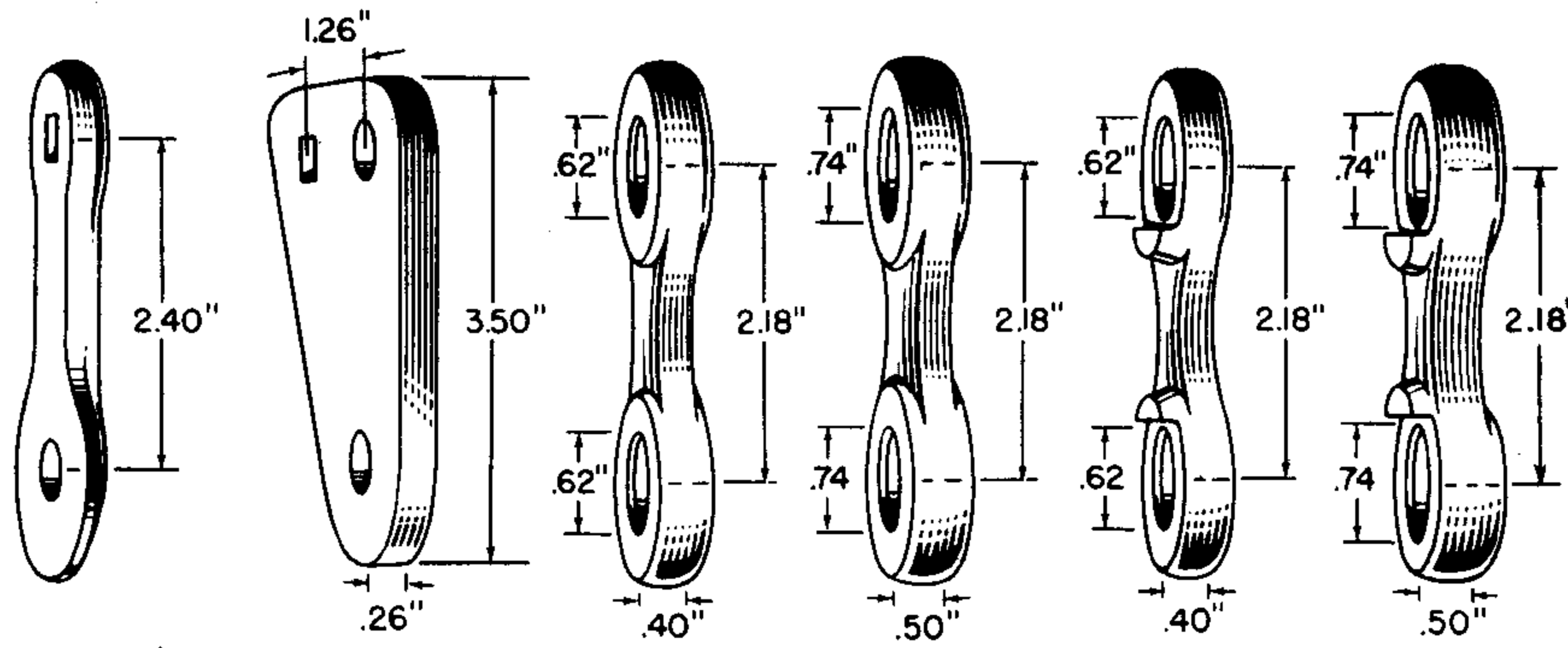
BB 5468-A	Bar (front spring hanger)	2	(Pass, Comm 1928-31) (Trucks 1930-34)	28-34
BB 5468-A	Bar (rear spring hanger)		Refer to 5715	
79 5468	Bar (front spring shackle)	4	Trucks	35-41
91A 5468-A	Bar (front & rear spring shackle)	8	(Pass 1932-40) (Comm 1932-41) (Trucks 1935-37) (122" Truck 1938-39)	32-41



01Y-5468 11A-5468 A 11AS-5468

P-742

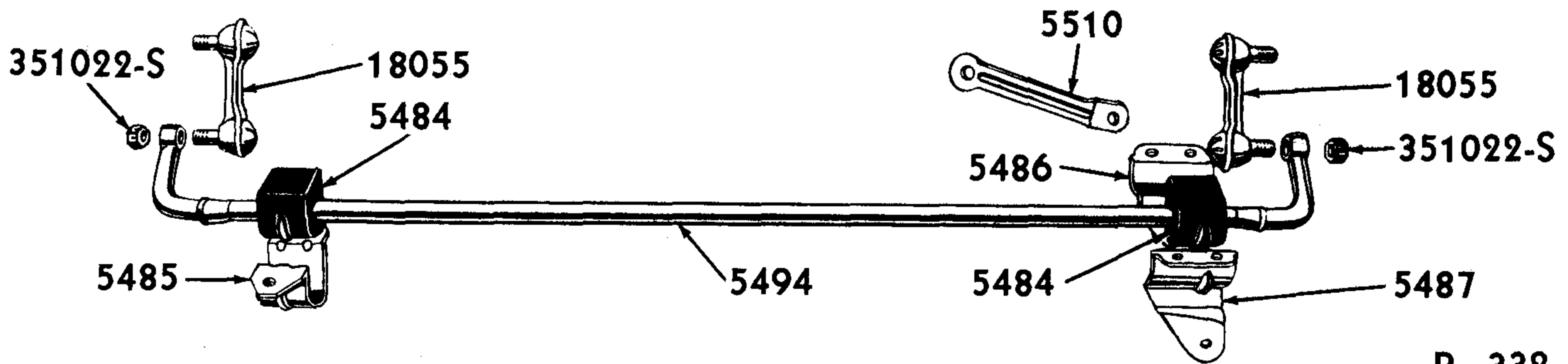
01Y 5468	Bar (front spring shackle)	4	122" Truck	40-41
11A 5468-A	Bar (front & rear spring shackle)	8	Pass	41
11AS 5468	Plate (rear spring anchor)	2	Pass	41



21A-5468-A 21AS-5468 21C-5468 21T-5468 21C-5469 21T-5469 P-330

21A 5468-B	Bar (front & rear spring shackle)	8	Pass	42-48
21A 5468-D	Bar (front & rear spring shackle)	8	Pass	42-48
21A 5468-E	Bar (front & rear spring shackle)	8	Pass	42-48
21AS 5468	Plate (rear spring anchor)	1	Pass	42
21C 5468	Bar (front spring shackle)-inner	2	Comm, 122" Truck	42-47
21T 5468	Bar (front spring shackle)-inner	2	Trucks except 122"	42-47
21C 5469	Bar (front spring shackle)-outer	2	Comm, 122" Truck	42-47
21T 5469	Bar (front spring shackle)-outer	2	Trucks except 122"	42-47

CHASSIS PARTS CATALOGUE



P. 332

1942-48 PASSENGER STABILIZER

Basic numbers only shown on illustration. Order by Part Numbers shown in list of parts.

PART NUMBER	PART NAME	NO. REQ'D	MODEL	YEAR
Stabilizer				
21A 5484-A	Insulator (stabilizer bar)	2	Pass	42-48
21A 5485	Bracket (stabilizer bar)-RH	1	Pass	42-48
21A 5486	Bracket (stabilizer bar)-LH-rear	1	Pass	42-48
21A 5487	Bracket (stabilizer bar)-LH-front	1	Pass	42-48
	24389-S8 Bolt (bracket to frame)-3/8" - 24 x 1"	6	Pass	42-48
	24327-S7-8 Bolt (bracket to frame)-RH side-5/16" -24 x 5/8"	2	Pass	42-48
	24387-S7 Bolt (bracket to frame)-LH side -5/16" -24 x 1"	1	Pass	42-48
	24349-S7 Bolt (bracket to frame)-LH side-3/8" -24 x 3/4"	1 or 2	Pass	42-48
	34370-S8 Locknut-3/8" -24			
	34393-S7 Locknut-5/16" -24			
21A 5491	Spacer (stabilizer bar bracket)	1	Pass	42-48
	† 22288-S7 Bolt (spacer thru sway rod stabilizer bracket)-1/2" -20 x 2" -end drilled	1	Pass	42-48
	351059-S7 Nut-castle-1/2" -20			
	72035-S7-8 Cotter pin-1/8" x 1"			
21A 5494	Bar (stabilizer)	1	Pass	42-48
	21A-18055-A Link (stabilizer bar to front axle)	2	Pass	42-48
	351022-S2 Nut (stabilizer bar link to front axle)-3/8" -24	4	Pass	42-48
	21A-5510 Brace (stabilizer bar bracket to front cross member)	1	Pass	42-48
	24369-S8 Bolt (stabilizer bar brace to front cross member brace) - 3/8" -24 x 7/8"	1	Pass	42-48
	34370-S8 Locknut-3/8" -24			

† No Longer Supplied



CHASSIS PARTS CATALOGUE

REAR SPRING LEAF CHART

LEAF SPRING ASSY.	NO. 1	NO. 2	NO. 3	NO. 4	NO. 5	NO. 6	NO. 7	NO. 8	NO. 9	NO. 10	NO. 11	NO. 12	NO. 13	NO. 14	COMPLETE SPRING ASSY. REPLACED BY
A 5560-A	A 5563-B	A 5565-B	A 5566	A 5567-B	A 5568-B	A 5569-B	A 5570-A	A 5571	A 5572	A 5573					A 5560-B
A 5560-B	A 5563-B	A 5565-B	A 5566	A 5567-B	A 5568-B	A 5569-B	A 5571	A 5573							
A 5560-C	A 5563-B	A 5565-B	A 5566	A 5567-B	A 5568-B	A 5569-B	A 5571	A 5571	A 5572	A 5573					A 5560-B
A 5560-D	A 5563-B	A 5565-B	A 5566	A 5567-B	A 5568-B	A 5569-B	A 5570-A	A 5571	A 5572	A 5573					A 5560-B
A 5560-E	A 5563-B	A 5565-B	A 5566	A 5567-B	A 5568-B	A 5569-B	A 5570-C	A 5571	A 5572	A 5573					A 5560-B
AA 5560-B	AA 5563-A	AA 5565-A	AA 5566-A	AA 5567-A	AA 5568-B	AA 5569-B	AA 5570-B	AA 5571-D	AA 5572-D	AA 5573-D	AA 5574-D	AA 5575-D	AA 5576-D	AA 5577-B	
AA 5560-C	AA 5563-A	AA 5565-A	AA 5566-B	AA 5567-B	AA 5568-B	AA 5569-B	AA 5570-B	AA 5571-D	AA 5572-D	AA 5573-D	AA 5574-D	AA 5575-D	AA 5576-D	AA 5577-B	
AA 5560-E	AA 5563-B	AA 5565-C	AA 5566-D	AA 5567-D	AA 5568-E	AA 5604-A	AA 5605-A	AA 5606-A	AA 5607-A	AA 5608-A	AA 5574-E	AA 5575-E	AA 5576-E		
AA 5560-F	AA 5563-C	AA 5600	AA 5601	AA 5602	AA 5603	AA 5604-B	AA 5605-B	AA 5606-B	AA 5607-B	AA 5608-B	AA 5609	AA 5574-E	AA 5611	AA 5575-E	
B 5560-A	B 5564-A	40 5565-A	B 5566-A	B 5567	B 5568	B 5575	B 5571	B 5572-B	B 5573-B	B 5574					40 5560-G
B 5560-B	B 5564-B	40 5565-A	B 5566-A	B 5567	B 5568	B 5575	B 5571	B 5572-B	B 5574						40 5560-G
B 5560-C	B 5564-B	40 5565-A	B 5566-A	B 5567	B 5568	B 5576	B 5572-B	B 5573-A	B 5574						
B 5560-D	B 5564-A	40 5565-A	B 5566-A	B 5567	B 5568	40 5569-A	40 5570-B	B 5571	B 5572-B	B 5573-A	B 5574				40 5560-G
B 5560-E	B 5564-A	40 5565-B	40 5578	40 5579	B 5568	40 5569-A	B 5575	40 5570-B	B 5571	B 5572-B	B 5574				40 5560-G
BB 5560-A	BB 5563-A	BB 5565-A	BB 5566-A	BB 5567-A	BB 5568-A	BB 5569-A	BB 5570-C	BB 5571-C	BB 5572-C	BB 5573-C	BB 5574-C	BB 5575-C	BB 5576-B		40 5560-G
BB 5560-B	BB 5563-B	BB 5565-B	BB 5566-B	BB 5567-B	BB 5568-B	BB 5569-B	BB 5570-C	BB 5571-C	BB 5572-C	BB 5573-C	BB 5574-C	BB 5575-C	BB 5576-B		40 5560-X
BB 5560-C	BB 5563-A	BB 5565-A	BB 5566-C	BB 5567-A	BB 5568-A	BB 5569-C	BB 5570-C	BB 5571-C	BB 5572-C	BB 5573-C	BB 5574-C	BB 5575-C	BB 5576-B	BB 5577	BB 5560-A
40 5560-A	B 5564-B	40 5565-A	B 5566-A	B 5567	B 5568	40 5569-A	40 5570-B	B 5571	B 5572-B	B 5573-B	B 5574				40 5560-G
40 5560-B	B 5564-B	40 5565-A	B 5566-A	B 5567	B 5568	B 5575	B 5571	B 5572-B	B 5573-B	B 5574					40 5560-G
40 5560-D	B 5564-A	40 5565-A	B 5566-A	B 5567	B 5568	40 5569-A	40 5570-B	B 5571	B 5572-B	40 5577-C	B 5573-A	B 5574			40 5560-G
40 5560-F	B 5564-B	40 5565-A	40 5566	40 5567-A	40 5568-A	40 5569-A	40 5570-B	40 5571-A	40 5572-A	40 5573-B	40 5574-B				40 5560-G
40 5560-G	B 5564-B	40 5565-A	40 5566	40 5567-A	40 5568-A	40 5569-A	40 5571-A	40 5572-A	40 5573-B	40 5574-B					40 5560-G
40 5560-H	B 5564-A	40 5565-A	40 5566	40 5567-A	40 5568-A	40 5569-A	40 5570-B	40 5571-A	40 5572-A	40 5573-B	40 5574-B				40 5560-G
40 5560-J	B 5564-A	40 5565-A	40 5566	40 5567-A	40 5568-A	40 5569-A	40 5570-B	40 5571-A	40 5572-A	40 5573-B	40 5574-B				40 5560-G
40 5560-K	B 5564-A	40 5565-B	40 5578	40 5579	40 5568-A	40 5569-A	40 5575	40 5570-B	40 5571-A	40 5572-A	40 5577-C	40 5573-B	40 5574-B		40 5560-G
48 5560-A	68 5564	78 5565	11A 5566-B	78 5567	78 5568	78 5569	11A 5576	68 5580	68 5582	48 5576					11A 5560-C
48 5560-B	68 5564	78 5565	11A 5566-B	78 5567	78 5568	11A 5569-A	11A 5570-B	11A 5576	68 5580	68 5582	48 5576				11A 5560-D
48 5560-C	68 5564	78 5565	78 5573	11A 5566-B	78 5567	78 5568	11A 5569-A	78 5570-A	11A 5576	68 5580	48 5576				11A 5560-E
48 5560-D	68 5564	78 5578	78 5579	11A 5566-B	78 5567	68 5575	11A 5569-A	11A 5570-B	11A 5570-B	11A 5570-B	48 5575-B	48 5576	48 5576		11A 5560-G

◇ No. 15 Leaf AA 5578-B, No. 16 Leaf AA 5579-B.

‡ No Longer Supplied

△ No. 15 Leaf AA 5613, No. 16 Leaf AA 5576-E.



CHASSIS PARTS CATALOGUE

REAR SPRING LEAF CHART

LEAF SPRING ASSY.	No. 1	No. 2	No. 3	No. 4	No. 5	No. 6	No. 7	No. 8	No. 9	No. 10	No. 11	No. 12	No. 13	No. 14	COMPLETE SPRING ASSY. REPLACED BY
68 5560-A	68 5564	78 5565	11A 5566-B	78 5567	78 5568	78 5569	11A 5576	68 5580	68 5582	48 5576					01A 5560-C
68 5560-B	68 5564	78 5565	11A 5566-B	78 5567	78 5568	11A 5569-A	11A 5570-B	11A 5576	68 5580	11A 5573-B	48 5576				01A 5560-D
68 5560-C	68 5564	78 5565	78 5573	11A 5566-B	78 5567	78 5568	11A 5569-A	78 5570-A	11A 5576	68 5580	11A 5573-B	48 5576			01A 5560-E
68 5560-D	68 5564	78 5578	78 5579	11A 5566-B	78 5567	68 5575	11A 5569-A	11A 5569-A	11A 5570-B	11A 5576	11A 5577	68 5586	48 5576		01A 5560-G
78 5560-A	68 5564	78 5565	11A 5566-B	78 5567	78 5568	78 5569	78 5570-A	68 5580	11A 5573-B	48 5576					01A 5560-C
78 5560-B	68 5564	78 5565	11A 5566-B	78 5567	78 5568	11A 5569-A	11A 5570-B	78 5570-A	68 5580	11A 5573-B	48 5576				01A 5560-D
78 5560-C	68 5564	78 5565	78 5573	11A 5566-B	78 5567	78 5568	11A 5569-A	11A 5570-B	78 5570-A	68 5580	11A 5573-B	48 5576			01A 5560-E
78 5560-D	68 5564	78 5578	78 5579	11A 5566-B	78 5567	78 5568	78 5568	11A 5569-A	11A 5570-B	78 5570-A	11A 5576	68 5580	11A 5573-B	48 5576	01A 5560-G
78 5560-E	68 5564	78 5565	11A 5566-B	78 5567	78 5568	78 5569	11A 5576	11A 5573-B	48 5576						01A 5560-B
82Y 5560-A	82Y 5563	82Y 5565-A	82Y 5566-A	82Y 5567-A	82Y 5568	82Y 5569	82Y 5570-B	82Y 5571-B	82Y 5572-A	82Y 5573	82Y 5574	82Y 5576			59Y 5560-A
82Y 5560-B	82Y 5563	82Y 5565-A	82Y 5566-A	82Y 5567-A	82Y 5568	82Y 5569	82Y 5570-B	82Y 5571-B	82Y 5572-B	82Y 5573	82Y 5574	82Y 5575	82Y 5576		59Y 5560-B
82Y 5560-C	82Y 5563	82Y 5565-B	82Y 5566-B	82Y 5567-B	82Y 5568	82Y 5569	82Y 5577	82Y 5570-B	82Y 5571-B	82Y 5572-A	82Y 5573	82Y 5574	82Y 5575	82Y 5576	59Y 5560-C
01A 5560-A	68 5564	78 5565	01A 5566	78 5568	78 5569	78 5570-A	68 5580	48 5576							01A 5560-B
01A 5560-B	68 5564	78 5565	11A 5566-B	78 5567	78 5568	78 5569	11A 5576	68 5582	48 5576						
01A 5560-C	68 5564	78 5565	11A 5566-B	78 5567	78 5568	78 5569	78 5570-A	68 5580	11A 5573-B	48 5576					
01A 5560-D	68 5564	78 5565	11A 5566-B	78 5567	78 5568	11A 5569-A	11A 5570-B	78 5570-A	68 5580	11A 5573-B	48 5576				
01A 5560-E	68 5564	78 5565	78 5573	11A 5566-B	78 5567	78 5568	11A 5569-A	11A 5570-B	78 5570-A	68 5580	68 5582	48 5576			
01A 5560-G	68 5564	78 5578	78 5579	11A 5566-B	78 5567	78 5568	78 5568	11A 5569-A	11A 5570-B	78 5570-A	11A 5576	68 5580	48 5576		
*01A 5560-H	68 5564	78 5577	78 5578	78 5579	11A 5566-B	78 5567	78 5572	78 5568	11A 5569-A	11A 5570-B	78 5570-A	11A 5576	68 5580	48 5576	
01A 5560-J	68 5564	78 5565	01A 5566	78 5568	78 5569	78 5570-A	68 5580	48 5576							
01T 5560-A	01T 5563-A	01T 5565-A	01T 5566-A	01T 5567-A	01T 5568-A	01T 5569-A	01T 5570-A	01T 5571-A	01T 5572-A	01T 5573-A					
01T 5560-B	01T 5563-B	01T 5565-B	01T 5566-B	BB 5570-C	01T 5568-B	BB 5574-C	BB 5576-B								
01T 5560-C	01T 5563-A	01T 5565-A	01T 5566-C	01T 5567-B	01T 5568-C	01T 5569-B	01T 5570-B	01T 5571-B	01T 5571-A	01T 5572-B	01T 5573-B	01T 5573-A			
11A 5560-A	11A 5564-A	11A 5565-A	11A 5566-B	11A 5567-A	11A 5569-A	11A 5571-A	11A 5572-A	11A 5573-A	11A 5574						19A 5560-A
11A 5560-B	11A 5564-A	11A 5565-A	11A 5566-B	11A 5567-B	11A 5568-A	11A 5569-B	21A 5571-C	11A 5572-B	11A 5573-B	11A 5574					19A 5560-B
11A 5560-C	11A 5564-A	11A 5565-A	11A 5566-B	11A 5567-B	11A 5568-A	11A 5569-A	11A 5570-A	11A 5571-C	11A 5572-B	11A 5573-B	11A 5574				19A 5560-C
11A 5560-D	11A 5564-B	11A 5565-B	11A 5565-D	11A 5567-D	11A 5566-D	11A 5567-A	11A 5568-A	11A 5569-A	11A 5570-B	11A 5571-C	11A 5572-B	11A 5573-B	11A 5574		19A 5560-D
11A 5560-E	11A 5564-B	11A 5565-C	11A 5566-E	11A 5567-D	11A 5568-B	11A 5569-C	11A 5570-C	11A 5571-D	11A 5572-C	11A 5573-C	11A 5575	11A 5576	11A 5577	11A 5578	19A 5560-E

* No. 15 Leaf 48-5576

+ No Longer Supplied

● No. 15 Leaf 11A 5574



CHASSIS PARTS CATALOGUE

REAR SPRING LEAF CHART

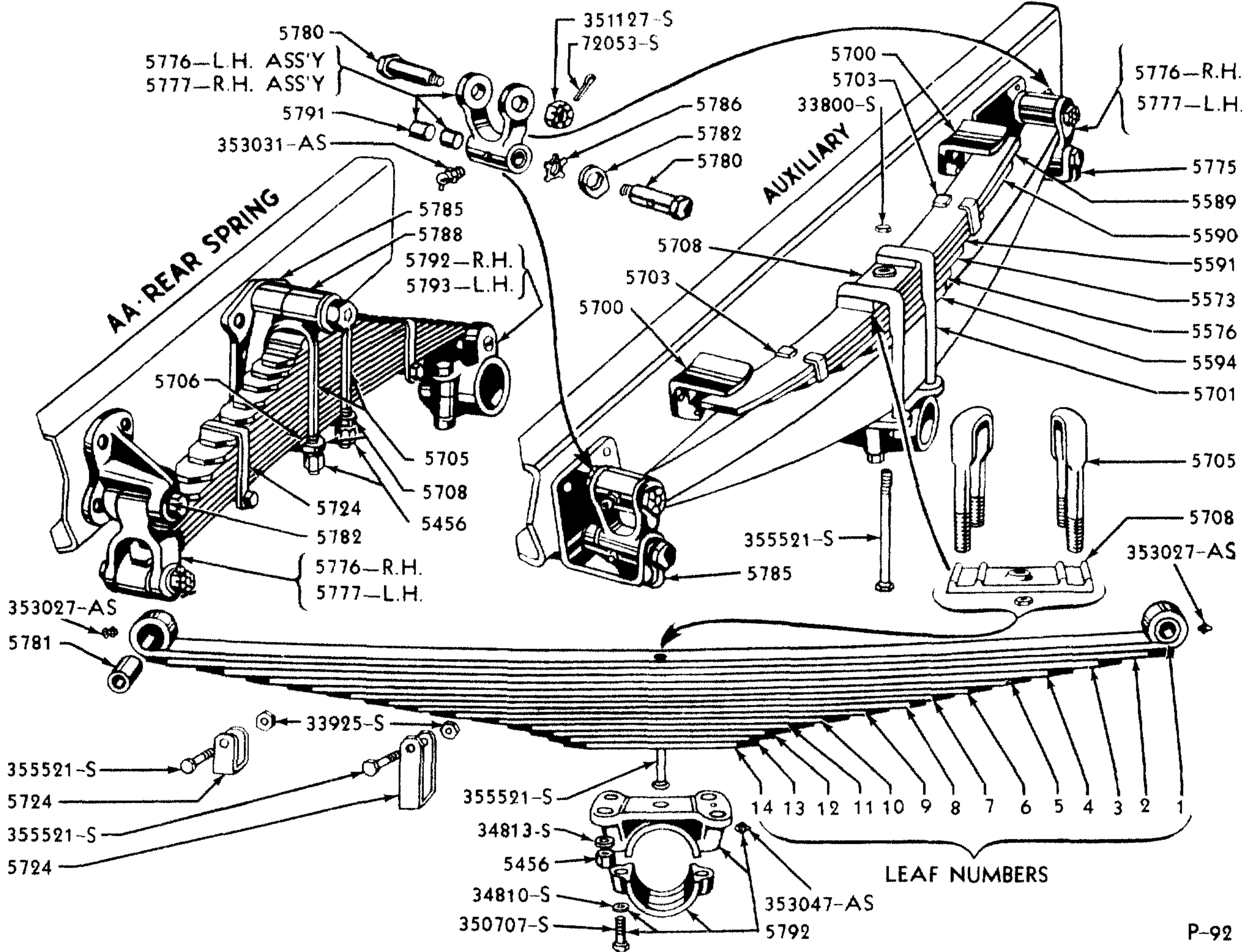
LEAF SPRING ASSY.	No. 1	No. 2	No. 3	No. 4	No. 5	No. 6	No. 7	No. 8	No. 9	No. 10	No. 11	No. 12	No. 13	No. 14	COMPLETE SPRING ASSY. REPLACED BY
19A 5560-A	11A 5564-A	11A 5565-A	11A 5566-B	11A 5567-A	11A 5569-A	11A 5571-A	11A 5572-A	11A 5573-A	11A 5574						
19A 5560-B	11A 5564-A	11A 5565-A	11A 5566-B	11A 5567-B	11A 5569-B	11A 5571-B	11A 5572-B	11A 5573-B	11A 5574	11A 5574					
19A 5560-C	11A 5564-A	11A 5565-A	11A 5566-B	11A 5567-B	11A 5569-A	11A 5570-A	11A 5571-C	11A 5572-B	11A 5574	11A 5573-B	11A 5574				
19A 5560-D	11A 5564-B	11A 5565-B	11A 5566-D	11A 5567-D	11A 5569-A	11A 5568-A	11A 5570-A	11A 5569-A	11A 5572-B	11A 5571-C	11A 5572-B	11A 5573-B	11A 5574		
●19A 5560-E	11A 5564-B	11A 5565-C	11A 5566-E	11A 5567-E	11A 5569-B	11A 5570-C	11A 5571-D	11A 5572-C	11A 5575	11A 5573-C	11A 5575	11A 5576	11A 5577	11A 5573-A	
21A 5560-A	21A 5564	21A 5565-A	21A 5567-A	21A 5568-A	21A 5569-A	21A 5570-A	21A 5572	21A 5573							59A 5560-A
21A 5560-B	21A 5564	21A 5565-A	21A 5567-B	21A 5568-B	21A 5569-B	21A 5571-A	21A 5572	21A 5573	21A 5573						59A 5560-B
21A 5560-C	21A 5564	21A 5565-A	21A 5566	21A 5567-A	21A 5568-A	21A 5569-A	21A 5571-B	21A 5572	21A 5572	21A 5573					59A 5560-C
21A 5560-D	21A 5564	21A 5565-A	21A 5566	21A 5567-A	21A 5568-B	21A 5569-B	21A 5571-C	21A 5572	21A 5572	21A 5572	21A 5573				59A 5560-D
21A 5560-E	21A 5564	21A 5565-B	21A 5566	21A 5567-B	21A 5568-A	21A 5569-B	21A 5568-C	21A 5569-A	21A 5571-D	21A 5571-A	21A 5572	21A 5573			59A 5560-E
21C 5560-A	21C 5563	21C 5565-A	21C 5566-A	21C 5567-A	21C 5568-A	21C 5569-A	21C 5570-A	21C 5571-A	21C 5572-A						
21C 5560-B	21C 5563	21C 5565-A	21C 5566-B	21C 5567-B	21C 5568-B	21C 5569-B	21C 5570-B	21C 5571-A	21C 5571-A	21C 5572-A					
21C 5560-C	21C 5563	21C 5565-B	21C 5566-C	21C 5567-B	21C 5568-B	21C 5569-C	21C 5570-C	21C 5571-B	21C 5571-A	21C 5572-A	21C 5574				
29A 5560-A	21A 5564	21A 5565-A	21A 5567-A	21A 5568-A	21A 5569-A	21A 5570-A	21A 5572	21A 5573							59A 5560-A
29A 5560-B	21A 5564	21A 5565-A	21A 5567-B	21A 5568-B	21A 5569-B	21A 5570-B	21A 5571-A	21A 5572	21A 5573						59A 5560-B
29A 5560-C	21A 5564	21A 5565-A	21A 5566	21A 5567-A	21A 5568-A	21A 5569-A	21A 5571-B	21A 5572	21A 5572	21A 5573					59A 5560-C
29A 5560-D	21A 5564	21A 5565-A	21A 5566	21A 5567-A	21A 5568-B	21A 5569-B	21A 5569-C	21A 5571-C	21A 5572	21A 5572	21A 5573				59A 5560-D
29A 5560-E	21A 5564	21A 5565-B	21A 5566	21A 5567-B	21A 5568-A	21A 5569-B	21A 5568-C	21A 5569-A	21A 5571-D	21A 5571-A	21A 5572	21A 5573			59A 5560-E
59A 5560-A	51A 5564-A	51A 5565-A	51A 5566-A	51A 5567-A	51A 5568-A	51A 5569-B	51A 5570-B	51A 5572-A	51A 5573-A	51A 5575-D					
59A 5560-B	51A 5564-A	51A 5565-A	51A 5566-A	51A 5567-A	51A 5568-A	51A 5569-B	51A 5570-B	51A 5572-A	51A 5573-A	51A 5574-A					
59A 5560-C	51A 5564-A	51A 5565-A	51A 5566-A	51A 5567-A	51A 5568-A	51A 5569-A	51A 5570-A	51A 5571-A	51A 5572-A	51A 5573-A	51A 5575-A				
59A 5560-D	51A 5564-B	51A 5565-B	51A 5566-A	51A 5567-A	51A 5568-A	51A 5569-A	51A 5570-A	51A 5571-A	51A 5572-A	51A 5573-B	51A 5574-B	51A 5575-B	51A 5575-A		
59A 5560-E	51A 5564-C	51A 5565-C	51A 5566-B	51A 5567-B	51A 5568-B	51A 5569-C	51A 5570-C	51A 5571-B	51A 5572-B	51A 5573-C	51A 5574-C	51A 5575-C	51A 5576-B	51A 5574-A	
59Y 5560-A	59Y 5563	82Y 5565-A	82Y 5566-A	82Y 5567-A	82Y 5568	82Y 5569	82Y 5570-A	82Y 5571-A	82Y 5572-A	82Y 5573	82Y 5574	82Y 5576			
59Y 5560-B	59Y 5563	82Y 5565-A	82Y 5566-A	82Y 5567-A	82Y 5568	82Y 5569	82Y 5570-B	82Y 5571-B	82Y 5572-B	82Y 5573	82Y 5574	82Y 5575	82Y 5576		
59Y 5560-C	59Y 5563	82Y 5565-B	82Y 5566-B	82Y 5567-B	82Y 5568	82Y 5569	82Y 5570-B	82Y 5571-B	82Y 5572-B	82Y 5573	82Y 5574	82Y 5575	82Y 5576		

● No. 15 Leaf 11A 5574 § No. 15 Leaf 51A 5578

+ No Longer Supplied

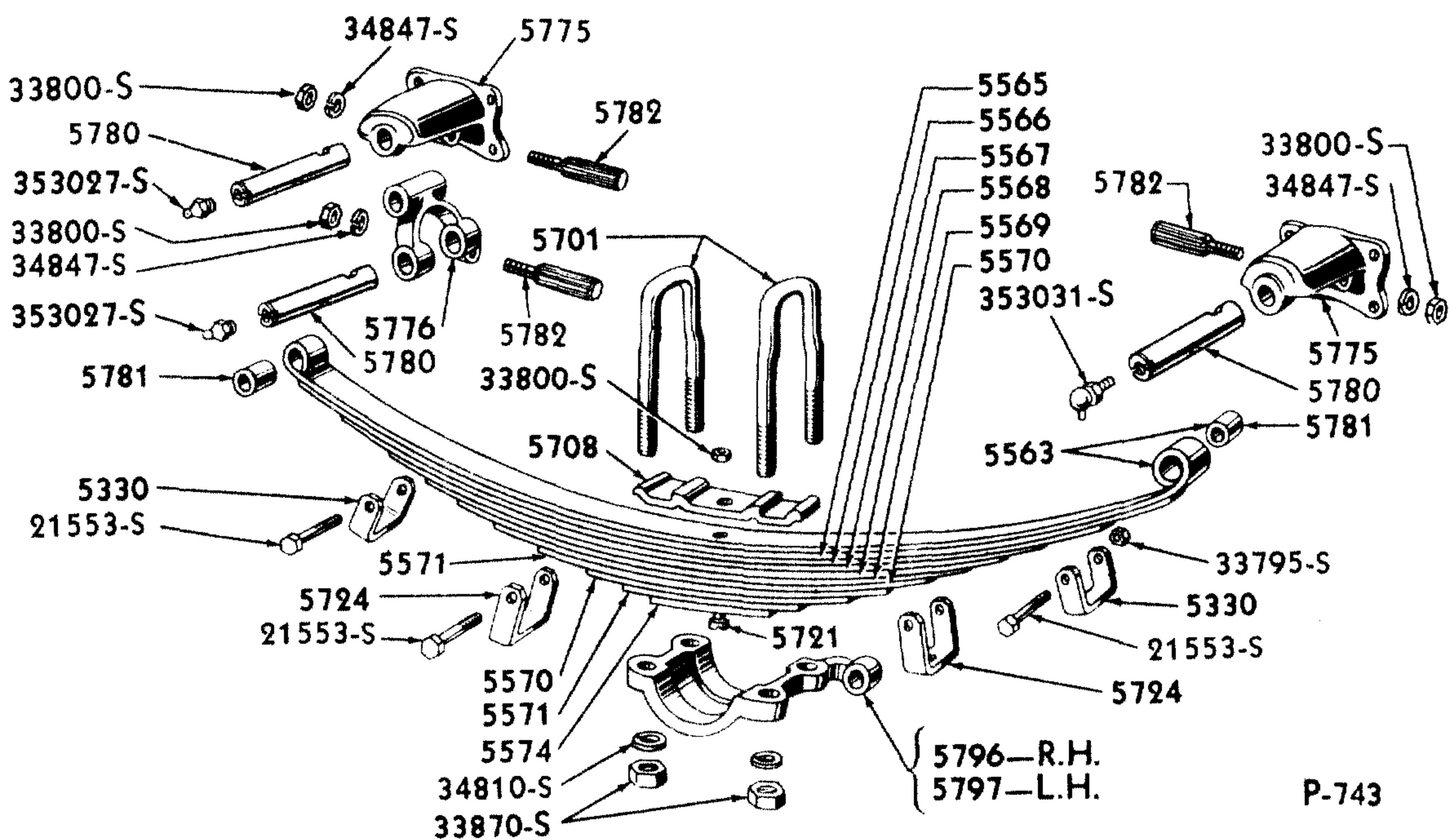


CHASSIS PARTS CATALOGUE



1930-39 TRUCK REAR SPRING AND AUXILIARY SPRING

P-92



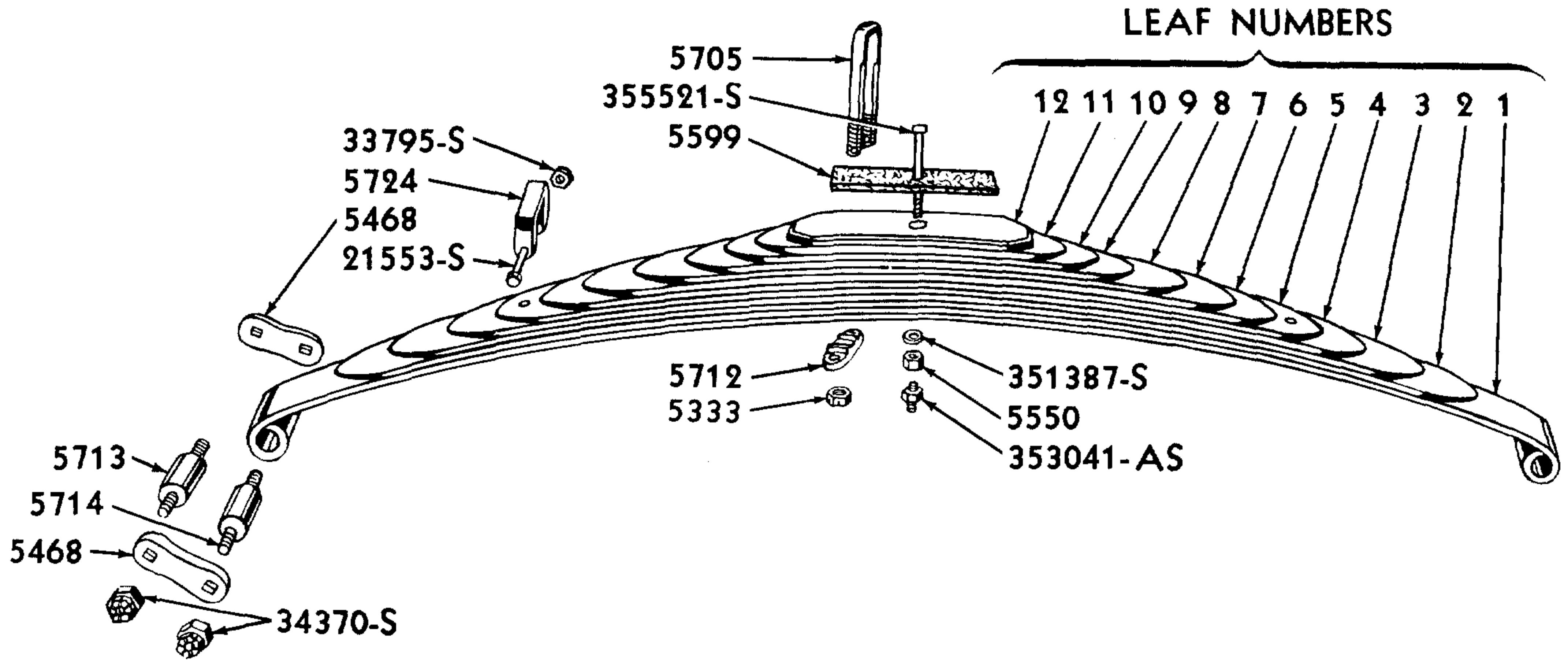
1942-47 COMMERCIAL REAR SPRING

P-743

Basic numbers only shown on illustration. Order by Part Numbers shown in list of parts.

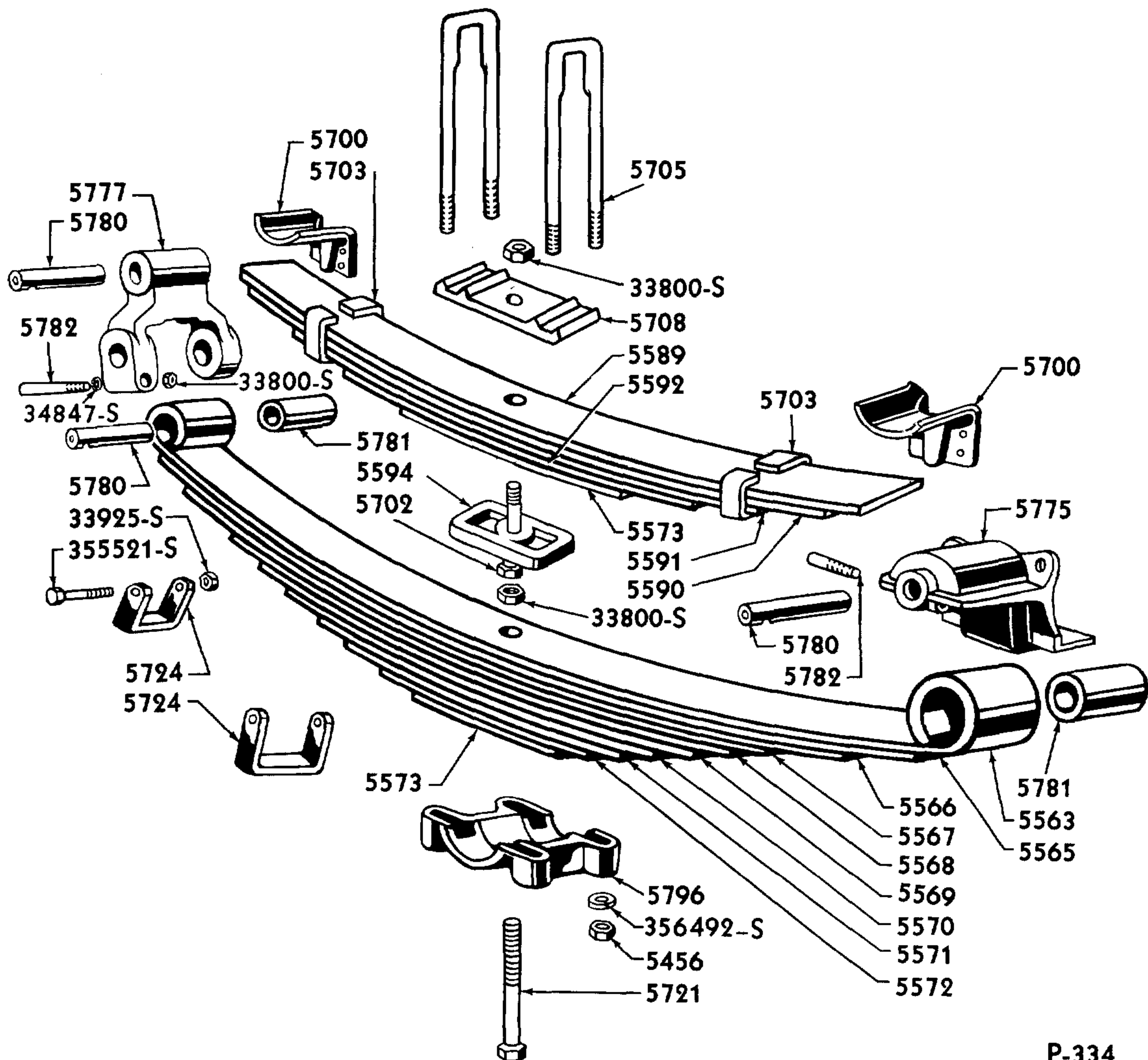


CHASSIS PARTS CATALOGUE



PASSENGER REAR SPRING

P- 333



1940-47 TRUCK REAR SPRING AND AUXILIARY SPRING

P-334

Basic numbers only shown on illustration. Order by Part Numbers shown in list of parts.



CHASSIS PARTS CATALOGUE

PART NUMBER	PART NAME	NO. REQ'D	MODEL	YEAR
Rear Spring				
21A 5505-A	Cover (rear spring)-use with 29A-5560-A	1	DeLuxe & Special 5 Window Coupes	42
21A 5505-B	Cover (rear spring)-use with 29A-5560-B	1	Tudor, Sedan Coupe, Fordor	42
21A 5505-C	Cover (rear spring)-use with 29A-5560-C	1	DeLuxe Tudor, Fordor	42
21A 5505-D	Cover (rear spring)-use with 29A-5560-D	1	Super DeLuxe Tudor, Fordor	42
21A 5505-E	Cover (rear spring)-use with 29A-5560-E	1	Sedan Delivery, Station Wagon	42
59A 5505-A	Cover (rear spring)-use with 59A-5560-A,B	2	Sedan Coupe, 5 Window Coupe	46-48
†59A 5505-B	Cover (rear spring)-use with 59A-5560-C	2	69A70A,B,73A,B,76,6GA70A,B,73A,B,76	46-48
†59A 5505-C	Cover (rear spring)-use with 59A-5560-D	2	69A70A,B,73A,B,76,6GA70A,B,73A,B,76	46-48
59A 5505-D	Cover (rear spring)-use with 59A-5560-E	2	Sedan Delivery, Station Wagon	46-48
01A 5507-A	Cover (rear spring)-use with 01A-5560-A and 19A-5560-A	2	01A67A,B,77A,B,11A67A,B,77A,B,1GA67A,B,77A,B	40-41
01A 5507-B	Cover (rear spring)-use with 01A-5560-B and 19A-5560-B	2	01A67A,B,11A76,1GA76	40-41
01A 5507-C	Cover (rear spring)-use with 01A-5560-C and 19A-5560-C	2	01A66,70A,B,73A,B,11A70A,B,73A,B,1GA70A,B,73A,B	40-41
01A 5507-D	Cover (rear spring)-use with 01A-5560-D and 19A-5560-D	2		
01A 5507-E	Cover (rear spring)-use with 01A-5560-E	2	Sedan Delivery	40-41
01A 5507-F	Cover (rear spring)-use with 19A-5560-E	2	Station Wagon	41
01A 5507-G	Cover (rear spring)-use with 01A-5560-G	2	(Station Wagon 1940)(Comm except Sedan Delivery 1941)	40-41
01A 5508	Strip (spring cover)	2		40-48
01A 5509-C	Cover (front and rear spring canvas)	2		40-41
21A 5510	Brace (stabilizer bar bracket to front cross member)	1	Pass (Refer to 5494)	42-48
68 5550	Nut (rear spring lubricator)	1	(Pass 1936-48)(Comm 1936-41)	36-48
	353041-AS7 Fitting(rear spring lubricator)	1	(Pass 1936-48)(Comm 1936-41)	36-48
A 5560-A	Spring assy (rear)-10 leaf-replaced by A-5560-B	1	A-55A,B,130A,140,295A	28-31
A 5560-B	Spring assy (rear)-8 leaf	1	A-35A,B,45A,B,49A,50A,B,54A,68A,B,190A	28-31
A 5560-C	Spring assy (rear)-7 leaf-replaced by A 5560-D	1	A-40A,B	28-31
A 5560-D	Spring assy (rear)-10 leaf-replaced by A-5560-B	1	A-60A,B,C,130A,B,155A,B,C,D,165A,B,C,D,170A,B,255A	28-31
A 5560-E	Spring assy (rear)-10 leaf-replaced by A-5560-B	1	A-76A,B,78A,79A,B,82A,B,85A,B,225A	28-31
AA 5560-B	Spring assy (rear)-16 leaf	2	Trucks	28-31
AA 5560-C	Spring assy (rear)-13 leaf	2	Trucks	28-31
AA 5560-E	Spring assy (rear)-13 leaf	2	AA-270A,275A,280A	31
AA 5560-F	Spring assy (rear)-16 leaf	2	AA-330A	31
B 5560-A	Spring assy (rear)-10 leaf-replaced by 40-5560-G	1	B,18 (Body Types B55,B190,B400)	32
B 5560-B	Spring assy (rear)-9 leaf-replaced by 40-5560-G	1	B,18 (Body Types B35,B45,B50,B68,B520)	32
B 5560-C	Spring assy (rear)-9 leaf-replaced by 40-5560-G	1	Roadster	32
B 5560-D	Spring assy (rear)-11 leaf-replaced by 40-5560-G	1	Station Wagon	32
B 5560-E	Spring assy (rear)-13 leaf-replaced by 40-5560-K	1	Comm	32
BB 5560-A	Spring assy (rear)-13 leaf	2	Trucks except 122"	32-39
BB 5560-B	Spring assy (rear)-12 leaf-replaced by BB-5560-A	2	Trucks except 122"	32-39
BB 5560-C	Spring assy (rear)-14 leaf	2	Trucks except 122"	32-39
40 5560-A	Spring assy (rear)-11 leaf-replaced by 40 5560-G	1	Convertible Sedan	33-34
40 5560-B	Spring assy (rear)-10 leaf-replaced by 40-5560-G	1	40-710,720,750,760,770	33-34
40 5560-D	Spring assy (rear)-12 leaf-replaced by 40-5560-H	1	40-700,730,46-820,850	33-34
40 5560-F	Spring assy (rear)-11 leaf-replaced by 40-5560-G	1	40-700,730,740	33-34

† No Longer Supplied



CHASSIS PARTS CATALOGUE

PART NUMBER	PART NAME	NO. REQ'D	MODEL	YEAR 19__
40 5560-G	Spring assy (rear)-10 leaf	1	40-710,720,750,760,770	33-34
40 5560-H	Spring assy (rear)-12 leaf	1	40-700,730,46-820,850	33-34
40 5560-J	Spring assy (rear)-11 leaf-replaced by 40 5560-G	1	40-740	32-34
40 5560-K	Spring assy (rear)-13 leaf	1	Comm	33-34
48 5560-A	Spring assy (rear)-10 leaf-replaced by 01A 5560-C	1	48 & 68-710,720,760,770	35-36
48 5560-B	Spring assy (rear)-11 leaf-replaced by 01A 5560-D	1	48 & 68-700,730,740,750 except Touring Sedans	35-36
48 5560-C	Spring assy (rear)-12 leaf-replaced by 01A 5560-E	1	48 & 68-700,730 Touring Sedans,780,50-820 Spec.,67-820 Spec.	35-36
48 5560-D	Spring assy (rear)-13 leaf-replaced by 01A 5560-G	1	48 & 68-780 Spec.,790,50 & 67-810,820,830	35-36
68 5560-A	Spring assy (rear)-10 leaf-replaced by 01A 5560-C	1	68-710,720,760,770	36
68 5560-B	Spring assy (rear)-11 leaf-replaced by 01A 5560-D	1	68-700,730,740,750 except Touring Sedans	36
68 5560-C	Spring assy (rear)-12 leaf-replaced by 01A 5560-E	1	68-700,730 Touring Sedans,780	36
68 5560-D	Spring assy (rear)-13 leaf-replaced by 01A 5560-G	1	Comm,Station Wagon	36
78 5560-A	Spring assy (rear)-10 leaf-without cover	1	74 & 78-700A,B,720,730A,B,740,750,760B,770A,B,81A720,740,750,760B,82A700C,730C,91A74,76,922A70,73,01A66,70A,B,73A,B	37-40
78 5560-B	Spring assy (rear)-11 leaf-without cover	1	74 & 78-700C,D,730C,D,81A700B,C,730B,C,91A70A,B,73A,B	37-39
78 5560-C	Spring assy (rear)-12 leaf-without cover	1	Sedan Delivery	37-41
78 5560-D	Spring assy (rear)-14 leaf-without cover	1	(Station Wagon 1937-40)(Comm 1939-41 except Sedan Delivery 1941)	37-41
78 5560-G	Spring assy (rear)-9 leaf-without cover	1	74 & 78-710,760A,770A,B,81A760A,770A,B,C,91A77A,B,01A67A,B	37-40
82Y 5560-A	Spring assy (rear)-12 leaf	2	122" Panel Truck	38-47
82Y 5560-B	Spring assy (rear)-13 leaf-replaced by 59Y-5560-B	2	122" Truck except Panel	38-47
82Y 5560-C	Spring assy (rear)-14 leaf-replaced by 59Y-5560-C	2	122" Truck except Panel	40-47
01A 5560-A	Spring assy (rear)-8 leaf-replaced by 01A 5560-B	1	01A67A,B,77A,B	40
01A 5560-B	Spring assy (rear)-9 leaf-with cover	1	01A67A,B	40
01A 5560-C	Spring assy (rear)-10 leaf-with cover	1	01A66,70A,B,73A,B	40
01A 5560-D	Spring assy (rear)-11 leaf-with cover-replaces 78-5560-B	1		
01A 5560-E	Spring assy (rear)-12 leaf-with cover	1	Sedan Delivery	40-41
01A 5560-G	Spring assy (rear)-14 leaf-with cover	1	(Station Wagon 1940)(Comm except Sedan Delivery 1941)	40-41
01A 5560-H	Spring assy (rear)-15 leaf-replaced by 01A 5560-G	1	(Station Wagon,Comm 1940)(Comm except Sedan Delivery 1941)	40-41
01A 5560-J	Spring assy (rear)-8 leaf-replaced by 01A 5560-B	1	Std & DeLuxe Business Coupe	40
01T 5560-A	Spring assy (rear)-10 leaf	2	Trucks except 122" & Panels	40-47
01T 5560-B	Spring assy (rear)-7 leaf	2	134" Panel	40-47
01T 5560-C	Spring assy (rear)-12 leaf	2	Trucks except 122" & Panels	40-47
11A 5560-A	Spring assy (rear)-9 leaf-without cover	1	11A67A,B,77A,B,1GA67A,B,77A,B	41
11A 5560-B	Spring assy (rear)-10 leaf-without cover	1	Convertible Club Coupe	41
11A 5560-C	Spring assy (rear)-11 leaf-without cover	1	DeLuxe & Super DeLuxe Tudor & Fordor	41
11A 5560-D	Spring assy (rear)-13 leaf-without cover	1	Pass	41
11A 5560-E	Spring assy (rear)-15 leaf-without cover	1	Station Wagon	41



CHASSIS PARTS CATALOGUE

PART NUMBER	PART NAME	NO. REQ'D	MODEL	YEAR 19__
19A 5560-A	Spring assy (rear)-9 leaf-with cover	1	11A67A,B,77A,B,1GA67A,B,77A,B	41
19A 5560-B	Spring assy (rear)-10 leaf-with cover	1	Convertible Club Coupe	41
19A 5560-C	Spring assy (rear)-11 leaf-with cover	1	DeLuxe & Super DeLuxe Tudor & Fordor	41
19A 5560-D	Spring assy (rear)-13 leaf-with cover	1	Pass	41
19A 5560-E	Spring assy (rear)-15 leaf-with cover	1	Station Wagon	41
21A 5560-A	Spring assy (rear)-8 leaf-without cover-replaced by 59A 5560-A	1	DeLuxe & Special 5 Window Coupes	42
21A 5560-B	Spring assy (rear)-9 leaf-without cover-replaced by 59A 5560-B	1	21A70A,B,C,73A,B,C,72A,B,2GA70A,B,C,73A,B,C,72A,B	42
21A 5560-C	Spring assy (rear)-10 leaf-without cover	1	DeLuxe Tudor, Fordor	42
21A 5560-D	Spring assy (rear)-11 leaf-without cover-replaced by 59A 5560-D	1	Super DeLuxe Tudor, Fordor	42
21A 5560-E	Spring assy (rear)-12 leaf-without cover	1	DeLuxe Sedan Delivery, Super DeLuxe Station Wagon	42
21C 5560-A	Spring assy (rear)-9 leaf	2	114" Panel	42-47
21C 5560-B	Spring assy (rear)-10 leaf	2	Comm except Panel	42-47
21C 5560-C	Spring assy (rear)-11 leaf-heavy duty	2	Comm	42-47
29A 5560-A	Spring assy (rear)-8 leaf-with cover-replaced by 59A 5560-A	1	DeLuxe & Special 5 Window Coupes	42
29A 5560-B	Spring assy (rear)-9 leaf-with cover-replaced by 59A-5560-B	1	21A70A,B,C,73A,B,C,72A,B,2GA70A,B,C,73A,B,C,72A,B	42
29A 5560-C	Spring assy (rear)-10 leaf-with cover-replaced by 59A 5560-C	1	DeLuxe Tudor, Fordor	42
29A 5560-D	Spring assy (rear)-11 leaf-with cover-replaced by 59A 5560-D	1	Super DeLuxe Tudor, Fordor	42
29A 5560-E	Spring assy (rear)-12 leaf-with cover-replaced by 59A 5560-E	1	DeLuxe Sedan Delivery, Super DeLuxe Station Wagon	42
59A 5560-A	Spring assy (rear)-10 leaf-with cover	1	DeLuxe & Super DeLuxe 5 Window Coupes	46-48
59A 5560-B	Spring assy (rear)-11 leaf-with cover	1	69A72B,77A,B,6GA72B,77A,B	46-48
59A 5560-C	Spring assy (rear)-12 leaf-with cover	1	69A70A,B,73A,B,76,6GA70A,B,73A,B,76	46-48
59A 5560-D	Spring assy (rear)-13 leaf-with cover	1	Tudor, Fordor, Convertible Club Coupe	42-48
59A 5560-E	Spring assy (rear)-15 leaf-with cover	1	69A78,79B,6GA78,79B	46-48
59Y 5560-A	Spring assy (rear)-12 leaf-use with 59Y-5780	2	122" Panel	46-47
59Y 5560-B	Spring assy (rear)-13 leaf-use with 59Y-5780	2	122" except Panel	38-47
59Y 5560-C	Spring assy (rear)-14 leaf-use with 59Y-5780	2	122" except Panel	40-47
	11A-5599 Pad (rear spring anti squeak)	1	(Pass 1933-48)(Comm 1933-41)	33-48
	01T-5721-D Bolt (rear spring tie)-3/8"-24 x 4 3/16"-replaced by 350600-S	2	(Comm 1942-47)(Trucks except 122" 1940-47)	40-47
	01T-5721-D Bolt (rear spring tie)-3/8"-24 x 4 3/16"-replaced by 350600-S	2	122" Truck	38-47
	350600-S Bolt (rear spring tie)-3/8"-24 x 6 3/4"	2	(Comm 1942-47)(Trucks except 122" 1940-47) (122" Truck 1938-47)	38-47
	01T-5345 Bolt (rear spring tie)-3/8"-24 x 3 1/8"-use with 21C-5560-C	2	Comm	42-47
	355521-S Bolt (rear spring tie)-3/8"-24 x 7"	1 or 2	(Pass 1928-48)(Comm 1942-47)(Trucks 1928-47)	28-48
	33800-S8 Nut-3/8"-24			
	351387-S Lockwasher (rear spring tie bolt)-3/8"	1	(Pass 1936-48)(Comm 1936-41)	36-48
	355405-S Bolt (rear spring tie)-5/16"-24 x 5 1/2"	2	Trucks	28-31
	34109-S7 Nut-5/16"-24			
	BB-4020 Bushing (rear spring)-leaf No.1	2	Pass, Comm	28-31
	AA-5781-A Bushing (rear spring)-leaf No.1	2	Trucks	28-37



CHASSIS PARTS CATALOGUE

Rear Spring Leaves

PART NUMBER	PART NUMBER	PART NUMBER	PART NUMBER
A 5563-B	11A 5566-D	78 5569	†BB 5572-C
†AA 5563-A	11A 5566-E	82Y 5569	40 5572-A
AA 5563-B	†21A 5566	†01T 5569-A	†78 5572
AA 5563-C	21C 5566-A	01T 5569-B	82Y 5572-A
BB 5563-A	21C 5566-B	11A 5569-A	82Y 5572-B
BB 5563-B	21C 5566-C	11A 5569-B	01T 5572-A
82Y 5563	51A 5566-A	11A 5569-C	01T 5572-B
01T 5563-A	51A 5566-B	†21A 5569-A	11A 5572-A
01T 5563-B	A 5567-B	21A 5569-B	11A 5572-B
21C 5563	AA 5567-A	21A 5569-C	11A 5572-C
59Y 5563	AA 5567-B	21C 5569-A	21A 5572
B 5564-A	†AA 5567-D	21C 5569-B	21C 5572-A
B 5564-B	B 5567	21C 5569-C	51A 5572-A
68 5564	BB 5567-A	51A 5569-A	51A 5572-B
11A 5564-A	BB 5567-B	51A 5569-B	A 5573
11A 5564-B	40 5567-A	51A 5569-C	AA 5573-D
21A 5564	78 5567	A 5570-A	B 5573-A
51A 5564-A	82Y 5567-A	A 5570-C	B 5573-B
51A 5564-B	82Y 5567-B	AA 5570-B	BB 5573-C
51A 5564-C	01T 5567-A	BB 5570-C	40 5573-B
A 5565-B	01T 5567-B	40 5570-B	78 5573
AA 5565-A	11A 5567-A	78 5570-A	82Y 5573
AA 5565-C	11A 5567-B	82Y 5570-B	†01T 5573-A
BB 5565-A	11A 5567-D	†01T 5570-A	†01T 5573-B
BB 5565-B	21A 5567-A	†01T 5570-B	11A 5573-A
40 5565-A	21A 5567-B	11A 5570-A	11A 5573-B
40 5565-B	21C 5567-A	11A 5570-B	11A 5573-C
78 5565	21C 5567-B	†11A 5570-C	†21A 5573
82Y 5565-A	51A 5567-A	21A 5570-A	51A 5573-A
82Y 5565-B	51A 5567-B	21A 5570-B	51A 5573-B
01T 5565-A	A 5568-B	21C 5570-A	51A 5573-C
01T 5565-B	AA 5568-B	21C 5570-B	AA 5574-D
11A 5565-A	AA 5568-E	21C 5570-C	AA 5574-E
11A 5565-B	B 5568	51A 5570-A	B 5574
11A 5565-C	BB 5568-A	51A 5570-B	†BB 5574-C
11A 5565-D	BB 5568-B	51A 5570-C	40 5574-B
21A 5565-A	40 5568-A	A 5571	82Y 5574
21A 5565-B	78 5568	AA 5571-D	11A 5574
21C 5565-A	82Y 5568	B 5571	21C 5574
21C 5565-B	†01T 5568-A	BB 5571-C	51A 5574-A
51A 5565-A	01T 5568-B	40 5571-A	51A 5574-B
51A 5565-B	01T 5568-C	82Y 5571-B	51A 5574-C
51A 5565-C	11A 5568-A	†01T 5571-A	AA 5575-D
A 5566	11A 5568-B	†01T 5571-B	AA 5575-E
AA 5566-A	21A 5568-A	11A 5571-A	B 5575
AA 5566-B	21A 5568-B	11A 5571-C	BB 5575-C
B 5566-A	21A 5568-C	11A 5571-D	40 5575
BB 5566-A	21C 5568-A	21A 5571-A	48 5575-B
BB 5566-B	21C 5568-B	21A 5571-B	68 5575
BB 5566-C	†51A 5568-A	21A 5571-C	82Y 5575
40 5566	51A 5568-B	21A 5571-D	11A 5575
82Y 5566-A	A 5569-B	21C 5571-A	51A 5575-A
82Y 5566-B	AA 5569-B	21C 5571-B	51A 5575-B
01A 5566	AA 5569-D	†51A 5571-A	51A 5575-C
01T 5566-A	BB 5569-A	51A 5571-B	51A 5575-D
01T 5566-B	BB 5569-B	A 5572	AA 5576-D
01T 5566-C	†BB 5569-C	AA 5572-D	AA 5576-E
11A 5566-B	40 5569-A	B 5572-B	B 5576

NOTE: For further information refer to Rear Spring Leaf Chart Page 184.

† No Longer Supplied



CHASSIS PARTS CATALOGUE

Rear Spring Leaves

PART NUMBER	PART NUMBER	PART NUMBER	PART NUMBER
BB 5576-B	AA 5577-B	82Y 5577	†51A 5578
48 5576	B 5577	11A 5577	AA 5579-B
82Y 5576	BB 5577	51A 5577	40 5579
11A 5576	† 40 5577-A	AA 5578-B	78 5579
51A 5576-B	40 5577-C	40 5578	68 5580
51A 5576-C	78 5577	78 5578	A 5585
			68 5586

PART NUMBER	PART NAME	NO. REQ'D	MODEL	YEAR
BB 5588-A	Spring assy (auxiliary)	2	Trucks except 122"	32-39
	†BB-5589-A Leaf (auxiliary spring)-No.1			
	BB-5590-A Leaf (auxiliary spring)-No.2			
	†BB-5591-B Leaf (auxiliary spring)-No.3			
	BB-5573-C Leaf (auxiliary spring)-No.4			
	BB-5576-B Leaf (auxiliary spring)-No.5			
	355521-S Bolt (tie)-3/8"-24 x 7"			
	33800-S8 Nut-3/8"-24			
	BB-5703 Clamp			
	BB-5594 Spacer (auxiliary spring)			
BB 5588-B	Spring assy (auxiliary)	2	Trucks except 122"	32-39
	BB-5589-B Leaf (auxiliary spring)-No.1			
	BB-5590-B Leaf (auxiliary spring)-No.2			
	†BB-5591-B Leaf (auxiliary spring)-No.3			
	BB-5573-C Leaf (auxiliary spring)-No.4			
	BB-5576-B Leaf (auxiliary spring)-No.5			
	355521-S Bolt (tie)-3/8"-24 x 7"			
	33800-S8 Nut-3/8"-24			
	BB-5703 Clamp (auxiliary spring)			
	BB-5594 Spacer (auxiliary spring)			
01T 5588-A	Spring assy (auxiliary)	2	Trucks except 122"	40
	01T-5589-A Leaf (auxiliary spring)-No.1			
	01T-5590-A Leaf (auxiliary spring)-No.2			
	01T-5591-A Leaf (auxiliary spring)-No.3			
	01T-5592-A Leaf (auxiliary spring)-No.4			
	01T-5593-A Leaf (auxiliary spring)-No.5			
	01T-5600 Leaf (auxiliary spring)-No.6			
	01T-5601 Leaf (auxiliary spring)-No.7			
	355521-S Bolt (tie)-3/8"-24 x 7"			
	33800-S8 Nut-3/8"-24			
	BB-5703 Clamp (auxiliary spring)			
	BB-5594 Spacer (auxiliary spring)			
01T 5588-B	Spring assy (auxiliary)	2	Trucks except 122"	40-47
	01T-5589-B Leaf (auxiliary spring)-No.1			
	01T-5590-B Leaf (auxiliary spring)-No.2			
	01T-5591-B Leaf (auxiliary spring)-No.3			
	01T-5592-B Leaf (auxiliary spring)-No.4			
	01T-5573-B Leaf (auxiliary spring)-No.5			
	01T-5702-C Bolt (tie)-3/8"-24 x 2"			
	33800-S8 Nut-3/8"-24			
	BB-5703 Clamp (auxiliary spring)			
	01T-5594-A Spacer (auxiliary spring)			
BB 5589-A	Leaf (auxiliary spring)-replaced by BB-5588-A			
BB 5589-B	Leaf (auxiliary spring)			
01T 5589-A	Leaf (auxiliary spring)			
01T 5589-B	Leaf (auxiliary spring)			
BB 5590-A	Leaf (auxiliary spring)			
BB 5590-B	Leaf (auxiliary spring)			
01T 5590-A	Leaf (auxiliary spring)			

† No Longer Supplied