


1947 Ford Super Deluxe Tudor Wiring
Late Model (October 1947)
Cowl Harness, Horns in Front of Radiator

Narragansett Wiring #47481
Ford 51A-14401

Photos include original under dash wiring



RxW - Temp Gauge

BxG & BxG - Hot to Gauges

G-W - High Beam Ind Lamp

BlxR - Clock Light

Y & BlxW - Term B on Circuit Breaker

GxR - Ign SW Light


BxBI & Y-R & G - Term A on Circuit Breaker


BlxW Cigar Lighter

R-G - Ign SW to Coil

BxG - Ign SW Gas Feed

Y - Ign SW Feed





B - Taillight at Body Harness


Y - Gas Sender Unit

G - Stop Light

GxB & G-W - High Beam at Dimmer

R-Y - Dimmer Switch Feed

RxB - Low Beam at Dimmer



RxBl - Starter Solenoid

Y - Starter Solenoid


WxR - Oil Pressure Sending Unit


Y - Battery at VR

YxB - "A" at VR

BxR - GRD at VR

B-W - Field at VR






Y & Y - Horns at Relay

Y-G - Horn Relay

BI-Y - Horn GRD at Relay




RxB - Low Beam

GxB - High Beam

BxY - Parl lamp

Bl-Y - Horn to Steering

Y-G - Horn



B-W - Gen. Field

R-G - Coil

BxR - Gen. GRD

RxW - Temp Sender

YxB - Gen. "A" Post

1947 Ford Original Wiring Photos

